



Doomben QLD Professional
Race 3: CASCADE QTIS 3YO Colts & Geldings BENCHMARK 72
Handicap - 1200m
21 January 2023 - 13:35



BRISBANE
RACING CLUB

Track Rating: Good 4, Weather: Fine, Rail Position: +2.5m Entire Course

Section				Overall	1000m	800m	600m	400m	200m	Last 600m			
Field Times				1:08.45 (0:13.40)	0:55.05 (0:10.62)	0:44.43 (0:11.16)	0:33.27 (0:11.30)	0:21.97 (0:10.68)	0:11.29 (0:11.29)	0:00.00			
Rank	TAB Horse/Jockey	Barrier	Top Speed [km/h]	Fastest Section					Margin	Margin	Distance Travelled [m]		
1	4 BUSTING Angela Jones	9	69.2 1000m	0:10.58 400m	1:08.45 [1] (0:13.40)	0:55.05 [1] (0:10.62)	0:44.43 [1] (0:11.18)	0:33.25 [1] (0:11.38)	0:21.87 [1] (0:10.58)	0:11.29 [1] (0:11.29)	1:08.46	0:33.25	
2	3 VODKA MARTINI Taylor Marshall	5	Data was not able to be tracked for this horse		-:--:-	-:--:-	-:--:-	-:--:-	-:--:-	-:--:-	1.1L	-:--:-	----
3	6 HANG FIVE Jaden Lloyd	1	68.5 1000m	0:10.66 1000m	1:08.85 [3] (0:13.76)	0:55.09 [4] (0:10.66)	0:44.43 [4] (0:11.05)	0:33.38 [4] (0:11.24)	0:22.14 [5] (0:10.86)	0:11.28 [3] (0:11.28)	2.33L	0:33.38	-4
4	11 SHA OF GOMER Jim Byrne	8	67.6 Overall	0:10.82 400m	1:09.02 [4] (0:13.84)	0:55.18 [6] (0:10.87)	0:44.31 [6] (0:11.09)	0:33.22 [6] (0:11.04)	0:22.18 [6] (0:10.82)	0:11.36 [5] (0:11.36)	3.3L	0:33.22	-4
5	1 BETTER RAIN Les Tilley	3	69.5 1000m	0:10.62 1000m	1:09.04 [5] (0:13.66)	0:55.38 [3] (0:10.62)	0:44.76 [3] (0:11.02)	0:33.74 [2] (0:11.30)	0:22.44 [2] (0:10.81)	0:11.63 [2] (0:11.63)	3.46L	0:33.74	+0
6	5 CRIPPS TONITE Ben Thompson	2	68.4 1000m	0:10.65 1000m	1:09.57 [6] (0:13.45)	0:56.12 [2] (0:10.65)	0:45.47 [2] (0:11.08)	0:34.39 [3] (0:11.30)	0:23.09 [3] (0:10.98)	0:12.11 [4] (0:12.11)	6.55L	0:34.39	-4
7	9 JACKED UP Stephanie Thornton	4	68.5 Overall	0:10.72 1000m	1:10.31 [7] (0:13.84)	0:56.47 [5] (0:10.72)	0:45.75 [5] (0:11.04)	0:34.71 [5] (0:11.14)	0:23.57 [4] (0:11.29)	0:12.28 [6] (0:12.28)	10.9L	0:34.71	-4

Scratched: Wealthy Investor (#2), Toronomica (#7), Helluva Barty (#8), Northern Pride (#10)

[] Ranking at each section and finish
 -:--:- No data available at this section
 NA No data available

SCN Saddle cloth number
 DNF Did not finish
 DNT Did not track



Horse/Jockey Name	Busting
Final Rank	1
Fastest Section Time (Section)	0:10.58 (400m)
Top Speed [km/h] (Section)	69.2 (1000m)
Race State	Finished

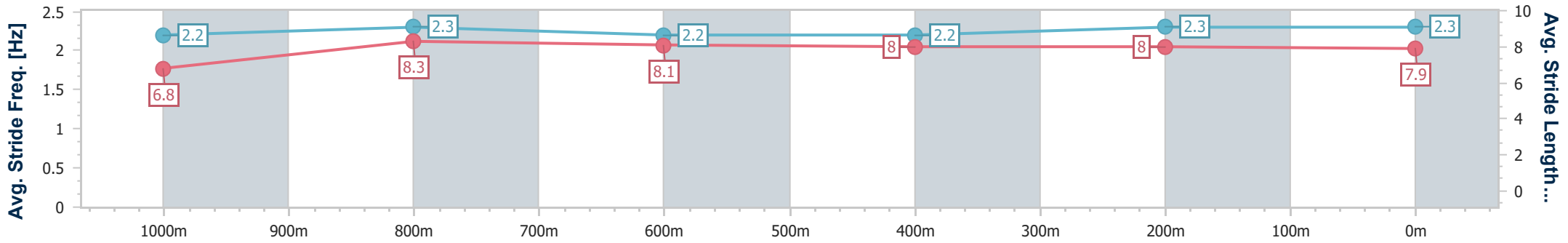
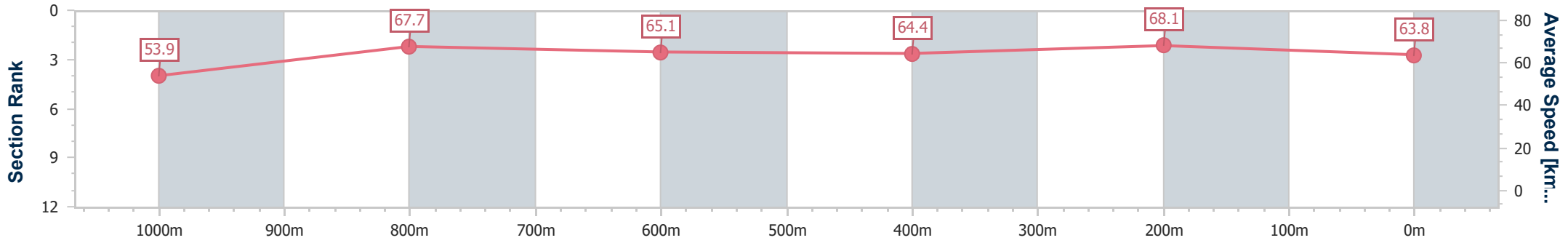


Doomben QLD Professional
Race 3: CASCADE QTIS 3YO Colts & Geldings BENCHMARK
72 Handicap - 1200m
 21 January 2023 - 13:35
 Track Rating: Good 4, Weather: Fine, Rail Position: +2.5m Entire Course



BRISBANE
RACING CLUB

Section	Overall	1000m	800m	600m	400m	200m								
Section Times	1:08.45 [1] (0:13.40)	0:55.05 [1] (0:10.62)	0:44.43 [1] (0:11.18)	0:33.25 [1] (0:11.38)	0:21.87 [1] (0:10.58)	0:11.29 [1] (0:11.29)								
Average Speed [km/h]	53.9	67.7	65.1	64.4	68.1	63.8								
Top Speed [km/h]	68.6	69.2	65.9	65.7	68.9	67.1								
Avg. Dist. to Rail [m]	4.3	0.3	2.2	3.4	1.6	3.3								
Avg. Stride Freq. [Hz]	2.2	2.3	2.2	2.2	2.3	2.3								
Avg. Stride Length [m]	6.8	8.3	8.1	8.0	8.0	7.9								



- [] Ranking at each section and finish
- .-.- No data available at this section
- NA No data available



Horse/Jockey Name	Hang Five
Final Rank	3
Fastest Section Time (Section)	0:10.66 (1000m)
Top Speed [km/h] (Section)	68.5 (1000m)
Race State	Finished

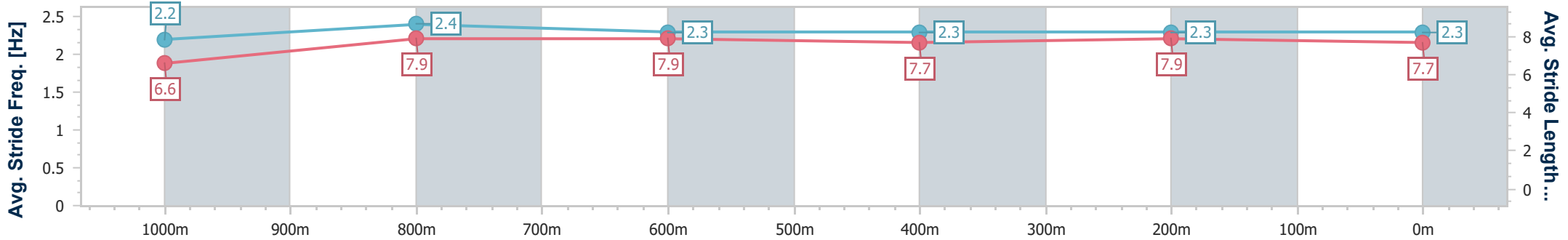
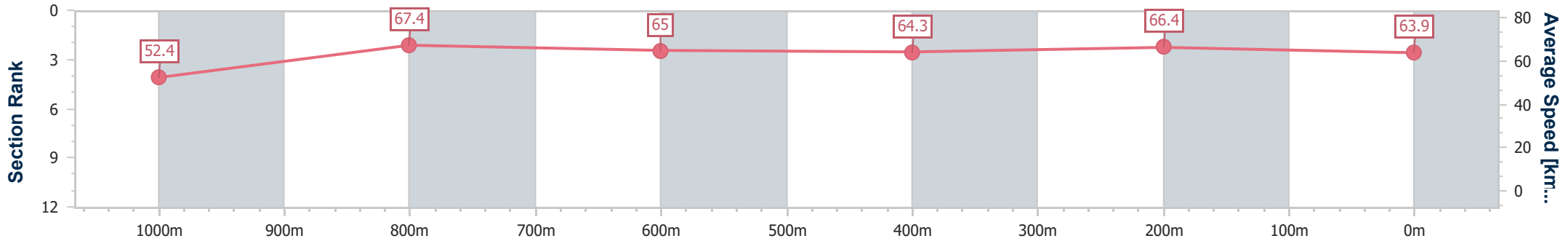


Doomben QLD Professional
Race 3: CASCADE QTIS 3YO Colts & Geldings BENCHMARK
72 Handicap - 1200m
 21 January 2023 - 13:35
 Track Rating: Good 4, Weather: Fine, Rail Position: +2.5m Entire Course



BRISBANE
RACING CLUB

Section	Overall	1000m	800m	600m	400m	200m
Section Times	1:08.85 [3] (0:13.76)	0:55.09 [4] (0:10.66)	0:44.43 [4] (0:11.05)	0:33.38 [4] (0:11.24)	0:22.14 [5] (0:10.86)	0:11.28 [3] (0:11.28)
Average Speed [km/h]	52.4	67.4	65.0	64.3	66.4	63.9
Top Speed [km/h]	67.3	68.5	65.6	65.1	67.5	66.1
Avg. Dist. to Rail [m]	1.2	0.3	0.8	0.4	2.4	1.6
Avg. Stride Freq. [Hz]	2.2	2.4	2.3	2.3	2.3	2.3
Avg. Stride Length [m]	6.6	7.9	7.9	7.7	7.9	7.7



- [] Ranking at each section and finish
- .-.- No data available at this section
- NA No data available



Horse/Jockey Name	Sha Of Gomer
Final Rank	4
Fastest Section Time (Section)	0:10.82 (400m)
Top Speed [km/h] (Section)	67.6 (Overall)
Race State	Finished

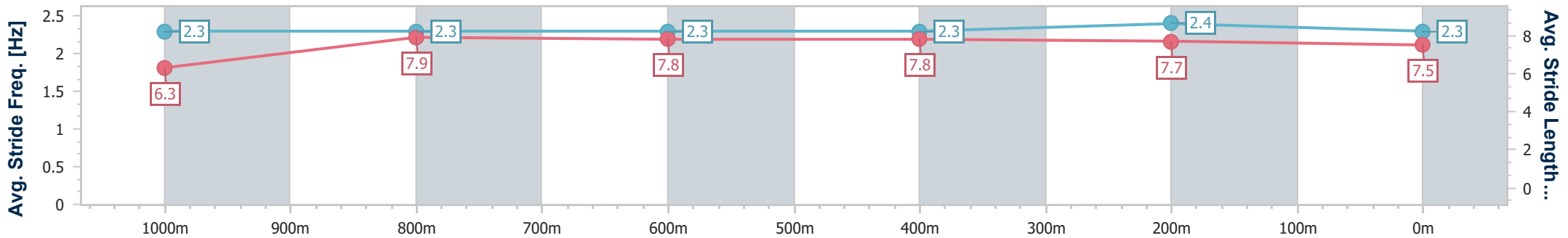
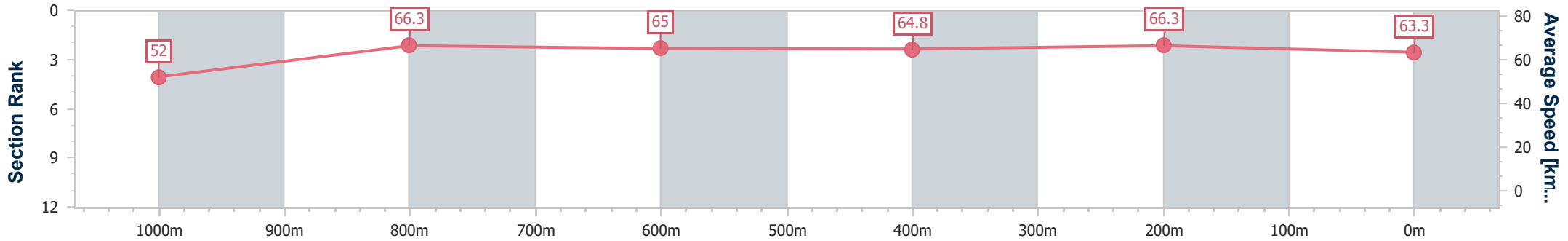


Doomben QLD Professional
Race 3: CASCADE QTIS 3YO Colts & Geldings BENCHMARK
72 Handicap - 1200m
 21 January 2023 - 13:35
 Track Rating: Good 4, Weather: Fine, Rail Position: +2.5m Entire Course



BRISBANE
RACING CLUB

Section	Overall	1000m	800m	600m	400m	200m
Section Times	1:09.02 [4] (0:13.84)	0:55.18 [6] (0:10.87)	0:44.31 [6] (0:11.09)	0:33.22 [6] (0:11.04)	0:22.18 [6] (0:10.82)	0:11.36 [5] (0:11.36)
Average Speed [km/h]	52.0	66.3	65.0	64.8	66.3	63.3
Top Speed [km/h]	67.6	67.3	66.2	65.7	67.3	67.0
Avg. Dist. to Rail [m]	3.5	0.8	0.4	1.0	1.7	2.4
Avg. Stride Freq. [Hz]	2.3	2.3	2.3	2.3	2.4	2.3
Avg. Stride Length [m]	6.3	7.9	7.8	7.8	7.7	7.5



- [] Ranking at each section and finish
- .-.- No data available at this section
- NA No data available



Horse/Jockey Name	Better Rain
Final Rank	5
Fastest Section Time (Section)	0:10.62 (1000m)
Top Speed [km/h] (Section)	69.5 (1000m)
Race State	Finished

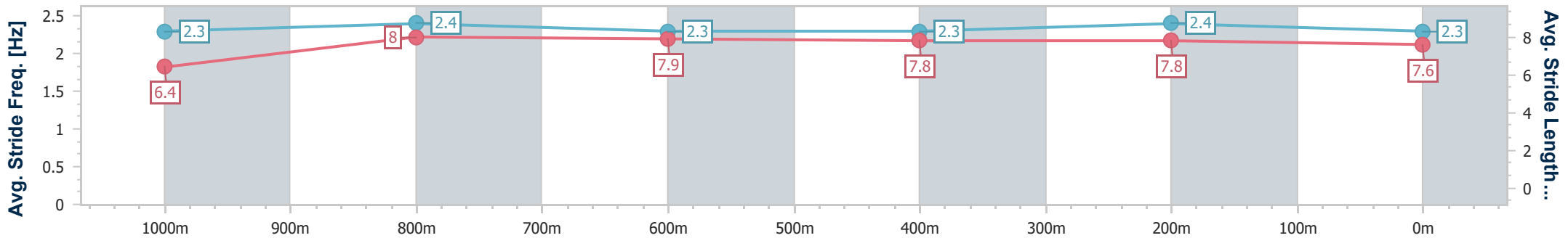
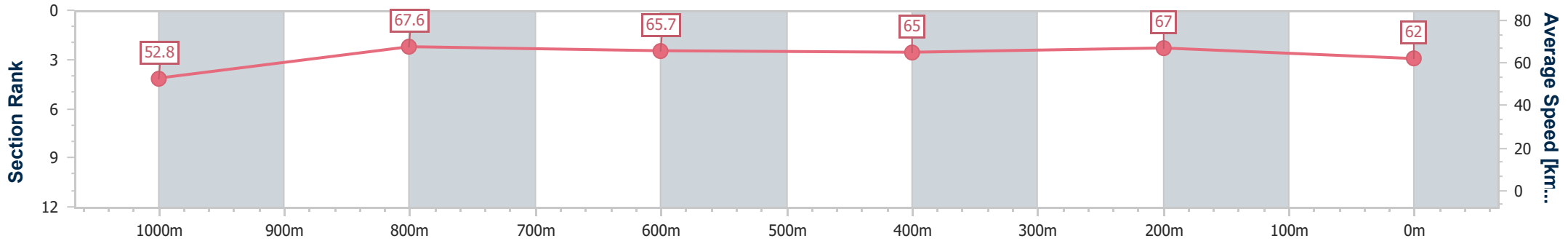


Doomben QLD Professional
Race 3: CASCADE QTIS 3YO Colts & Geldings BENCHMARK
72 Handicap - 1200m
 21 January 2023 - 13:35
 Track Rating: Good 4, Weather: Fine, Rail Position: +2.5m Entire Course



BRISBANE
RACING CLUB

Section	Overall	1000m	800m	600m	400m	200m
Section Times	1:09.04 [5] (0:13.66)	0:55.38 [3] (0:10.62)	0:44.76 [3] (0:11.02)	0:33.74 [2] (0:11.30)	0:22.44 [2] (0:10.81)	0:11.63 [2] (0:11.63)
Average Speed [km/h]	52.8	67.6	65.7	65.0	67.0	62.0
Top Speed [km/h]	69.4	69.5	66.7	67.1	68.5	65.1
Avg. Dist. to Rail [m]	1.8	0.4	1.3	3.3	4.5	1.5
Avg. Stride Freq. [Hz]	2.3	2.4	2.3	2.3	2.4	2.3
Avg. Stride Length [m]	6.4	8.0	7.9	7.8	7.8	7.6



- [] Ranking at each section and finish
- .-.- No data available at this section
- NA No data available



Horse/Jockey Name	Cripps Tonite
Final Rank	6
Fastest Section Time (Section)	0:10.65 (1000m)
Top Speed [km/h] (Section)	68.4 (1000m)
Race State	Finished

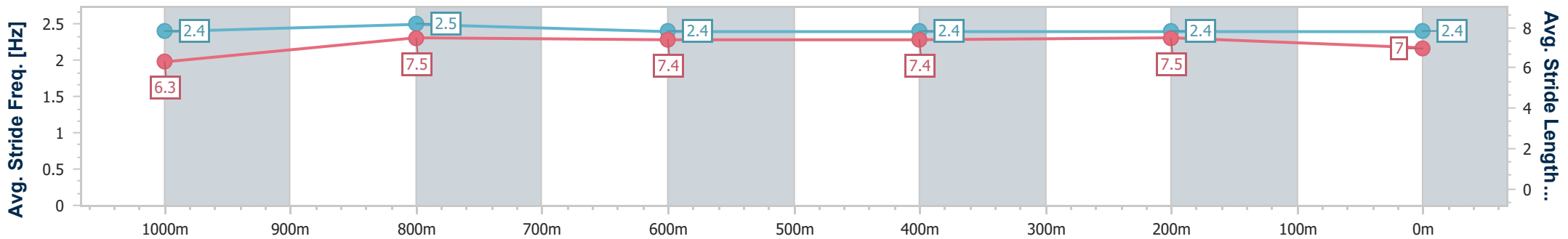
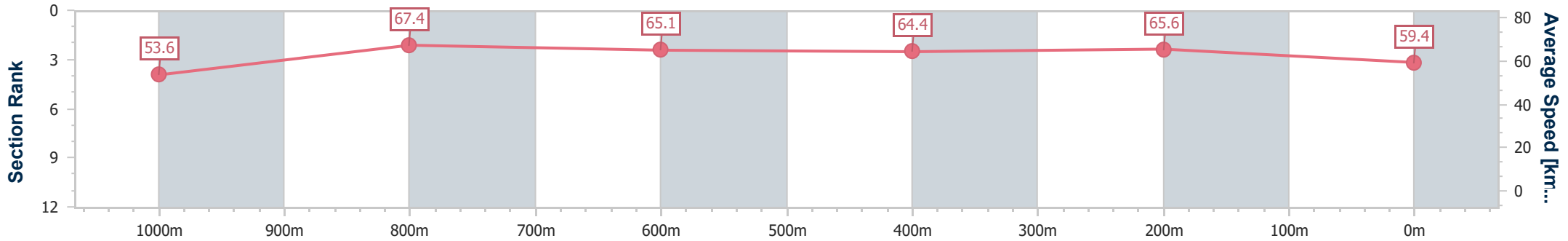


Doomben QLD Professional
Race 3: CASCADE QTIS 3YO Colts & Geldings BENCHMARK
72 Handicap - 1200m
 21 January 2023 - 13:35
 Track Rating: Good 4, Weather: Fine, Rail Position: +2.5m Entire Course



BRISBANE
RACING CLUB

Section	Overall	1000m	800m	600m	400m	200m
Section Times	1:09.57 [6] (0:13.45)	0:56.12 [2] (0:10.65)	0:45.47 [2] (0:11.08)	0:34.39 [3] (0:11.30)	0:23.09 [3] (0:10.98)	0:12.11 [4] (0:12.11)
Average Speed [km/h]	53.6	67.4	65.1	64.4	65.6	59.4
Top Speed [km/h]	67.8	68.4	65.9	64.9	68.1	63.8
Avg. Dist. to Rail [m]	1.7	1.5	0.7	2.0	0.4	0.2
Avg. Stride Freq. [Hz]	2.4	2.5	2.4	2.4	2.4	2.4
Avg. Stride Length [m]	6.3	7.5	7.4	7.4	7.5	7.0



- [] Ranking at each section and finish
- .-.- No data available at this section
- NA No data available



Horse/Jockey Name	Jacked Up
Final Rank	7
Fastest Section Time (Section)	0:10.72 (1000m)
Top Speed [km/h] (Section)	68.5 (Overall)
Race State	Finished

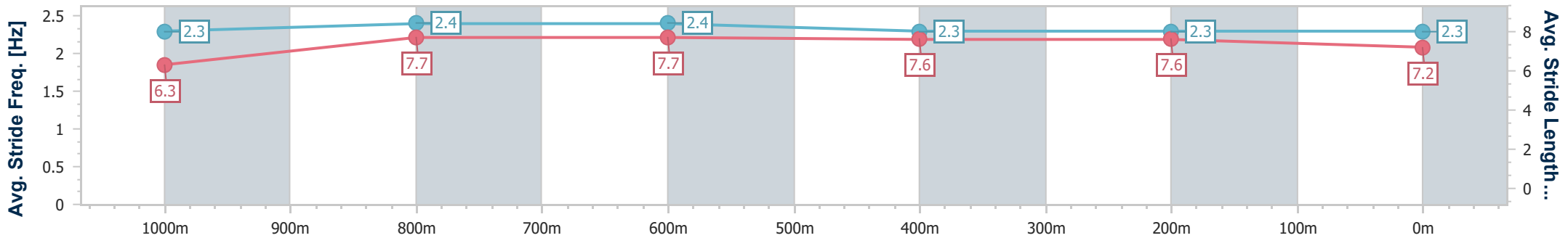
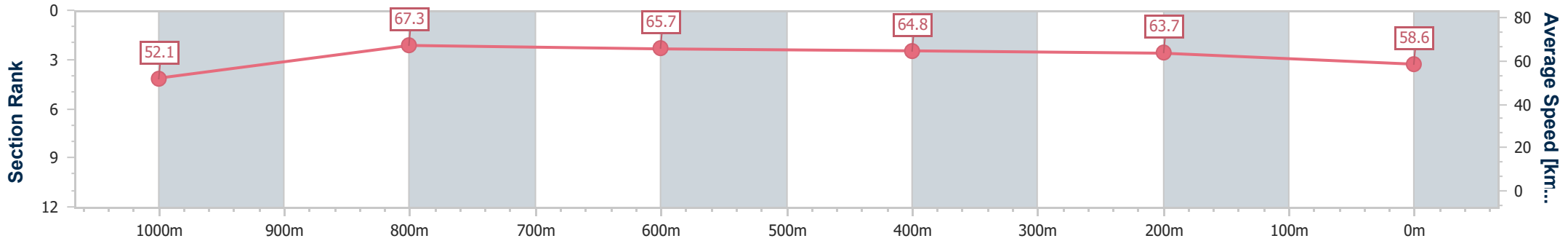


Doomben QLD Professional
Race 3: CASCADE QTIS 3YO Colts & Geldings BENCHMARK
72 Handicap - 1200m
 21 January 2023 - 13:35
 Track Rating: Good 4, Weather: Fine, Rail Position: +2.5m Entire Course



BRISBANE
RACING CLUB

Section	Overall	1000m	800m	600m	400m	200m
Section Times	1:10.31 [7] (0:13.84)	0:56.47 [5] (0:10.72)	0:45.75 [5] (0:11.04)	0:34.71 [5] (0:11.14)	0:23.57 [4] (0:11.29)	0:12.28 [6] (0:12.28)
Average Speed [km/h]	52.1	67.3	65.7	64.8	63.7	58.6
Top Speed [km/h]	68.5	68.2	66.3	65.4	65.1	62.7
Avg. Dist. to Rail [m]	3.1	0.9	1.3	0.6	1.0	1.6
Avg. Stride Freq. [Hz]	2.3	2.4	2.4	2.3	2.3	2.3
Avg. Stride Length [m]	6.3	7.7	7.7	7.6	7.6	7.2



- [] Ranking at each section and finish
- .-.- No data available at this section
- NA No data available



Horse/Jockey Name	Vodka Martini
Final Rank	2
Fastest Section Time (Section)	-:--:--
Top Speed [km/h] (Section)	--.-
Race State	DidNotTrack



Doomben QLD Professional
Race 3: CASCADE QTIS 3YO Colts & Geldings BENCHMARK
72 Handicap - 1200m
 21 January 2023 - 13:35
 Track Rating: Good 4, Weather: Fine, Rail Position: +2.5m Entire Course



BRISBANE
RACING CLUB

Section	Overall	1000m	800m	600m	400m	200m							
Section Times	-:--:--	-:--:--	-:--:--	-:--:--	-:--:--	-:--:--							
Average Speed [km/h]	--.-	--.-	--.-	--.-	--.-	--.-							
Top Speed [km/h]	--.-	--.-	--.-	--.-	--.-	--.-							
Avg. Dist. to Rail [m]	--	--	--	--	--	--							
Avg. Stride Freq. [Hz]	--.-	--.-	--.-	--.-	--.-	--.-							
Avg. Stride Length [m]	--.-	--.-	--.-	--.-	--.-	--.-							

- [] Ranking at each section and finish
- :--:-- No data available at this section
- NA No data available