



Aquis Park Gold Coast Poly QLD Professional

Race 4: DOOKSIE'S GOLDEN JUBILEE Maiden Handicap - 1100m



11 February 2023 - 14:50

Track Rating: Synthetic , Weather: Fine, Rail Position: True

Section		Field Times											Last 600m					
		Overall	1000m	800m	600m	400m	200m						0:36.55					
		1:06.01 (0:07.87)	0:58.14 (0:10.62)	0:47.52 (0:10.97)	0:36.55 (0:11.62)	0:24.93 (0:12.16)	0:12.77 (0:12.77)											
Rank	TAB	Horse/Jockey	Barrier	Top Speed [km/h]	Fastest Section												Margin	Distance Travelled [m]
1	5	IN FRONT Chris Taylor	11	69.6 1000m	0:07.94 Overall	1:06.01 [1] (0:07.94)	0:58.07 [2] (0:10.55)	0:47.52 [1] (0:10.97)	0:36.55 [1] (0:11.62)	0:24.93 [1] (0:12.16)	0:12.77 [1] (0:12.77)	1:06.01	0:36.55					
2	2	AKERMATIVE Sean Cormack	1	66.7 1000m	0:08.01 Overall	1:06.29 [2] (0:08.01)	0:58.28 [3] (0:11.00)	0:47.28 [4] (0:11.03)	0:36.25 [5] (0:11.68)	0:24.57 [4] (0:12.16)	0:12.41 [3] (0:12.41)	1.5L	0:36.25	+0				
3	10	RUSSIAN DIVA Rikki Jamieson	10	69.3 800m	0:08.36 Overall	1:06.67 [3] (0:08.36)	0:58.31 [8] (0:10.69)	0:47.62 [5] (0:10.93)	0:36.69 [3] (0:11.36)	0:25.33 [2] (0:12.12)	0:13.21 [2] (0:13.21)	3.5L	0:36.69	+12				
4	1	PHOSPER BRONZE Les Tilley	4	66.3 1000m	0:08.04 Overall	1:06.71 [4] (0:08.04)	0:58.67 [5] (0:11.17)	0:47.50 [6] (0:11.13)	0:36.37 [7] (0:11.63)	0:24.74 [7] (0:12.09)	0:12.65 [5] (0:12.65)	3.7L	0:36.37	+5				
5	11	LEINSTER Craig Robertson	7	65.2 800m	0:08.37 Overall	1:07.01 [5] (0:08.37)	0:58.64 [9] (0:11.37)	0:47.27 [9] (0:11.36)	0:35.91 [9] (0:11.74)	0:24.17 [9] (0:12.07)	0:12.10 [9] (0:12.10)	5.5L	0:35.91	+5				
6	4	CREATIVE Bailey Wheeler	6	67.7 1000m	0:08.01 Overall	1:07.15 [6] (0:08.01)	0:59.14 [4] (0:10.91)	0:48.23 [3] (0:11.08)	0:37.15 [4] (0:11.78)	0:25.37 [5] (0:12.39)	0:12.98 [6] (0:12.98)	6.3L	0:37.15	+4				
7	8	POSITIVE REWARD Karl Zechner	2	68.4 1000m	0:07.87 Overall	1:07.27 [7] (0:07.87)	0:59.40 [1] (0:10.81)	0:48.59 [2] (0:11.10)	0:37.49 [2] (0:11.59)	0:25.90 [3] (0:12.62)	0:13.28 [4] (0:13.28)	6.8L	0:37.49	-1				
8	7	THE WHITE MOUSE Chris Whiteley	8	66.7 800m	0:08.24 Overall	1:07.31 [8] (0:08.24)	0:59.07 [7] (0:11.14)	0:47.93 [8] (0:11.23)	0:36.70 [8] (0:11.72)	0:24.98 [8] (0:12.22)	0:12.76 [8] (0:12.76)	7L	0:36.70	+9				
9	9	DOOBIE RUBY Adin Thompson	3	66.6 1000m	0:08.22 Overall	1:08.86 [9] (0:08.22)	1:00.64 [6] (0:11.03)	0:49.61 [7] (0:11.04)	0:38.57 [6] (0:11.62)	0:26.95 [6] (0:12.48)	0:14.47 [7] (0:14.47)	16L	0:38.57	-2				

Scratched: Arpels (#3), Regalo D'oro (#6), Amalfi Queen (#12)



Horse/Jockey Name	In Front
Final Rank	1
Fastest Section Time (Section)	0:07.94 (Overall)
Top Speed [km/h] (Section)	69.6 (1000m)
Race State	Finished



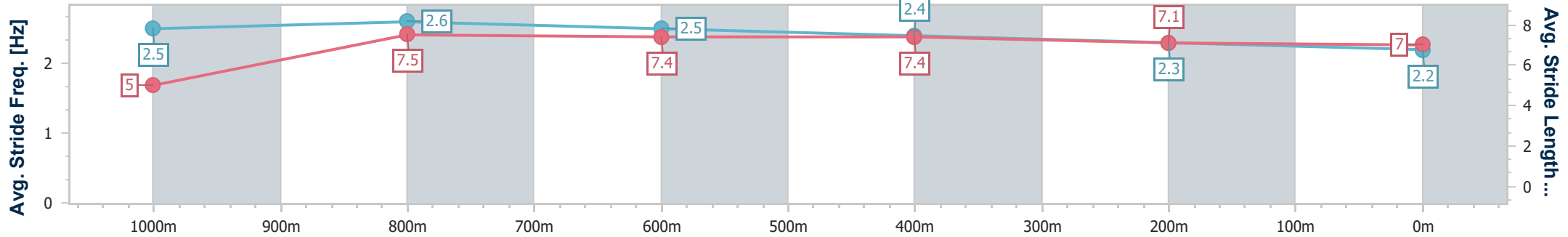
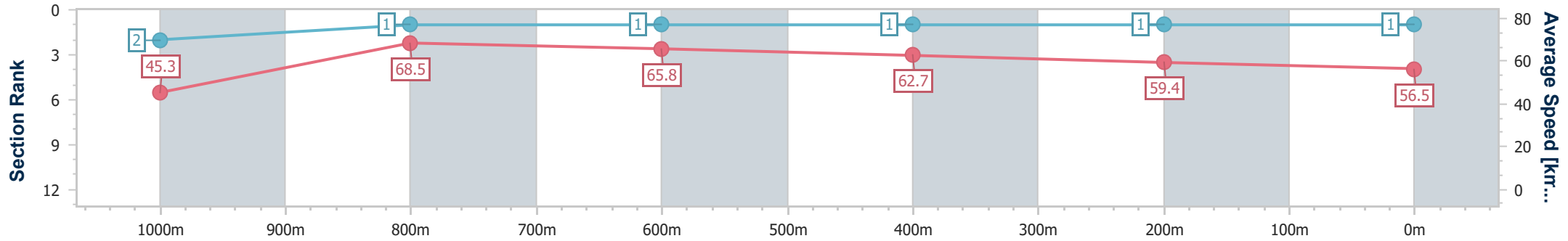
Aquis Park Gold Coast Poly QLD Professional
Race 4: DOOKSIE'S GOLDEN JUBILEE Maiden Handicap - 1100m



11 February 2023 - 14:50

Track Rating: Synthetic , Weather: Fine, Rail Position: True

Section	Overall	1000m	800m	600m	400m	200m
Section Times	1:06.01 [1] (0:07.94)	0:58.07 [2] (0:10.55)	0:47.52 [1] (0:10.97)	0:36.55 [1] (0:11.62)	0:24.93 [1] (0:12.16)	0:12.77 [1] (0:12.77)
Average Speed [km/h]	45.3	68.5	65.8	62.7	59.4	56.5
Top Speed [km/h]	65.6	69.6	68.3	66.0	60.8	58.4
Avg. Dist. to Rail [m]	8.6	3.6	1.0	2.5	0.7	0.7
Avg. Stride Freq. [Hz]	2.5	2.6	2.5	2.4	2.3	2.2
Avg. Stride Length [m]	5.0	7.5	7.4	7.4	7.1	7.0



- [] Ranking at each section and finish
- .-.- No data available at this section
- NA No data available



Horse/Jockey Name	Akermative
Final Rank	2
Fastest Section Time (Section)	0:08.01 (Overall)
Top Speed [km/h] (Section)	66.7 (1000m)
Race State	Finished



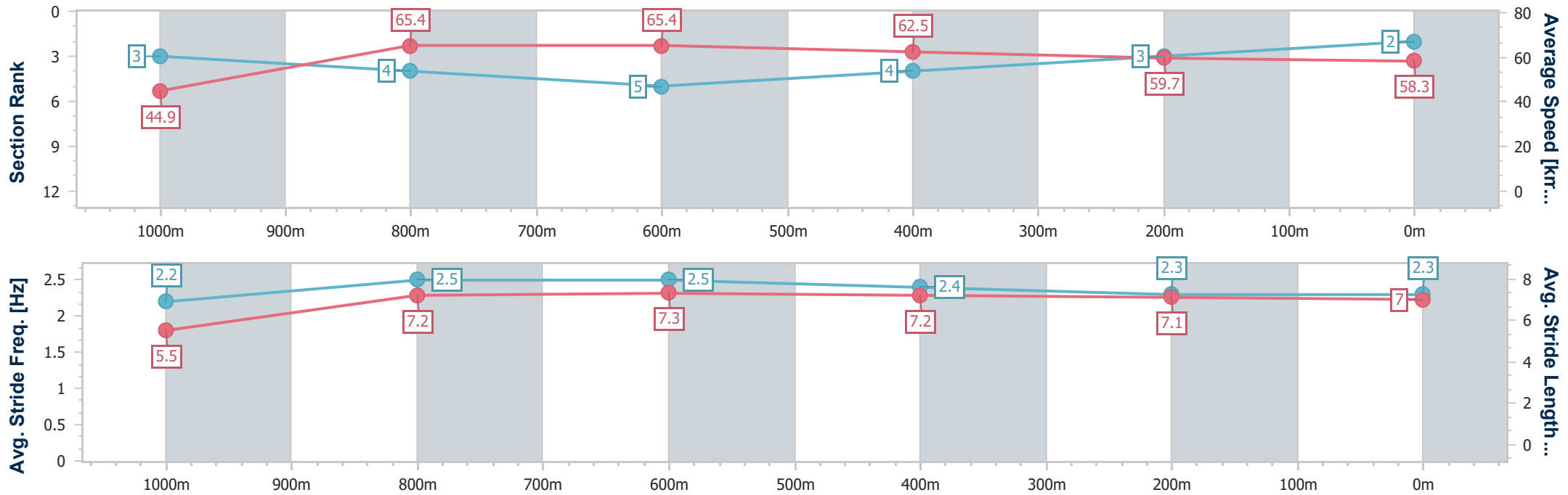
Aquis Park Gold Coast Poly QLD Professional
Race 4: DOOKSIE'S GOLDEN JUBILEE Maiden Handicap - 1100m



11 February 2023 - 14:50

Track Rating: Synthetic , Weather: Fine, Rail Position: True

Section	Overall	1000m	800m	600m	400m	200m
Section Times	1:06.29 [2] (0:08.01)	0:58.28 [3] (0:11.00)	0:47.28 [4] (0:11.03)	0:36.25 [5] (0:11.68)	0:24.57 [4] (0:12.16)	0:12.41 [3] (0:12.41)
Average Speed [km/h]	44.9	65.4	65.4	62.5	59.7	58.3
Top Speed [km/h]	63.0	66.7	66.3	66.4	60.6	59.7
Avg. Dist. to Rail [m]	1.1	0.5	1.0	2.5	4.5	7.0
Avg. Stride Freq. [Hz]	2.2	2.5	2.5	2.4	2.3	2.3
Avg. Stride Length [m]	5.5	7.2	7.3	7.2	7.1	7.0



- [] Ranking at each section and finish
- .-.- No data available at this section
- NA No data available



Horse/Jockey Name	Russian Diva
Final Rank	3
Fastest Section Time (Section)	0:08.36 (Overall)
Top Speed [km/h] (Section)	69.3 (800m)
Race State	Finished



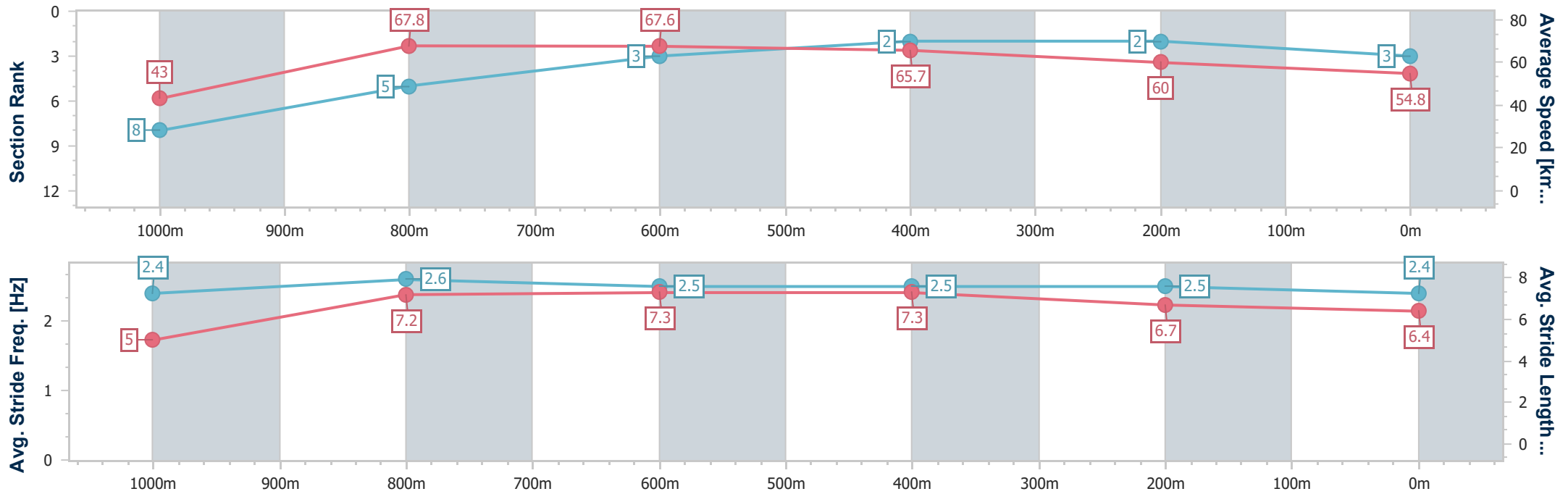
Aquis Park Gold Coast Poly QLD Professional
Race 4: DOOKSIE'S GOLDEN JUBILEE Maiden Handicap - 1100m



11 February 2023 - 14:50

Track Rating: Synthetic , Weather: Fine, Rail Position: True

Section	Overall	1000m	800m	600m	400m	200m
Section Times	1:06.67 [3] (0:08.36)	0:58.31 [8] (0:10.69)	0:47.62 [5] (0:10.93)	0:36.69 [3] (0:11.36)	0:25.33 [2] (0:12.12)	0:13.21 [2] (0:13.21)
Average Speed [km/h]	43.0	67.8	67.6	65.7	60.0	54.8
Top Speed [km/h]	64.2	68.8	69.3	67.7	63.1	59.5
Avg. Dist. to Rail [m]	8.4	3.9	4.7	7.3	5.0	6.7
Avg. Stride Freq. [Hz]	2.4	2.6	2.5	2.5	2.5	2.4
Avg. Stride Length [m]	5.0	7.2	7.3	7.3	6.7	6.4



- [] Ranking at each section and finish
- .-.- No data available at this section
- NA No data available



Horse/Jockey Name	Phosphor Bronze
Final Rank	4
Fastest Section Time (Section)	0:08.04 (Overall)
Top Speed [km/h] (Section)	66.3 (1000m)
Race State	Finished



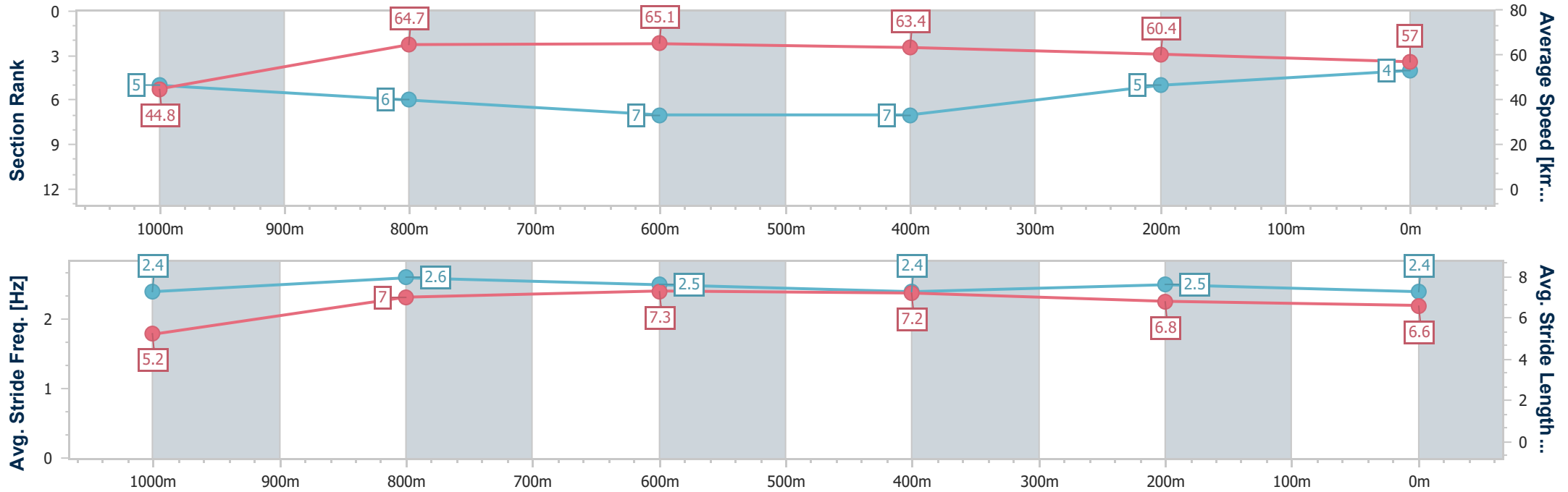
Aquis Park Gold Coast Poly QLD Professional
Race 4: DOOKSIE'S GOLDEN JUBILEE Maiden Handicap - 1100m



11 February 2023 - 14:50

Track Rating: Synthetic , Weather: Fine, Rail Position: True

Section	Overall	1000m	800m	600m	400m	200m
Section Times	1:06.71 [4] (0:08.04)	0:58.67 [5] (0:11.17)	0:47.50 [6] (0:11.13)	0:36.37 [7] (0:11.63)	0:24.74 [7] (0:12.09)	0:12.65 [5] (0:12.65)
Average Speed [km/h]	44.8	64.7	65.1	63.4	60.4	57.0
Top Speed [km/h]	61.7	66.3	66.0	66.0	61.5	60.7
Avg. Dist. to Rail [m]	4.8	2.2	1.5	4.1	7.4	11.6
Avg. Stride Freq. [Hz]	2.4	2.6	2.5	2.4	2.5	2.4
Avg. Stride Length [m]	5.2	7.0	7.3	7.2	6.8	6.6



- [] Ranking at each section and finish
- .-.- No data available at this section
- NA No data available



Horse/Jockey Name	Leinster
Final Rank	5
Fastest Section Time (Section)	0:08.37 (Overall)
Top Speed [km/h] (Section)	65.2 (800m)
Race State	Finished



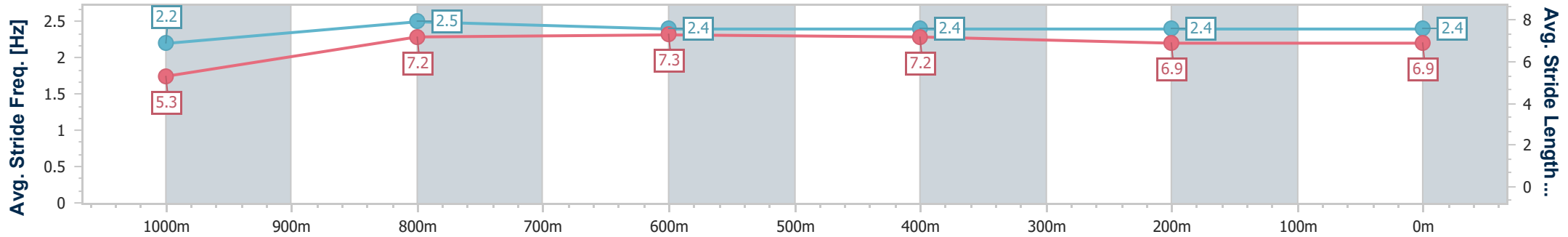
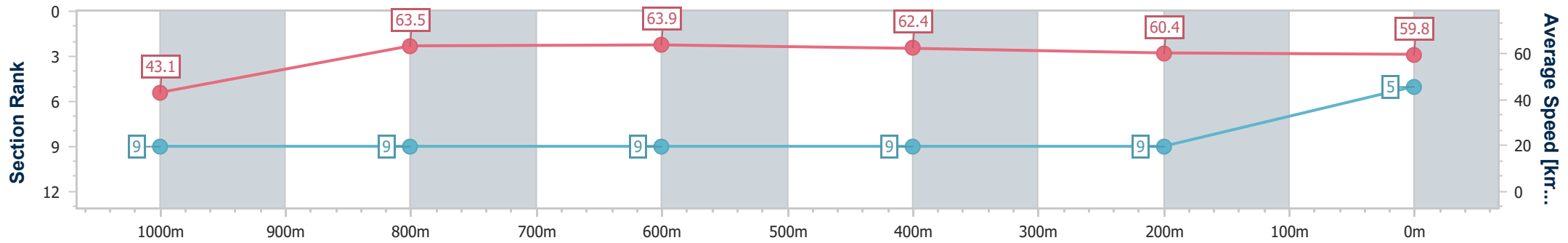
Aquis Park Gold Coast Poly QLD Professional
Race 4: DOOKSIE'S GOLDEN JUBILEE Maiden Handicap - 1100m



11 February 2023 - 14:50

Track Rating: Synthetic , Weather: Fine, Rail Position: True

Section	Overall	1000m	800m	600m	400m	200m
Section Times	1:07.01 [5] (0:08.37)	0:58.64 [9] (0:11.37)	0:47.27 [9] (0:11.36)	0:35.91 [9] (0:11.74)	0:24.17 [9] (0:12.07)	0:12.10 [9] (0:12.10)
Average Speed [km/h]	43.1	63.5	63.9	62.4	60.4	59.8
Top Speed [km/h]	61.6	65.0	65.2	64.7	61.5	60.8
Avg. Dist. to Rail [m]	6.4	2.2	1.7	3.2	7.0	12.2
Avg. Stride Freq. [Hz]	2.2	2.5	2.4	2.4	2.4	2.4
Avg. Stride Length [m]	5.3	7.2	7.3	7.2	6.9	6.9



- [] Ranking at each section and finish
- .-.- No data available at this section
- NA No data available



Horse/Jockey Name	Creative
Final Rank	6
Fastest Section Time (Section)	0:08.01 (Overall)
Top Speed [km/h] (Section)	67.7 (1000m)
Race State	Finished



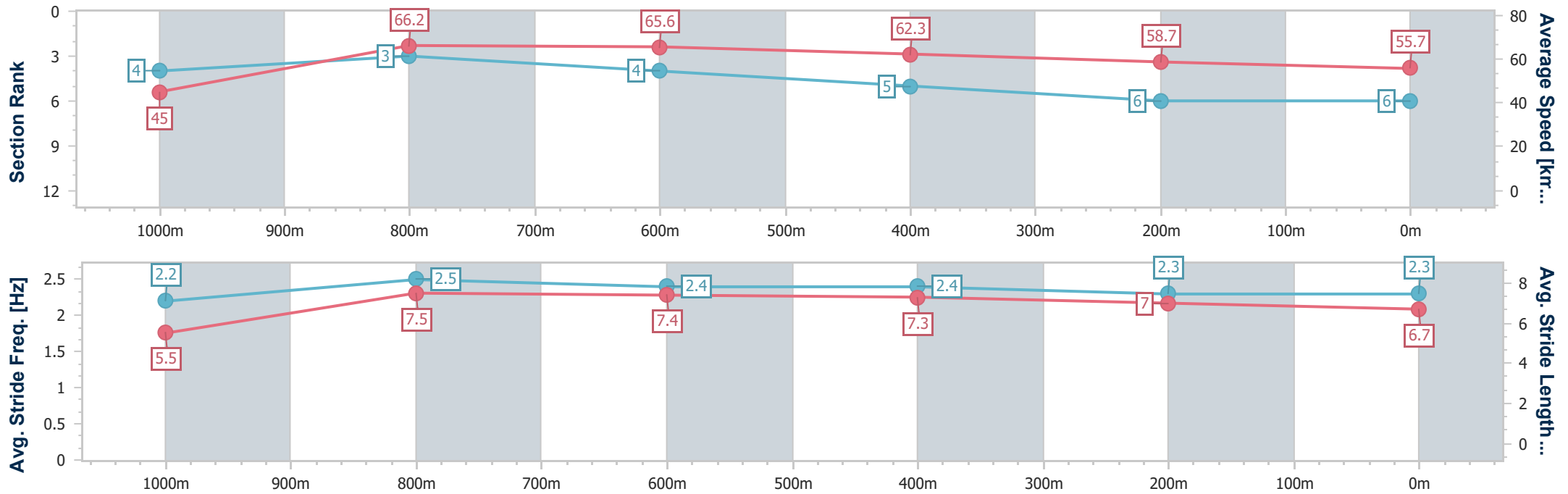
Aquis Park Gold Coast Poly QLD Professional
Race 4: DOOKSIE'S GOLDEN JUBILEE Maiden Handicap - 1100m



11 February 2023 - 14:50

Track Rating: Synthetic , Weather: Fine, Rail Position: True

Section	Overall	1000m	800m	600m	400m	200m
Section Times	1:07.15 [6] (0:08.01)	0:59.14 [4] (0:10.91)	0:48.23 [3] (0:11.08)	0:37.15 [4] (0:11.78)	0:25.37 [5] (0:12.39)	0:12.98 [6] (0:12.98)
Average Speed [km/h]	45.0	66.2	65.6	62.3	58.7	55.7
Top Speed [km/h]	63.9	67.7	66.5	65.7	60.2	58.0
Avg. Dist. to Rail [m]	5.9	2.8	1.7	3.6	5.9	8.3
Avg. Stride Freq. [Hz]	2.2	2.5	2.4	2.4	2.3	2.3
Avg. Stride Length [m]	5.5	7.5	7.4	7.3	7.0	6.7



- [] Ranking at each section and finish
- .-.- No data available at this section
- NA No data available



Horse/Jockey Name	Positive Reward
Final Rank	7
Fastest Section Time (Section)	0:07.87 (Overall)
Top Speed [km/h] (Section)	68.4 (1000m)
Race State	Finished



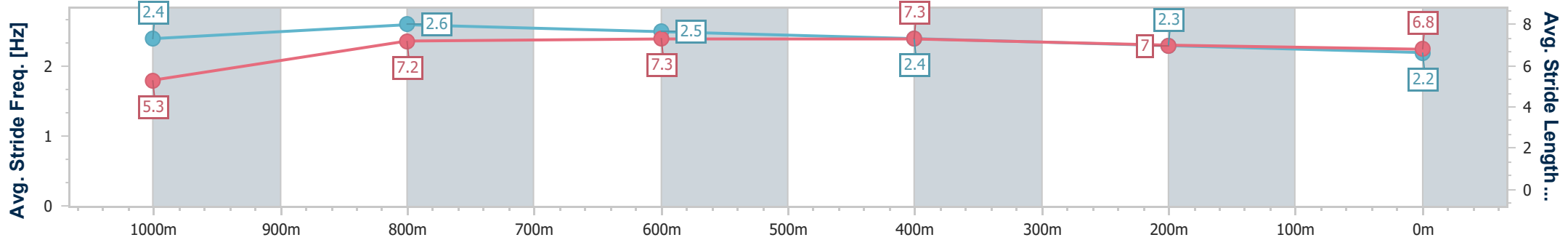
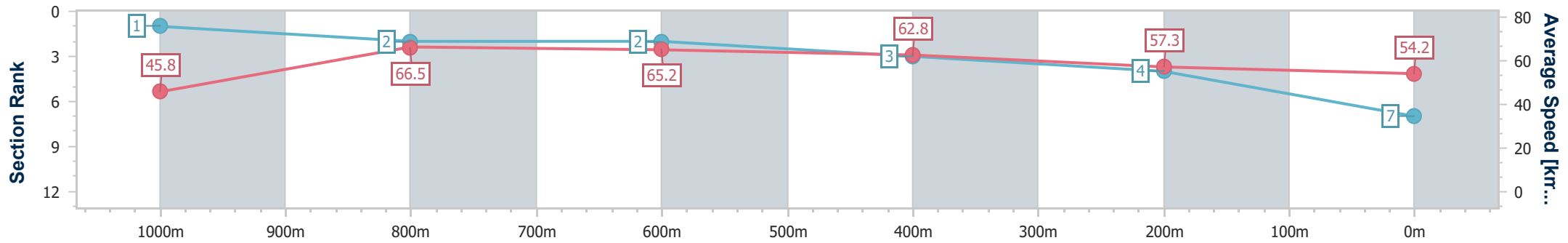
Aquis Park Gold Coast Poly QLD Professional
Race 4: DOOKSIE'S GOLDEN JUBILEE Maiden Handicap - 1100m



11 February 2023 - 14:50

Track Rating: Synthetic , Weather: Fine, Rail Position: True

Section	Overall	1000m	800m	600m	400m	200m
Section Times	1:07.27 [7] (0:07.87)	0:59.40 [1] (0:10.81)	0:48.59 [2] (0:11.10)	0:37.49 [2] (0:11.59)	0:25.90 [3] (0:12.62)	0:13.28 [4] (0:13.28)
Average Speed [km/h]	45.8	66.5	65.2	62.8	57.3	54.2
Top Speed [km/h]	64.0	68.4	66.2	65.3	59.5	56.6
Avg. Dist. to Rail [m]	2.9	1.5	1.0	2.3	2.2	3.2
Avg. Stride Freq. [Hz]	2.4	2.6	2.5	2.4	2.3	2.2
Avg. Stride Length [m]	5.3	7.2	7.3	7.3	7.0	6.8



- [] Ranking at each section and finish
- .-.- No data available at this section
- NA No data available



Horse/Jockey Name	The White Mouse
Final Rank	8
Fastest Section Time (Section)	0:08.24 (Overall)
Top Speed [km/h] (Section)	66.7 (800m)
Race State	Finished



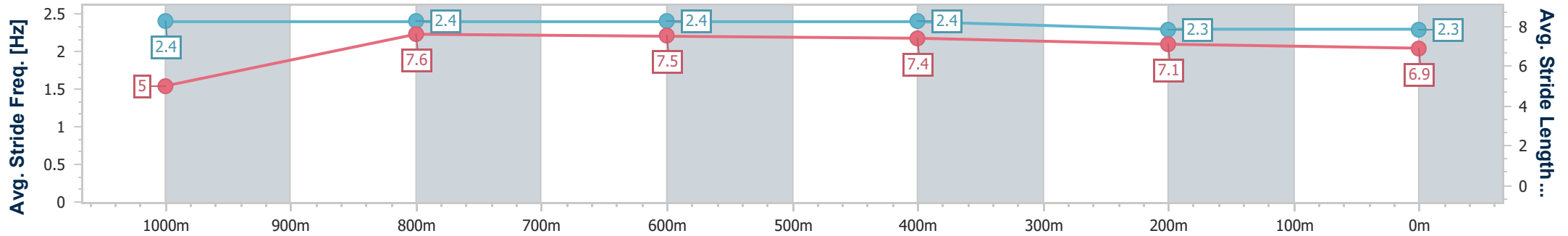
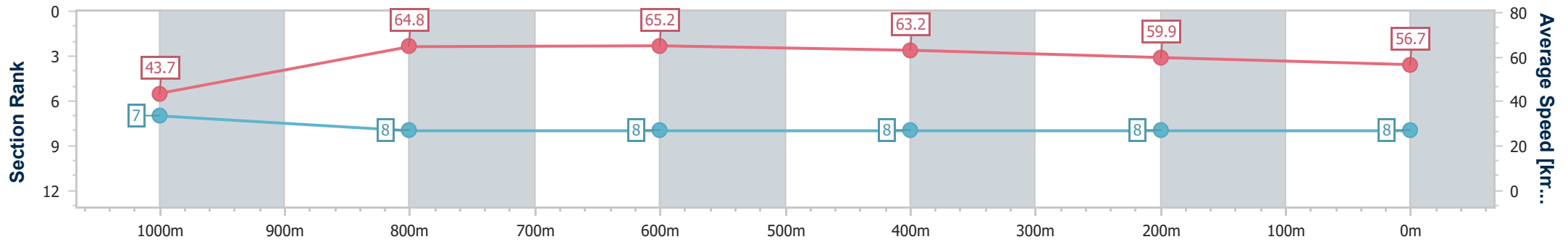
Aquis Park Gold Coast Poly QLD Professional
 Race 4: DOOKSIE'S GOLDEN JUBILEE Maiden Handicap - 1100m



11 February 2023 - 14:50

Track Rating: Synthetic , Weather: Fine, Rail Position: True

Section	Overall	1000m	800m	600m	400m	200m
Section Times	1:07.31 [8] (0:08.24)	0:59.07 [7] (0:11.14)	0:47.93 [8] (0:11.23)	0:36.70 [8] (0:11.72)	0:24.98 [8] (0:12.22)	0:12.76 [8] (0:12.76)
Average Speed [km/h]	43.7	64.8	65.2	63.2	59.9	56.7
Top Speed [km/h]	62.2	66.1	66.7	65.0	61.5	58.4
Avg. Dist. to Rail [m]	7.3	1.8	3.1	5.5	8.1	9.8
Avg. Stride Freq. [Hz]	2.4	2.4	2.4	2.4	2.3	2.3
Avg. Stride Length [m]	5.0	7.6	7.5	7.4	7.1	6.9



- [] Ranking at each section and finish
- .-.- No data available at this section
- NA No data available



Horse/Jockey Name	Doobie Ruby
Final Rank	9
Fastest Section Time (Section)	0:08.22 (Overall)
Top Speed [km/h] (Section)	66.6 (1000m)
Race State	Finished



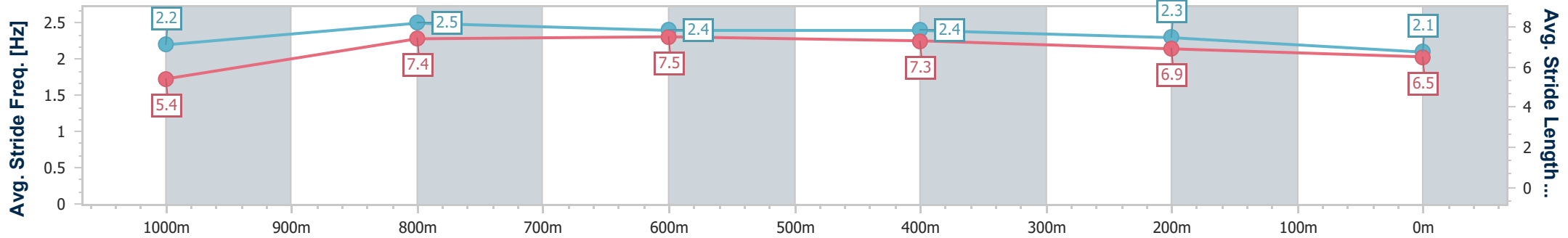
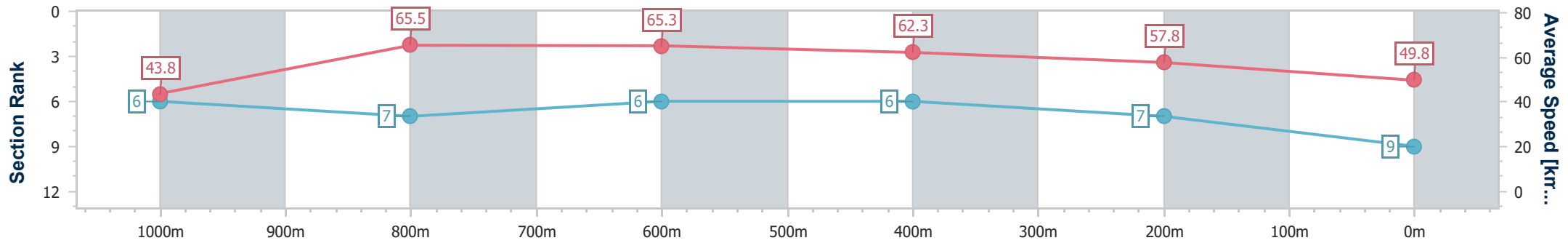
Aquis Park Gold Coast Poly QLD Professional
Race 4: DOOKSIE'S GOLDEN JUBILEE Maiden Handicap - 1100m



11 February 2023 - 14:50

Track Rating: Synthetic , Weather: Fine, Rail Position: True

Section	Overall	1000m	800m	600m	400m	200m
Section Times	1:08.86 [9] (0:08.22)	1:00.64 [6] (0:11.03)	0:49.61 [7] (0:11.04)	0:38.57 [6] (0:11.62)	0:26.95 [6] (0:12.48)	0:14.47 [7] (0:14.47)
Average Speed [km/h]	43.8	65.5	65.3	62.3	57.8	49.8
Top Speed [km/h]	62.5	66.6	66.5	66.2	59.4	56.0
Avg. Dist. to Rail [m]	5.3	1.8	0.6	0.8	1.7	4.2
Avg. Stride Freq. [Hz]	2.2	2.5	2.4	2.4	2.3	2.1
Avg. Stride Length [m]	5.4	7.4	7.5	7.3	6.9	6.5



- [] Ranking at each section and finish
- .-.- No data available at this section
- NA No data available