



Aquis Park Gold Coast Poly QLD Professional
Race 2: KURRAWA SURF CLUB Class 3 Handicap - 1900m
01 April 2023 - 13:26



Track Rating: Synthetic, Weather: Overcast, Rail Position: True

Section		Overall	1800m	1600m	1400m	1200m	1000m	800m	Last 600m				
Field Times		1:58.34 (0:08.23)	1:50.11 (0:11.38)	1:38.73 (0:11.70)	1:27.03 (0:12.28)	1:14.75 (0:12.37)	1:02.38 (0:12.46)	0:49.92 (0:12.37)	0:37.55				
Rank	TAB Horse/Jockey	Barrier	Top Speed [km/h]	Fastest Section									Distance Travelled [m]
1	4 THAT'LLDOTOO Jai Williams	6	66.3 1800m	0:08.41 Overall	1:58.34 [1] (0:08.41)	1:49.93 [3] (0:11.23)	1:38.70 [2] (0:11.74)	1:26.96 [2] (0:12.29)	1:14.67 [2] (0:12.29)	1:02.38 [3] (0:12.46)	0:49.92 [2] (0:12.37)	0:37.55	
2	3 NITROGLYCERINE Andrew Spinks	1	63.7 1600m	0:08.48 Overall	1:59.04 [2] (0:08.48)	1:50.56 [5] (0:11.83)	1:38.73 [5] (0:11.57)	1:27.16 [5] (0:12.26)	1:14.90 [6] (0:12.26)	1:02.64 [6] (0:12.45)	0:50.19 [6] (0:12.25)	0:37.94	+4
3	2 LATELY Paul Hammersley	2	64.2 1800m	0:08.49 Overall	1:59.18 [3] (0:08.49)	1:50.69 [6] (0:11.45)	1:39.24 [4] (0:11.77)	1:27.47 [4] (0:12.16)	1:15.31 [4] (0:12.26)	1:03.05 [4] (0:12.49)	0:50.56 [4] (0:12.39)	0:38.17	-6
4	1 NEW WORLD TAPESTRY Nozi Tomizawa	7	65.7 1800m	0:08.39 Overall	1:59.65 [4] (0:08.39)	1:51.26 [2] (0:11.36)	1:39.90 [3] (0:11.72)	1:28.18 [3] (0:12.31)	1:15.87 [3] (0:12.18)	1:03.69 [2] (0:12.52)	0:51.17 [3] (0:12.46)	0:38.71	+8
5	7 MISS PIERPOINT Noriyuki Masuda	3	64.5 1600m	0:08.44 Overall	1:59.72 [5] (0:08.44)	1:51.28 [4] (0:11.88)	1:39.40 [6] (0:11.57)	1:27.83 [6] (0:12.18)	1:15.65 [5] (0:12.19)	1:03.46 [5] (0:12.49)	0:50.97 [5] (0:12.48)	0:38.49	+8
6	5 BLAVATSKY Cody Collis	5	65.0 1800m	0:08.23 Overall	1:59.88 [6] (0:08.23)	1:51.65 [1] (0:11.38)	1:40.27 [1] (0:11.70)	1:28.57 [1] (0:12.28)	1:16.29 [1] (0:12.37)	1:03.92 [1] (0:12.46)	0:51.46 [1] (0:12.37)	0:39.09	-8

Scratched: Mariinsky (#6)

Track Rating: Synthetic, Weather: Overcast, Rail Position: True

Section				600m	400m	200m			Last 600m		
Field Times				0:37.55 (0:12.29)	0:25.26 (0:12.69)	0:12.57 (0:12.57)			0:37.55		
Rank	TAB	Horse/Jockey	Barrier	Top Speed [km/h]	Fastest Section	Margin			Distance Travelled [m]		
1	4	THAT'LLDOTOO Jai Williams	6	66.3 1800m	0:08.41 Overall	0:37.55 [2] (0:12.29)	0:25.26 [1] (0:12.69)	0:12.57 [1] (0:12.57)	1:58.34	0:37.55	
2	3	NITROGLYCERINE Andrew Spinks	1	63.7 1600m	0:08.48 Overall	0:37.94 [5] (0:12.45)	0:25.49 [4] (0:12.58)	0:12.91 [3] (0:12.91)	4L	0:37.94	+4
3	2	LATELY Paul Hammersley	2	64.2 1800m	0:08.49 Overall	0:38.17 [4] (0:12.38)	0:25.79 [3] (0:12.71)	0:13.08 [2] (0:13.08)	4.8L	0:38.17	-6
4	1	NEW WORLD TAPESTRY Nozi Tomizawa	7	65.7 1800m	0:08.39 Overall	0:38.71 [3] (0:12.75)	0:25.96 [5] (0:13.00)	0:12.96 [5] (0:12.96)	7.3L	0:38.71	+8
5	7	MISS PIERPOINT Noriyuki Masuda	3	64.5 1600m	0:08.44 Overall	0:38.49 [6] (0:12.63)	0:25.86 [6] (0:12.85)	0:13.01 [6] (0:13.01)	7.7L	0:38.49	+8
6	5	BLAVATSKY Cody Collis	5	65.0 1800m	0:08.23 Overall	0:39.09 [1] (0:12.56)	0:26.53 [2] (0:12.98)	0:13.55 [4] (0:13.55)	8.5L	0:39.09	-8

Scratched: Mariinsky (#6)



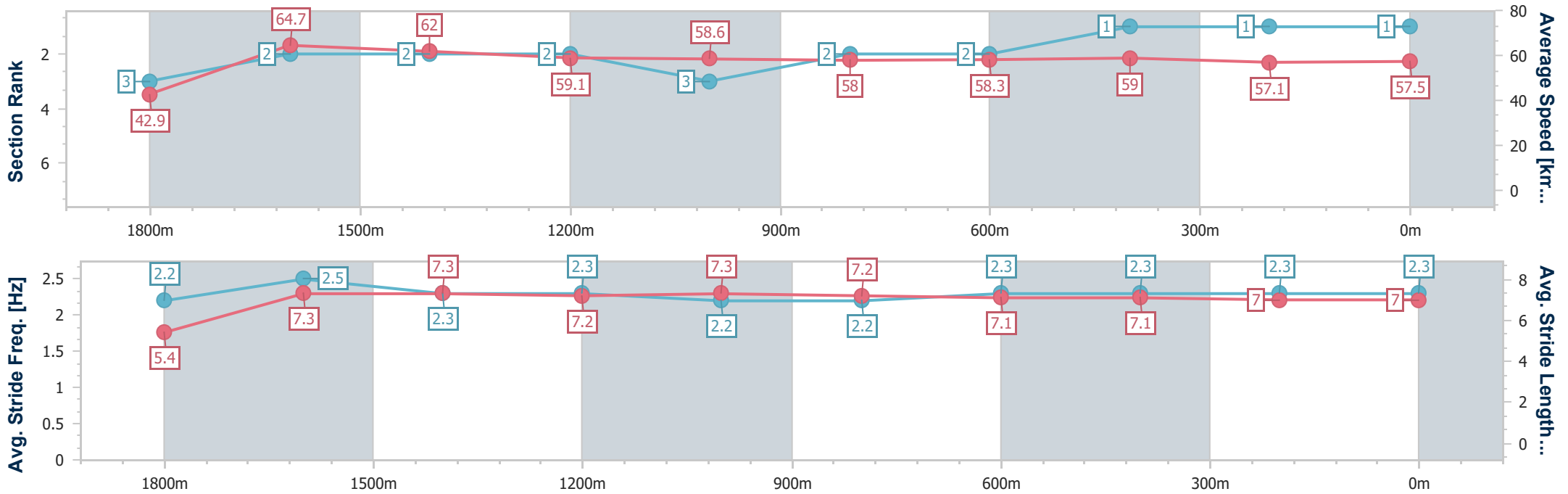
Horse/Jockey Name	That'lldotoo
Final Rank	1
Fastest Section Time (Section)	0:08.41 (Overall)
Top Speed [km/h] (Section)	66.3 (1800m)
Race State	Finished



Aquis Park Gold Coast Poly QLD Professional
Race 2: KURRAWA SURF CLUB Class 3 Handicap - 1900m
 01 April 2023 - 13:26
 Track Rating: Synthetic, Weather: Overcast, Rail Position: True



Section	Overall	1800m	1600m	1400m	1200m	1000m	800m	600m	400m	200m
Section Times	1:58.34 [1] (0:08.41)	1:49.93 [3] (0:11.23)	1:38.70 [2] (0:11.74)	1:26.96 [2] (0:12.29)	1:14.67 [2] (0:12.29)	1:02.38 [3] (0:12.46)	0:49.92 [2] (0:12.37)	0:37.55 [2] (0:12.29)	0:25.26 [1] (0:12.69)	0:12.57 [1] (0:12.57)
Average Speed [km/h]	42.9	64.7	62.0	59.1	58.6	58.0	58.3	59.0	57.1	57.5
Top Speed [km/h]	62.5	66.3	63.3	62.3	59.0	58.9	58.9	60.6	58.1	58.5
Avg. Dist. to Rail [m]	6.3	3.1	2.5	1.2	1.9	1.8	0.5	1.5	4.9	7.0
Avg. Stride Freq. [Hz]	2.2	2.5	2.3	2.3	2.2	2.2	2.3	2.3	2.3	2.3
Avg. Stride Length [m]	5.4	7.3	7.3	7.2	7.3	7.2	7.1	7.1	7.0	7.0



- [] Ranking at each section and finish
- .-.- No data available at this section
- NA No data available



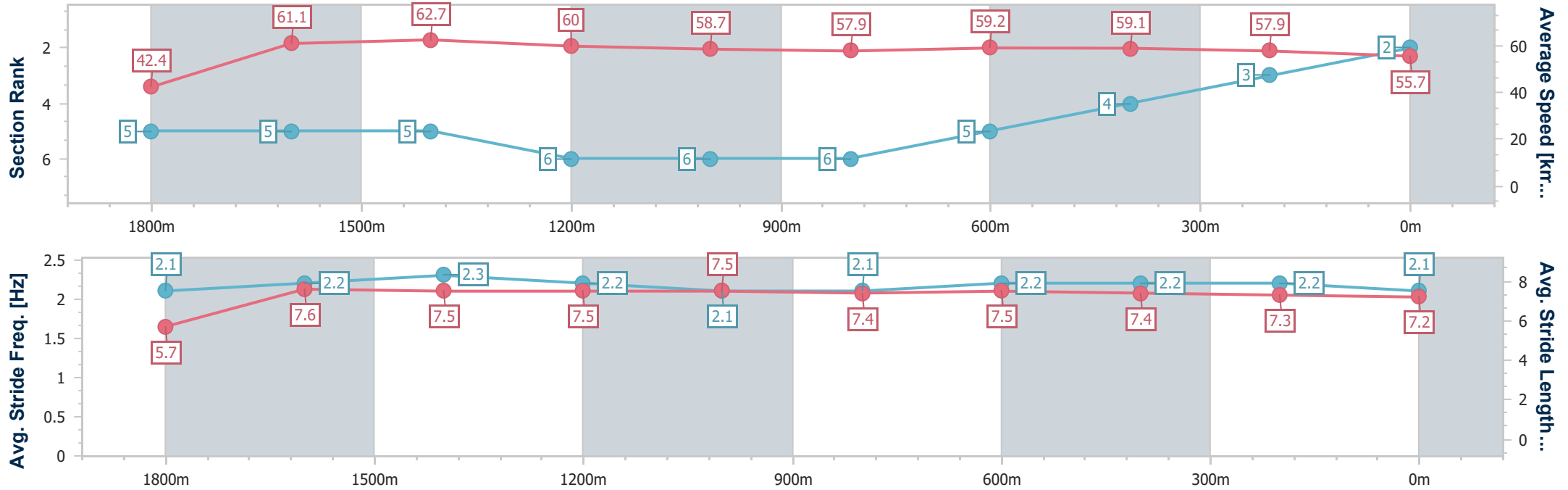
Horse/Jockey Name	Nitroglycerine
Final Rank	2
Fastest Section Time (Section)	0:08.48 (Overall)
Top Speed [km/h] (Section)	63.7 (1600m)
Race State	Finished



Aquis Park Gold Coast Poly QLD Professional
Race 2: KURRAWA SURF CLUB Class 3 Handicap - 1900m
 01 April 2023 - 13:26
 Track Rating: Synthetic, Weather: Overcast, Rail Position: True



Section	Overall	1800m	1600m	1400m	1200m	1000m	800m	600m	400m	200m
Section Times	1:59.04 [2] (0:08.48)	1:50.56 [5] (0:11.83)	1:38.73 [5] (0:11.57)	1:27.16 [5] (0:12.26)	1:14.90 [6] (0:12.26)	1:02.64 [6] (0:12.45)	0:50.19 [6] (0:12.25)	0:37.94 [5] (0:12.45)	0:25.49 [4] (0:12.58)	0:12.91 [3] (0:12.91)
Average Speed [km/h]	42.4	61.1	62.7	60.0	58.7	57.9	59.2	59.1	57.9	55.7
Top Speed [km/h]	59.2	61.7	63.7	62.6	59.2	59.0	60.0	60.5	59.0	57.6
Avg. Dist. to Rail [m]	2.5	1.2	3.0	2.7	2.0	1.2	1.3	4.6	5.6	8.4
Avg. Stride Freq. [Hz]	2.1	2.2	2.3	2.2	2.1	2.1	2.2	2.2	2.2	2.1
Avg. Stride Length [m]	5.7	7.6	7.5	7.5	7.5	7.4	7.5	7.4	7.3	7.2



- [] Ranking at each section and finish
- .-.- No data available at this section
- NA No data available



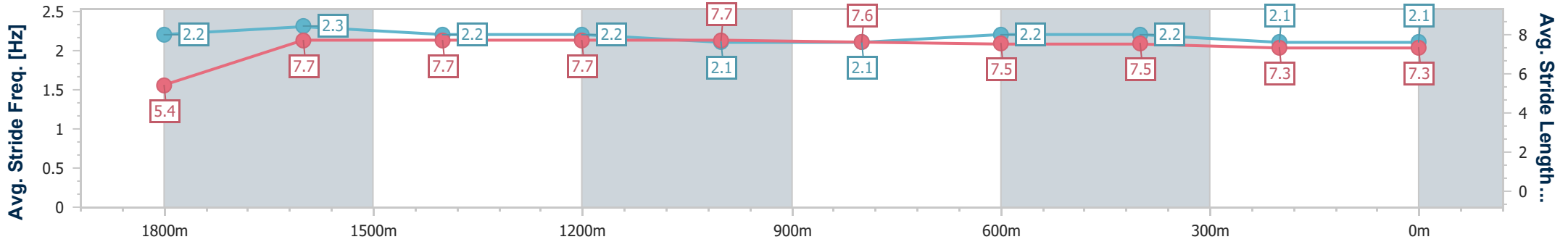
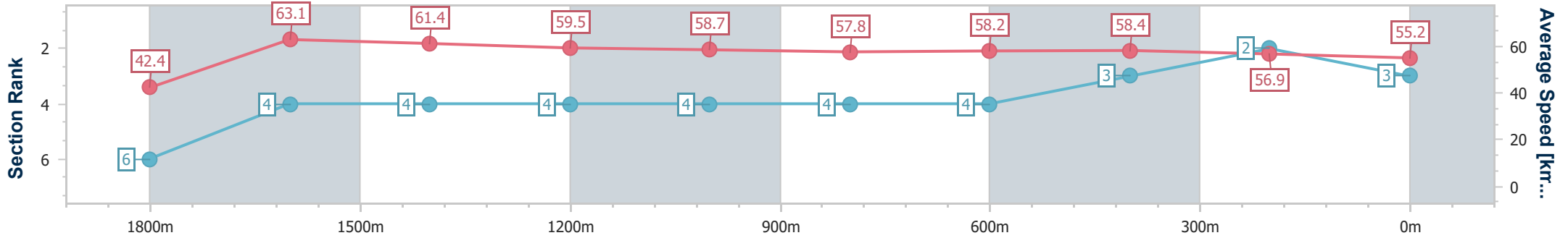
Horse/Jockey Name	Lately
Final Rank	3
Fastest Section Time (Section)	0:08.49 (Overall)
Top Speed [km/h] (Section)	64.2 (1800m)
Race State	Finished



Aquis Park Gold Coast Poly QLD Professional
 Race 2: KURRAWA SURF CLUB Class 3 Handicap - 1900m
 01 April 2023 - 13:26
 Track Rating: Synthetic, Weather: Overcast, Rail Position: True



Section	Overall	1800m	1600m	1400m	1200m	1000m	800m	600m	400m	200m
Section Times	1:59.18 [3] (0:08.49)	1:50.69 [6] (0:11.45)	1:39.24 [4] (0:11.77)	1:27.47 [4] (0:12.16)	1:15.31 [4] (0:12.26)	1:03.05 [4] (0:12.49)	0:50.56 [4] (0:12.39)	0:38.17 [4] (0:12.38)	0:25.79 [3] (0:12.71)	0:13.08 [2] (0:13.08)
Average Speed [km/h]	42.4	63.1	61.4	59.5	58.7	57.8	58.2	58.4	56.9	55.2
Top Speed [km/h]	60.5	64.2	62.6	61.4	59.5	58.6	58.8	59.4	57.7	56.6
Avg. Dist. to Rail [m]	3.1	1.7	1.3	0.6	1.3	1.0	0.3	1.1	2.2	3.0
Avg. Stride Freq. [Hz]	2.2	2.3	2.2	2.2	2.1	2.1	2.2	2.2	2.1	2.1
Avg. Stride Length [m]	5.4	7.7	7.7	7.7	7.7	7.6	7.5	7.5	7.3	7.3



- [] Ranking at each section and finish
- .-.- No data available at this section
- NA No data available



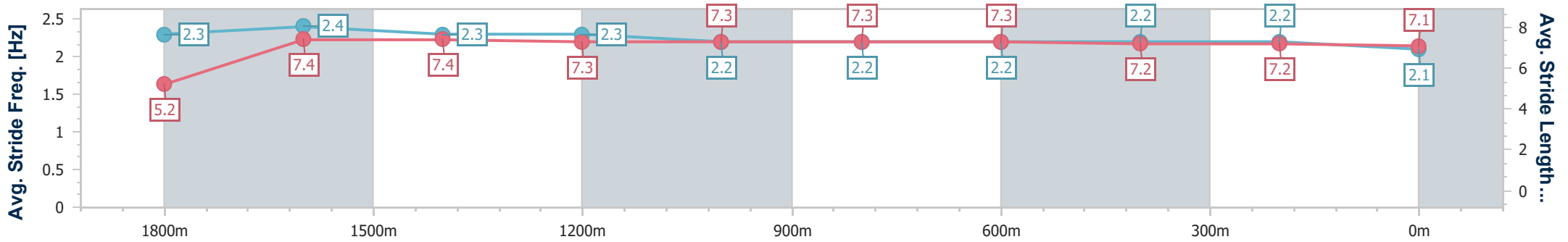
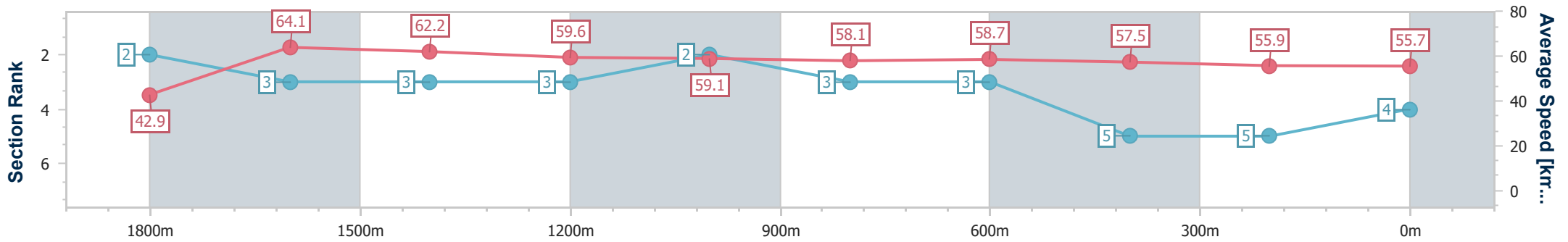
Horse/Jockey Name	New World Tapestry
Final Rank	4
Fastest Section Time (Section)	0:08.39 (Overall)
Top Speed [km/h] (Section)	65.7 (1800m)
Race State	Finished



Aquis Park Gold Coast Poly QLD Professional
Race 2: KURRAWA SURF CLUB Class 3 Handicap - 1900m
 01 April 2023 - 13:26
 Track Rating: Synthetic, Weather: Overcast, Rail Position: True



Section	Overall	1800m	1600m	1400m	1200m	1000m	800m	600m	400m	200m
Section Times	1:59.65 [4] (0:08.39)	1:51.26 [2] (0:11.36)	1:39.90 [3] (0:11.72)	1:28.18 [3] (0:12.31)	1:15.87 [3] (0:12.18)	1:03.69 [2] (0:12.52)	0:51.17 [3] (0:12.46)	0:38.71 [3] (0:12.75)	0:25.96 [5] (0:13.00)	0:12.96 [5] (0:12.96)
Average Speed [km/h]	42.9	64.1	62.2	59.6	59.1	58.1	58.7	57.5	55.9	55.7
Top Speed [km/h]	59.7	65.7	62.9	60.8	59.5	59.1	59.0	58.9	56.2	56.0
Avg. Dist. to Rail [m]	7.6	4.3	3.3	2.3	3.4	3.5	2.9	3.8	3.6	6.7
Avg. Stride Freq. [Hz]	2.3	2.4	2.3	2.3	2.2	2.2	2.2	2.2	2.2	2.1
Avg. Stride Length [m]	5.2	7.4	7.4	7.3	7.3	7.3	7.3	7.2	7.2	7.1



- [] Ranking at each section and finish
- .-.- No data available at this section
- NA No data available



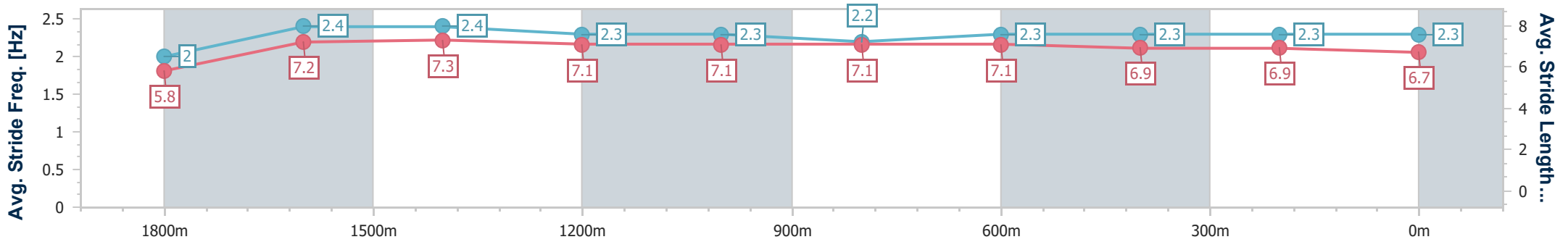
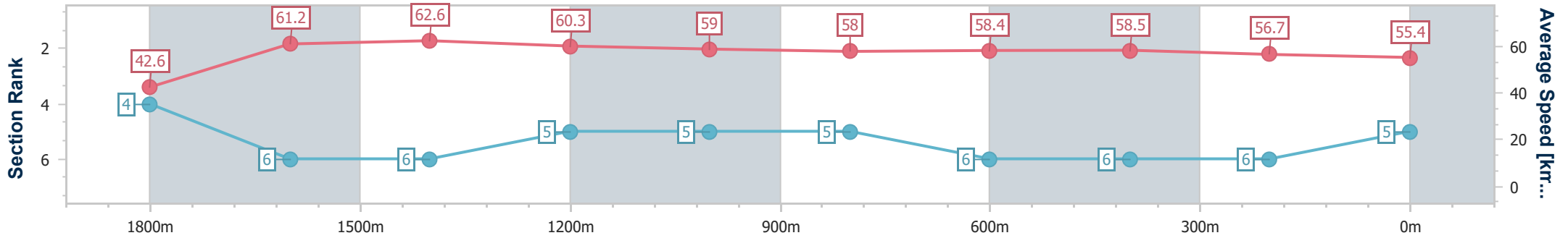
Horse/Jockey Name	Miss Pierpoint
Final Rank	5
Fastest Section Time (Section)	0:08.44 (Overall)
Top Speed [km/h] (Section)	64.5 (1600m)
Race State	Finished



Aquis Park Gold Coast Poly QLD Professional
 Race 2: KURRAWA SURF CLUB Class 3 Handicap - 1900m
 01 April 2023 - 13:26
 Track Rating: Synthetic, Weather: Overcast, Rail Position: True



Section	Overall	1800m	1600m	1400m	1200m	1000m	800m	600m	400m	200m
Section Times	1:59.72 [5] (0:08.44)	1:51.28 [4] (0:11.88)	1:39.40 [6] (0:11.57)	1:27.83 [6] (0:12.18)	1:15.65 [5] (0:12.19)	1:03.46 [5] (0:12.49)	0:50.97 [5] (0:12.48)	0:38.49 [6] (0:12.63)	0:25.86 [6] (0:12.85)	0:13.01 [6] (0:13.01)
Average Speed [km/h]	42.6	61.2	62.6	60.3	59.0	58.0	58.4	58.5	56.7	55.4
Top Speed [km/h]	58.8	62.7	64.5	62.7	59.8	58.6	59.8	60.3	57.2	56.8
Avg. Dist. to Rail [m]	4.6	2.7	2.6	2.5	3.4	2.6	2.8	5.2	5.7	8.3
Avg. Stride Freq. [Hz]	2.0	2.4	2.4	2.3	2.3	2.2	2.3	2.3	2.3	2.3
Avg. Stride Length [m]	5.8	7.2	7.3	7.1	7.1	7.1	7.1	6.9	6.9	6.7



- [] Ranking at each section and finish
- .-.- No data available at this section
- NA No data available



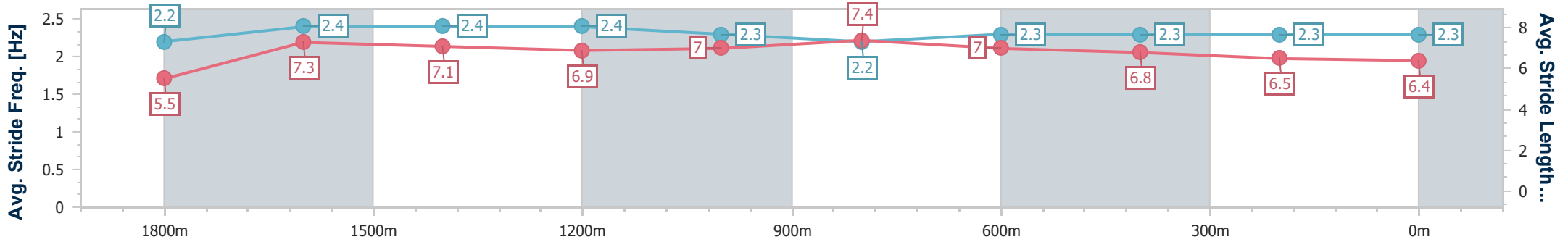
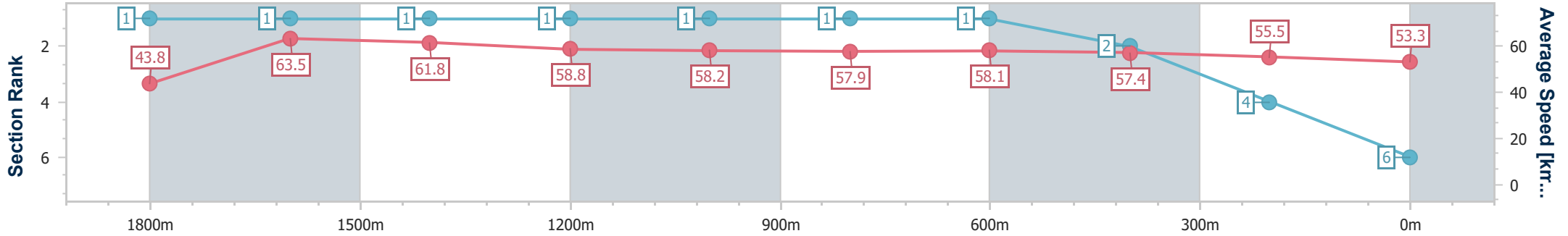
Horse/Jockey Name	Blavatsky
Final Rank	6
Fastest Section Time (Section)	0:08.23 (Overall)
Top Speed [km/h] (Section)	65.0 (1800m)
Race State	Finished



Aquis Park Gold Coast Poly QLD Professional
Race 2: KURRAWA SURF CLUB Class 3 Handicap - 1900m
 01 April 2023 - 13:26
 Track Rating: Synthetic, Weather: Overcast, Rail Position: True



Section	Overall	1800m	1600m	1400m	1200m	1000m	800m	600m	400m	200m
Section Times	1:59.88 [6] (0:08.23)	1:51.65 [1] (0:11.38)	1:40.27 [1] (0:11.70)	1:28.57 [1] (0:12.28)	1:16.29 [1] (0:12.37)	1:03.92 [1] (0:12.46)	0:51.46 [1] (0:12.37)	0:39.09 [1] (0:12.56)	0:26.53 [2] (0:12.98)	0:13.55 [4] (0:13.55)
Average Speed [km/h]	43.8	63.5	61.8	58.8	58.2	57.9	58.1	57.4	55.5	53.3
Top Speed [km/h]	60.1	65.0	62.6	62.0	58.7	58.4	59.2	59.2	57.1	55.0
Avg. Dist. to Rail [m]	5.4	1.6	1.0	0.3	0.8	0.5	0.3	0.6	1.6	4.9
Avg. Stride Freq. [Hz]	2.2	2.4	2.4	2.4	2.3	2.2	2.3	2.3	2.3	2.3
Avg. Stride Length [m]	5.5	7.3	7.1	6.9	7.0	7.4	7.0	6.8	6.5	6.4



- [] Ranking at each section and finish
- .-.- No data available at this section
- NA No data available