



# Aquis Park Gold Coast Poly QLD Professional

## Race 3: MERMAID BEACH SURF CLUB BENCHMARK 70 Handicap - 1150m

01 April 2023 - 14:05



Track Rating: Synthetic, Weather: Overcast, Rail Position: True

Section		Overall	1000m	800m	600m	400m	200m	Last 600m					
Field Times		1:07.31 (0:10.64)	0:56.67 (0:10.60)	0:46.07 (0:11.10)	0:34.97 (0:11.38)	0:23.59 (0:11.59)	0:12.00 (0:12.00)	0:34.97					
Rank	TAB Horse/Jockey	Barrier	Top Speed [km/h]	Fastest Section							Margin	Distance Travelled [m]	
1	3 QUIET RIOT Craig Robertson	2	69.4 1000m	0:10.62 1000m	1:07.31 [1] (0:10.86)	0:56.45 [3] (0:10.62)	0:45.83 [3] (0:11.04)	0:34.79 [3] (0:11.22)	0:23.57 [2] (0:11.57)	0:12.00 [1] (0:12.00)	1:07.31	0:34.79	
2	6 KINJINA Heidi Gillie	5	69.2 1000m	0:10.60 1000m	1:07.72 [2] (0:10.64)	0:57.08 [1] (0:10.60)	0:46.48 [1] (0:11.15)	0:35.33 [2] (0:11.33)	0:24.00 [1] (0:11.73)	0:12.27 [2] (0:12.27)	2.3L	0:35.33	-3
3	5 FLYING ANNIE Cody Collis	1	69.0 1000m	0:10.59 1000m	1:07.96 [3] (0:10.79)	0:57.17 [2] (0:10.59)	0:46.58 [2] (0:10.96)	0:35.62 [1] (0:11.59)	0:24.03 [3] (0:11.75)	0:12.28 [3] (0:12.28)	3.6L	0:35.62	-5
4	2 BRAVE WARRIOR Nozi Tomizawa	3	68.1 1000m	0:10.70 1000m	1:08.01 [4] (0:11.15)	0:56.86 [6] (0:10.70)	0:46.16 [7] (0:10.94)	0:35.22 [6] (0:11.37)	0:23.85 [5] (0:11.62)	0:12.23 [5] (0:12.23)	3.8L	0:35.22	-5
5	7 TIMELY BEL Bailey Wheeler	6	68.3 1000m	0:10.80 1000m	1:08.61 [5] (0:10.89)	0:57.72 [4] (0:10.80)	0:46.92 [5] (0:11.06)	0:35.86 [5] (0:11.50)	0:24.36 [7] (0:12.01)	0:12.35 [7] (0:12.35)	7.3L	0:35.86	+6
6	4 BRAVE ENOUGH Hannah Richardson	4	68.6 1000m	0:10.71 1000m	1:08.63 [6] (0:10.97)	0:57.66 [5] (0:10.71)	0:46.95 [4] (0:11.19)	0:35.76 [7] (0:11.33)	0:24.43 [6] (0:11.91)	0:12.52 [6] (0:12.52)	7.4L	0:35.76	+6
7	1 RAMTASTIC Dan McGillivray	7	69.3 1000m	0:10.54 1000m	1:08.64 [7] (0:11.27)	0:57.37 [7] (0:10.54)	0:46.83 [6] (0:10.80)	0:36.03 [4] (0:11.43)	0:24.60 [4] (0:11.70)	0:12.90 [4] (0:12.90)	7.5L	0:36.03	+1



Horse/Jockey Name	Quiet Riot
Final Rank	1
Fastest Section Time (Section)	0:10.62 (1000m)
Top Speed [km/h] (Section)	69.4 (1000m)
Race State	Finished



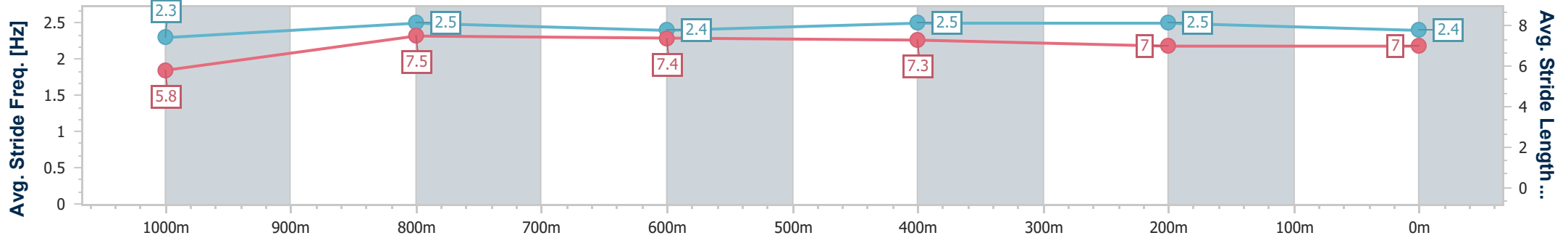
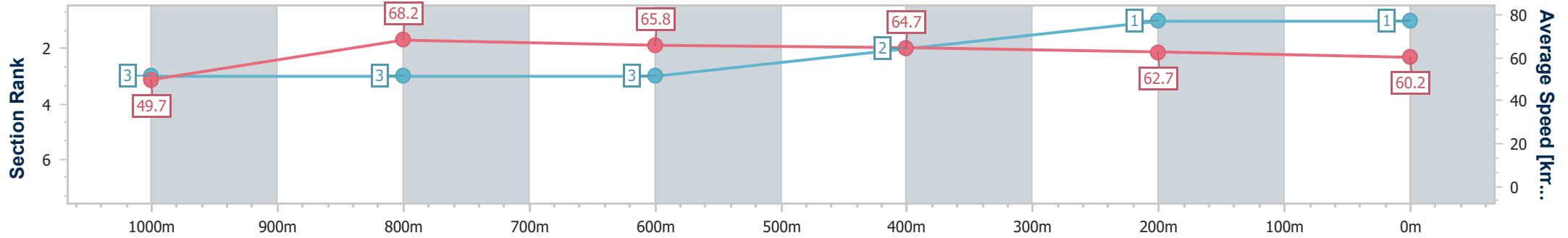
Aquis Park Gold Coast Poly QLD Professional  
Race 3: MERMAID BEACH SURF CLUB BENCHMARK 70  
Handicap - 1150m



01 April 2023 - 14:05

Track Rating: Synthetic, Weather: Overcast, Rail Position: True

Section	Overall	1000m	800m	600m	400m	200m
Section Times	1:07.31 [1] (0:10.86)	0:56.45 [3] (0:10.62)	0:45.83 [3] (0:11.04)	0:34.79 [3] (0:11.22)	0:23.57 [2] (0:11.57)	0:12.00 [1] (0:12.00)
Average Speed [km/h]	49.7	68.2	65.8	64.7	62.7	60.2
Top Speed [km/h]	67.4	69.4	67.1	66.4	63.5	61.7
Avg. Dist. to Rail [m]	3.9	2.3	2.1	1.7	3.8	4.4
Avg. Stride Freq. [Hz]	2.3	2.5	2.4	2.5	2.5	2.4
Avg. Stride Length [m]	5.8	7.5	7.4	7.3	7.0	7.0



- [ ] Ranking at each section and finish
- .-.- No data available at this section
- NA No data available



Horse/Jockey Name	Kinjina
Final Rank	2
Fastest Section Time (Section)	0:10.60 (1000m)
Top Speed [km/h] (Section)	69.2 (1000m)
Race State	Finished



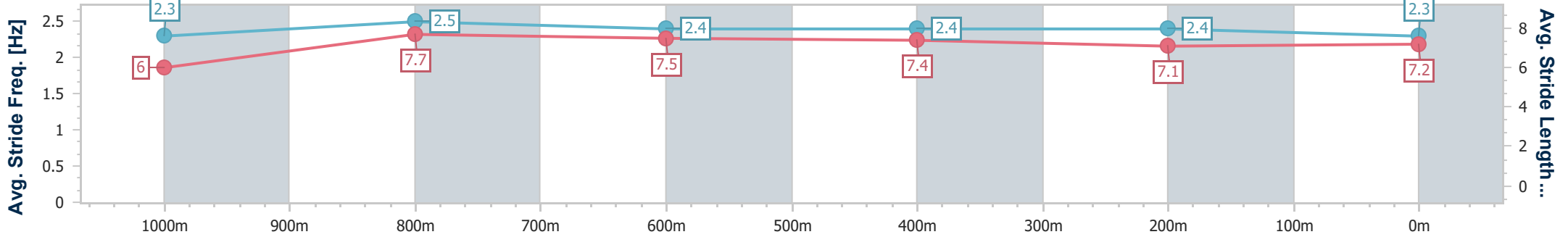
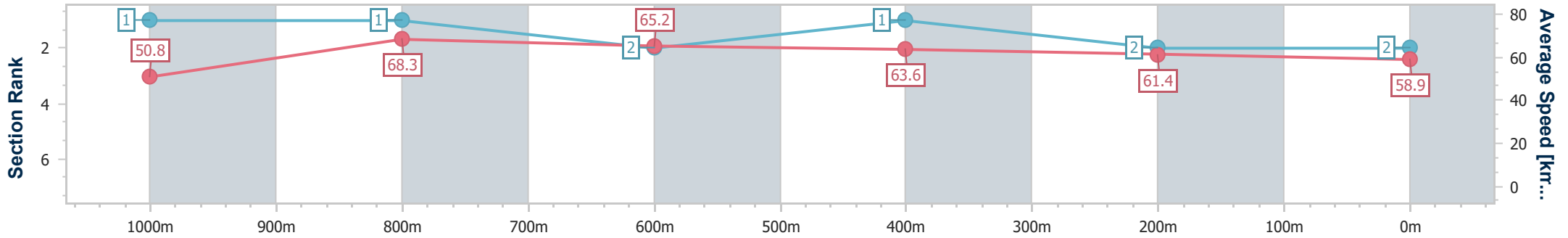
Aquis Park Gold Coast Poly QLD Professional  
Race 3: MERMAID BEACH SURF CLUB BENCHMARK 70  
Handicap - 1150m



01 April 2023 - 14:05

Track Rating: Synthetic, Weather: Overcast, Rail Position: True

Section	Overall	1000m	800m	600m	400m	200m
Section Times	1:07.72 [2] (0:10.64)	0:57.08 [1] (0:10.60)	0:46.48 [1] (0:11.15)	0:35.33 [2] (0:11.33)	0:24.00 [1] (0:11.73)	0:12.27 [2] (0:12.27)
Average Speed [km/h]	50.8	68.3	65.2	63.6	61.4	58.9
Top Speed [km/h]	67.7	69.2	66.7	65.5	62.5	60.9
Avg. Dist. to Rail [m]	6.0	2.7	1.6	0.3	1.4	2.4
Avg. Stride Freq. [Hz]	2.3	2.5	2.4	2.4	2.4	2.3
Avg. Stride Length [m]	6.0	7.7	7.5	7.4	7.1	7.2



- [ ] Ranking at each section and finish
- .-.- No data available at this section
- NA No data available



Horse/Jockey Name	Flying Annie
Final Rank	3
Fastest Section Time (Section)	0:10.59 (1000m)
Top Speed [km/h] (Section)	69.0 (1000m)
Race State	Finished



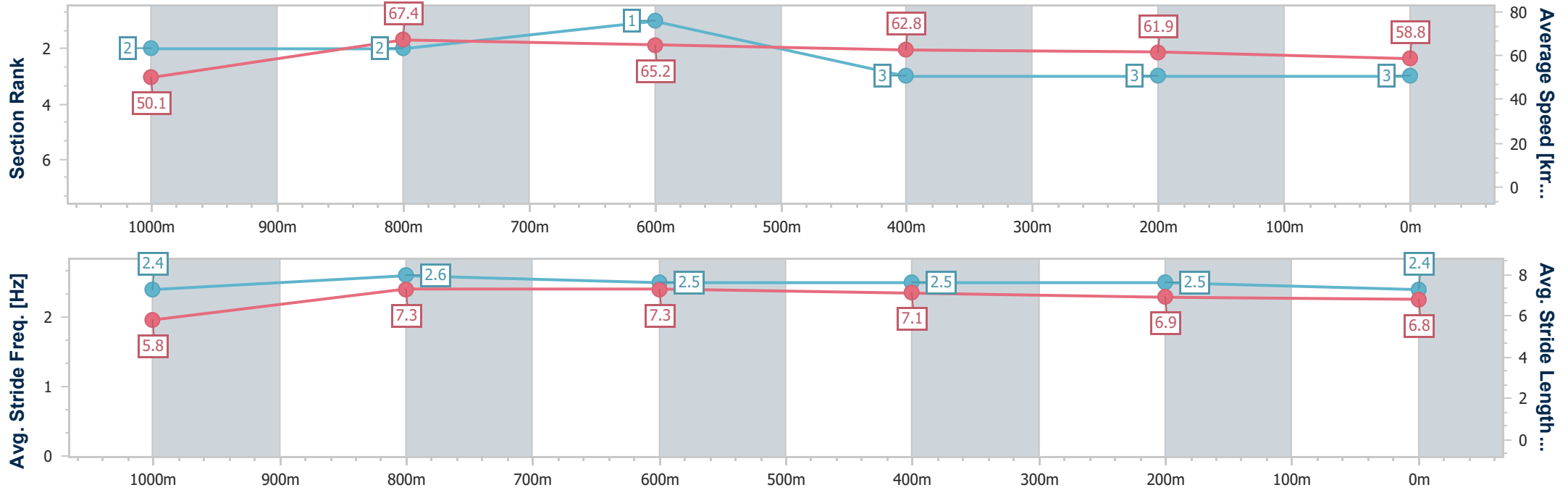
Aquis Park Gold Coast Poly QLD Professional  
Race 3: MERMAID BEACH SURF CLUB BENCHMARK 70  
Handicap - 1150m



01 April 2023 - 14:05

Track Rating: Synthetic, Weather: Overcast, Rail Position: True

Section	Overall	1000m	800m	600m	400m	200m
Section Times	1:07.96 [3] (0:10.79)	0:57.17 [2] (0:10.59)	0:46.58 [2] (0:10.96)	0:35.62 [1] (0:11.59)	0:24.03 [3] (0:11.75)	0:12.28 [3] (0:12.28)
Average Speed [km/h]	50.1	67.4	65.2	62.8	61.9	58.8
Top Speed [km/h]	68.2	69.0	66.1	65.3	63.2	61.4
Avg. Dist. to Rail [m]	0.8	2.5	1.3	2.0	3.2	2.2
Avg. Stride Freq. [Hz]	2.4	2.6	2.5	2.5	2.5	2.4
Avg. Stride Length [m]	5.8	7.3	7.3	7.1	6.9	6.8



- [ ] Ranking at each section and finish
- .-.- No data available at this section
- NA No data available



Horse/Jockey Name	Brave Warrior
Final Rank	4
Fastest Section Time (Section)	0:10.70 (1000m)
Top Speed [km/h] (Section)	68.1 (1000m)
Race State	Finished



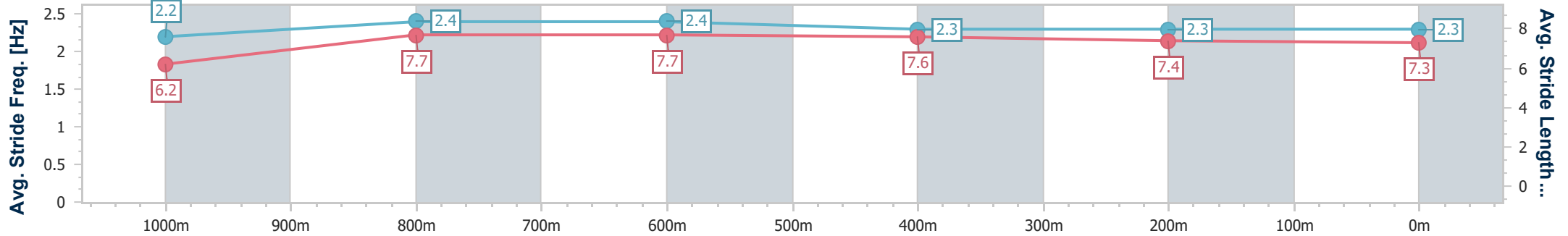
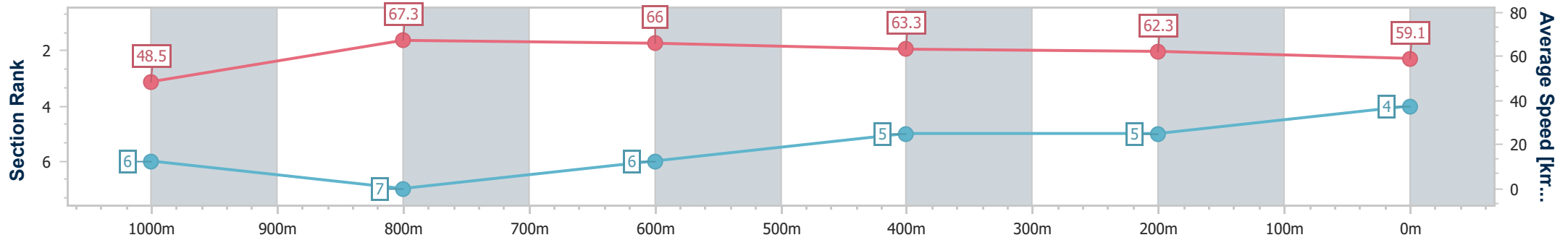
Aquis Park Gold Coast Poly QLD Professional  
Race 3: MERMAID BEACH SURF CLUB BENCHMARK 70  
Handicap - 1150m



01 April 2023 - 14:05

Track Rating: Synthetic, Weather: Overcast, Rail Position: True

Section	Overall	1000m	800m	600m	400m	200m
Section Times	1:08.01 [4] (0:11.15)	0:56.86 [6] (0:10.70)	0:46.16 [7] (0:10.94)	0:35.22 [6] (0:11.37)	0:23.85 [5] (0:11.62)	0:12.23 [5] (0:12.23)
Average Speed [km/h]	48.5	67.3	66.0	63.3	62.3	59.1
Top Speed [km/h]	66.4	68.1	67.0	65.4	63.1	61.5
Avg. Dist. to Rail [m]	2.8	0.1	0.4	0.5	4.2	6.5
Avg. Stride Freq. [Hz]	2.2	2.4	2.4	2.3	2.3	2.3
Avg. Stride Length [m]	6.2	7.7	7.7	7.6	7.4	7.3



- [ ] Ranking at each section and finish
- .-.- No data available at this section
- NA No data available



Horse/Jockey Name	Timely Bel
Final Rank	5
Fastest Section Time (Section)	0:10.80 (1000m)
Top Speed [km/h] (Section)	68.3 (1000m)
Race State	Finished



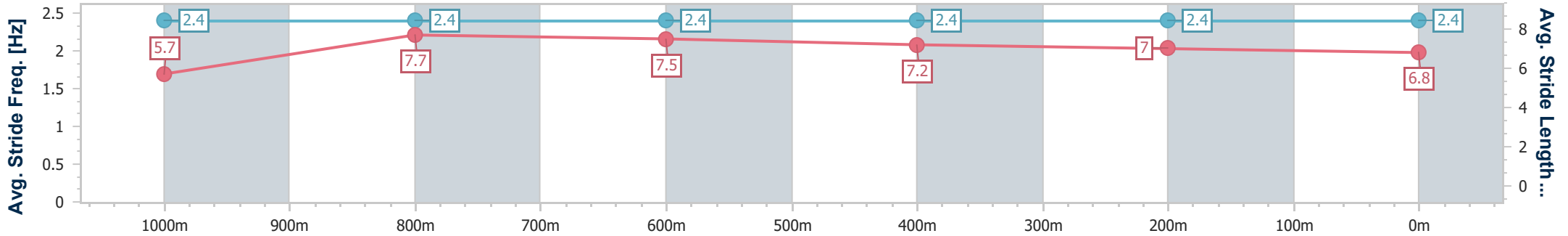
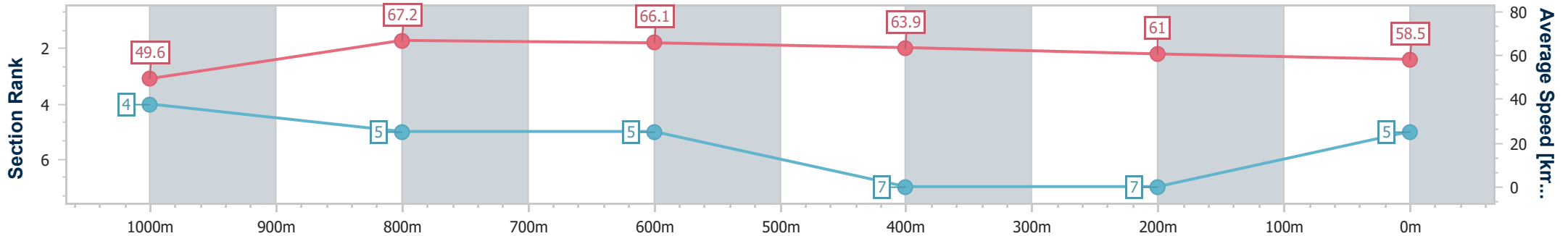
Aquis Park Gold Coast Poly QLD Professional  
Race 3: MERMAID BEACH SURF CLUB BENCHMARK 70  
Handicap - 1150m



01 April 2023 - 14:05

Track Rating: Synthetic, Weather: Overcast, Rail Position: True

Section	Overall	1000m	800m	600m	400m	200m
Section Times	1:08.61 [5] (0:10.89)	0:57.72 [4] (0:10.80)	0:46.92 [5] (0:11.06)	0:35.86 [5] (0:11.50)	0:24.36 [7] (0:12.01)	0:12.35 [7] (0:12.35)
Average Speed [km/h]	49.6	67.2	66.1	63.9	61.0	58.5
Top Speed [km/h]	67.5	68.3	66.9	66.3	62.2	60.0
Avg. Dist. to Rail [m]	6.1	2.7	3.1	4.1	8.4	11.0
Avg. Stride Freq. [Hz]	2.4	2.4	2.4	2.4	2.4	2.4
Avg. Stride Length [m]	5.7	7.7	7.5	7.2	7.0	6.8



- [ ] Ranking at each section and finish
- .-.- No data available at this section
- NA No data available



Horse/Jockey Name	Brave Enough
Final Rank	6
Fastest Section Time (Section)	0:10.71 (1000m)
Top Speed [km/h] (Section)	68.6 (1000m)
Race State	Finished



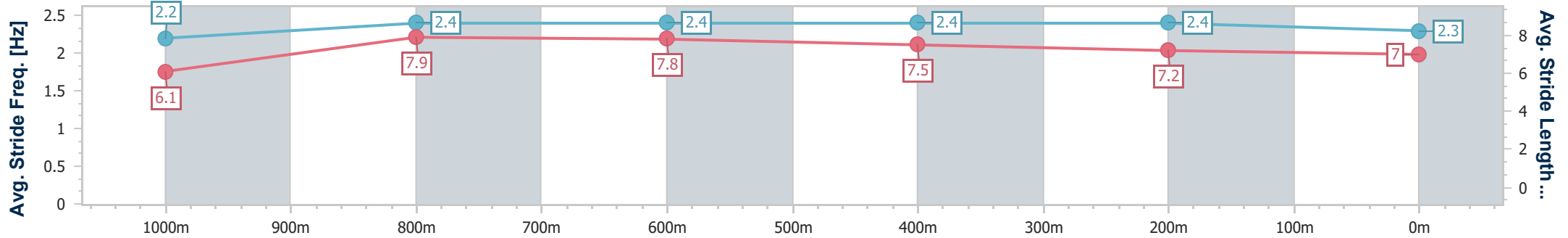
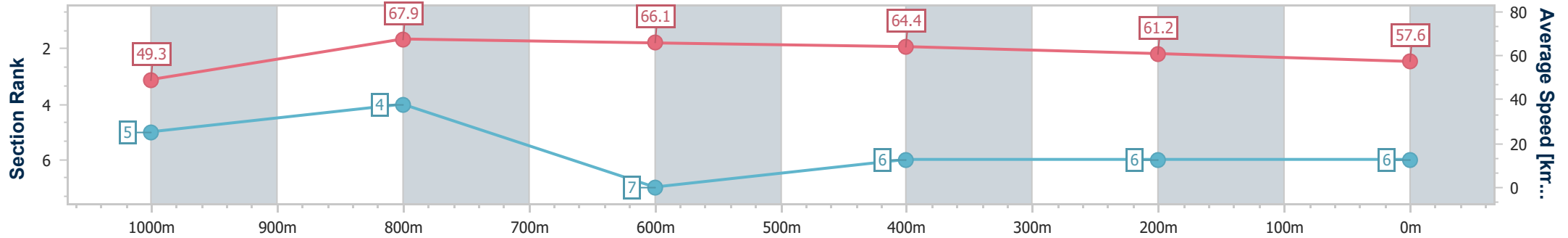
Aquis Park Gold Coast Poly QLD Professional  
Race 3: MERMAID BEACH SURF CLUB BENCHMARK 70  
Handicap - 1150m



01 April 2023 - 14:05

Track Rating: Synthetic, Weather: Overcast, Rail Position: True

Section	Overall	1000m	800m	600m	400m	200m
Section Times	1:08.63 [6] (0:10.97)	0:57.66 [5] (0:10.71)	0:46.95 [4] (0:11.19)	0:35.76 [7] (0:11.33)	0:24.43 [6] (0:11.91)	0:12.52 [6] (0:12.52)
Average Speed [km/h]	49.3	67.9	66.1	64.4	61.2	57.6
Top Speed [km/h]	66.2	68.6	67.7	66.1	63.2	60.5
Avg. Dist. to Rail [m]	5.3	2.9	4.7	2.8	6.9	9.9
Avg. Stride Freq. [Hz]	2.2	2.4	2.4	2.4	2.4	2.3
Avg. Stride Length [m]	6.1	7.9	7.8	7.5	7.2	7.0



- [ ] Ranking at each section and finish
- .-.- No data available at this section
- NA No data available



Horse/Jockey Name	Ramtastic
Final Rank	7
Fastest Section Time (Section)	0:10.54 (1000m)
Top Speed [km/h] (Section)	69.3 (1000m)
Race State	Finished



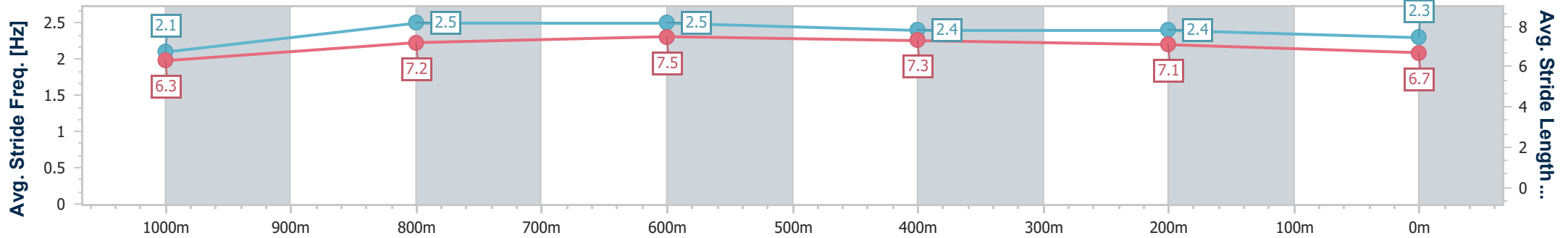
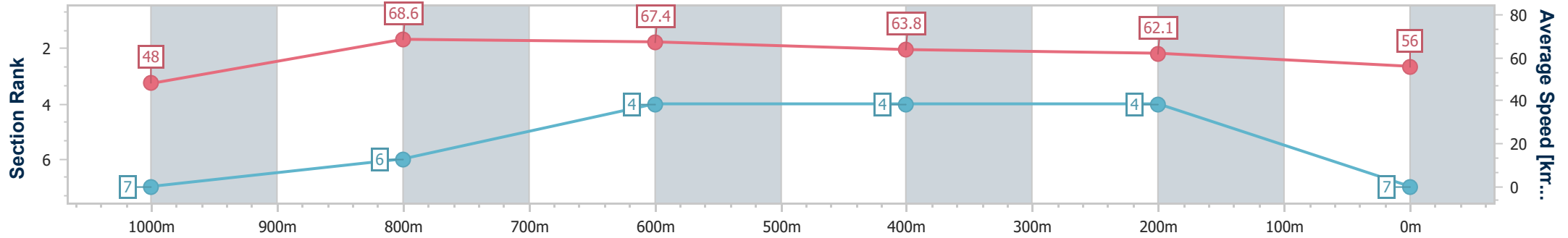
Aquis Park Gold Coast Poly QLD Professional  
 Race 3: MERMAID BEACH SURF CLUB BENCHMARK 70  
 Handicap - 1150m



01 April 2023 - 14:05

Track Rating: Synthetic, Weather: Overcast, Rail Position: True

Section	Overall	1000m	800m	600m	400m	200m
Section Times	1:08.64 [7] (0:11.27)	0:57.37 [7] (0:10.54)	0:46.83 [6] (0:10.80)	0:36.03 [4] (0:11.43)	0:24.60 [4] (0:11.70)	0:12.90 [4] (0:12.90)
Average Speed [km/h]	48.0	68.6	67.4	63.8	62.1	56.0
Top Speed [km/h]	68.1	69.3	68.1	65.9	63.6	59.9
Avg. Dist. to Rail [m]	6.1	1.4	2.0	2.4	5.7	7.5
Avg. Stride Freq. [Hz]	2.1	2.5	2.5	2.4	2.4	2.3
Avg. Stride Length [m]	6.3	7.2	7.5	7.3	7.1	6.7



- [ ] Ranking at each section and finish
- .-.- No data available at this section
- NA No data available