



Aquis Park Gold Coast Poly QLD Professional
Race 4: STANDARD MARKET COMPANY Fillies & Mares BENCHMARK
58 Handicap - 1050m
01 April 2023 - 14:44



Track Rating: Synthetic, Weather: Overcast, Rail Position: True

| Section | | Overall | 1000m | 800m | 600m | 400m | 200m | Last 600m | | | | | |
|-------------|--|----------------------|----------------------|----------------------|--------------------------|--------------------------|--------------------------|--------------------------|--------------------------|--------------------------|---------|---------|------------------------|
| Field Times | | 1:01.77 (0:04.97) | 0:56.80 (0:10.71) | 0:46.09 (0:10.55) | 0:35.54 (0:11.38) | 0:24.16 (0:11.76) | 0:12.40 (0:12.40) | 0:35.54 | | | | | |
| Rank | TAB Horse/Jockey | Barrier | Top Speed [km/h] | Fastest Section | | | | | | | | Margin | Distance Travelled [m] |
| 1 | 5 FACETIOUS Bailey Wheeler | 2 | 69.2 1000m | 0:05.09 Overall | 1:01.77 [1] (0:05.09) | 0:56.68 [3] (0:10.87) | 0:45.81 [4] (0:10.65) | 0:35.16 [4] (0:11.15) | 0:24.01 [3] (0:11.61) | 0:12.40 [1] (0:12.40) | 1:01.77 | 0:35.16 | |
| 2 | 1 COSMIC SERENADE Heidi Gillie | 9 | 70.8 800m | 0:05.04 Overall | 1:02.78 [2] (0:05.04) | 0:57.74 [2] (0:10.67) | 0:47.07 [2] (0:10.52) | 0:36.55 [1] (0:11.38) | 0:25.17 [1] (0:12.20) | 0:12.97 [2] (0:12.97) | 5.8L | 0:36.55 | +7 |
| 3 | 7 MARNIE'S STAR Andrew Spinks | 8 | 68.2 1000m | 0:05.47 Overall | 1:02.80 [3] (0:05.47) | 0:57.33 [6] (0:11.23) | 0:46.10 [7] (0:10.82) | 0:35.28 [7] (0:11.40) | 0:23.88 [6] (0:11.80) | 0:12.08 [6] (0:12.08) | 5.9L | 0:35.28 | +2 |
| 4 | 8 RUSSIAN DIVA Nozi Tomizawa | 4 | 70.5 1000m | 0:05.64 Overall | 1:03.17 [4] (0:05.64) | 0:57.53 [7] (0:10.59) | 0:46.94 [5] (0:10.56) | 0:36.38 [5] (0:11.24) | 0:25.14 [5] (0:12.18) | 0:12.96 [3] (0:12.96) | 7.9L | 0:36.38 | -5 |
| 5 | 2 SNEAKY STARTER Stacey Callow | 6 | 71.1 1000m | 0:05.12 Overall | 1:04.16 [5] (0:05.12) | 0:59.04 [5] (0:10.56) | 0:48.48 [1] (0:10.68) | 0:37.80 [2] (0:11.30) | 0:26.50 [2] (0:12.65) | 0:13.85 [4] (0:13.85) | 13.7L | 0:37.80 | -5 |
| 6 | 6 PENNY STOCKS Dan McGillivray | 1 | 69.3 1000m | 0:04.97 Overall | 1:04.28 [6] (0:04.97) | 0:59.31 [1] (0:10.79) | 0:48.52 [3] (0:10.77) | 0:37.75 [3] (0:11.20) | 0:26.55 [4] (0:12.67) | 0:13.88 [5] (0:13.88) | 14.2L | 0:37.75 | -4 |
| 7 | 9 TINDER Noriyuki Masuda | 5 | 67.5 800m | 0:05.07 Overall | 1:04.98 [7] (0:05.07) | 0:59.91 [4] (0:11.17) | 0:48.74 [6] (0:10.94) | 0:37.80 [6] (0:11.57) | 0:26.23 [7] (0:12.62) | 0:13.61 [7] (0:13.61) | 18.2L | 0:37.80 | -4 |

Scratched: Just Cosmos (#3), Better Than Roses (#4)



| | |
|--------------------------------|-------------------|
| Horse/Jockey Name | Facetious |
| Final Rank | 1 |
| Fastest Section Time (Section) | 0:05.09 (Overall) |
| Top Speed [km/h] (Section) | 69.2 (1000m) |
| Race State | Finished |



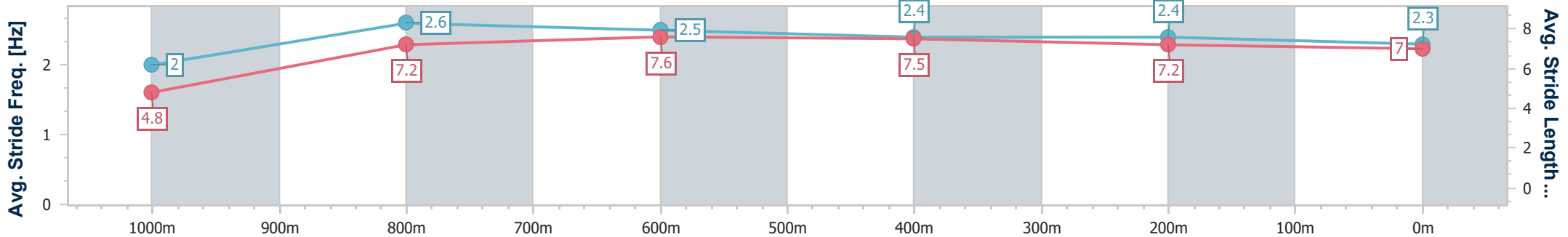
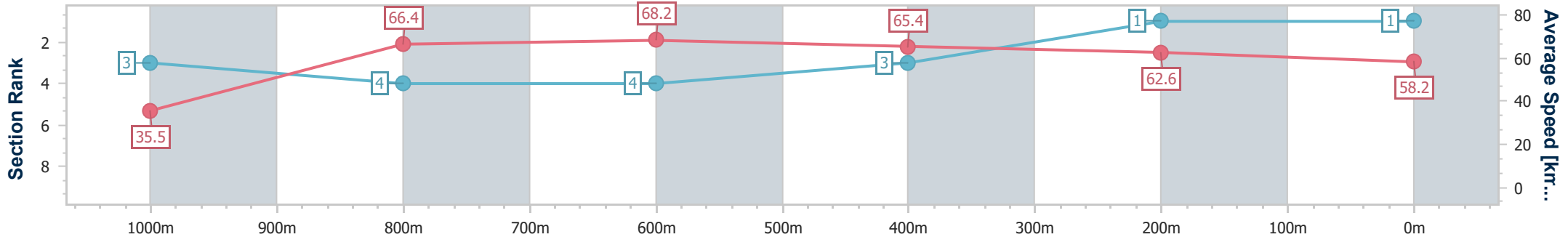
Aquis Park Gold Coast Poly QLD Professional
 Race 4: STANDARD MARKET COMPANY Fillies & Mares
 BENCHMARK 58 Handicap - 1050m



01 April 2023 - 14:44

Track Rating: Synthetic, Weather: Overcast, Rail Position: True

| Section | Overall | 1000m | 800m | 600m | 400m | 200m |
|------------------------|--------------------------|--------------------------|--------------------------|--------------------------|--------------------------|--------------------------|
| Section Times | 1:01.77 [1] (0:05.09) | 0:56.68 [3] (0:10.87) | 0:45.81 [4] (0:10.65) | 0:35.16 [4] (0:11.15) | 0:24.01 [3] (0:11.61) | 0:12.40 [1] (0:12.40) |
| Average Speed [km/h] | 35.5 | 66.4 | 68.2 | 65.4 | 62.6 | 58.2 |
| Top Speed [km/h] | 57.5 | 69.2 | 69.0 | 68.2 | 63.9 | 61.2 |
| Avg. Dist. to Rail [m] | 3.4 | 1.3 | 1.7 | 2.2 | 4.8 | 6.3 |
| Avg. Stride Freq. [Hz] | 2.0 | 2.6 | 2.5 | 2.4 | 2.4 | 2.3 |
| Avg. Stride Length [m] | 4.8 | 7.2 | 7.6 | 7.5 | 7.2 | 7.0 |



- [] Ranking at each section and finish
- .-.- No data available at this section
- NA No data available



| | |
|--------------------------------|-------------------|
| Horse/Jockey Name | Cosmic Serenade |
| Final Rank | 2 |
| Fastest Section Time (Section) | 0:05.04 (Overall) |
| Top Speed [km/h] (Section) | 70.8 (800m) |
| Race State | Finished |



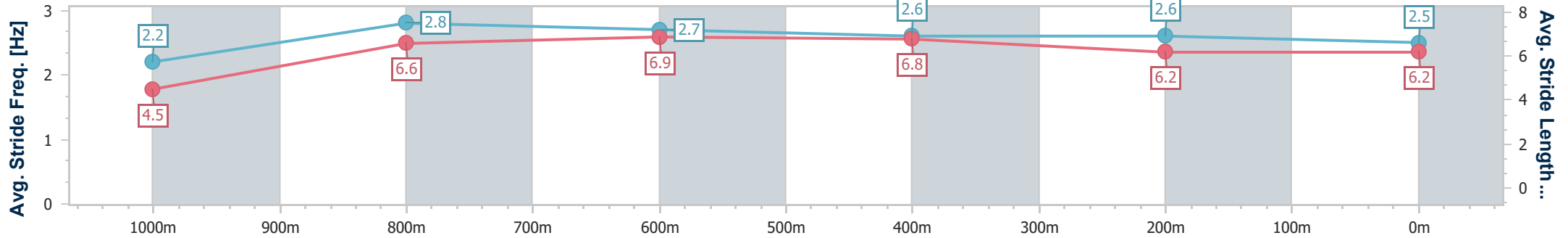
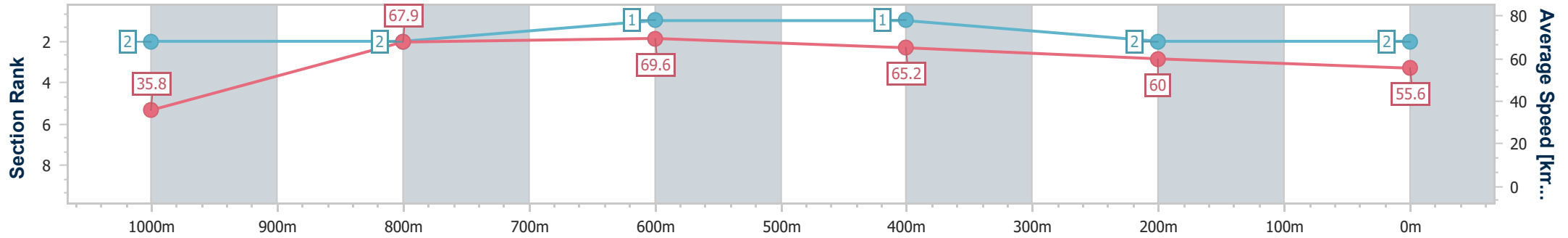
Aquis Park Gold Coast Poly QLD Professional
 Race 4: STANDARD MARKET COMPANY Fillies & Mares
 BENCHMARK 58 Handicap - 1050m



01 April 2023 - 14:44

Track Rating: Synthetic, Weather: Overcast, Rail Position: True

| Section | Overall | 1000m | 800m | 600m | 400m | 200m |
|------------------------|--------------------------|--------------------------|--------------------------|--------------------------|--------------------------|--------------------------|
| Section Times | 1:02.78 [2] (0:05.04) | 0:57.74 [2] (0:10.67) | 0:47.07 [2] (0:10.52) | 0:36.55 [1] (0:11.38) | 0:25.17 [1] (0:12.20) | 0:12.97 [2] (0:12.97) |
| Average Speed [km/h] | 35.8 | 67.9 | 69.6 | 65.2 | 60.0 | 55.6 |
| Top Speed [km/h] | 58.1 | 70.6 | 70.8 | 69.0 | 62.8 | 59.5 |
| Avg. Dist. to Rail [m] | 8.2 | 3.7 | 2.9 | 5.5 | 6.9 | 7.0 |
| Avg. Stride Freq. [Hz] | 2.2 | 2.8 | 2.7 | 2.6 | 2.6 | 2.5 |
| Avg. Stride Length [m] | 4.5 | 6.6 | 6.9 | 6.8 | 6.2 | 6.2 |



- [] Ranking at each section and finish
- .-.- No data available at this section
- NA No data available



| | |
|--------------------------------|-------------------|
| Horse/Jockey Name | Marnie's Star |
| Final Rank | 3 |
| Fastest Section Time (Section) | 0:05.47 (Overall) |
| Top Speed [km/h] (Section) | 68.2 (1000m) |
| Race State | Finished |



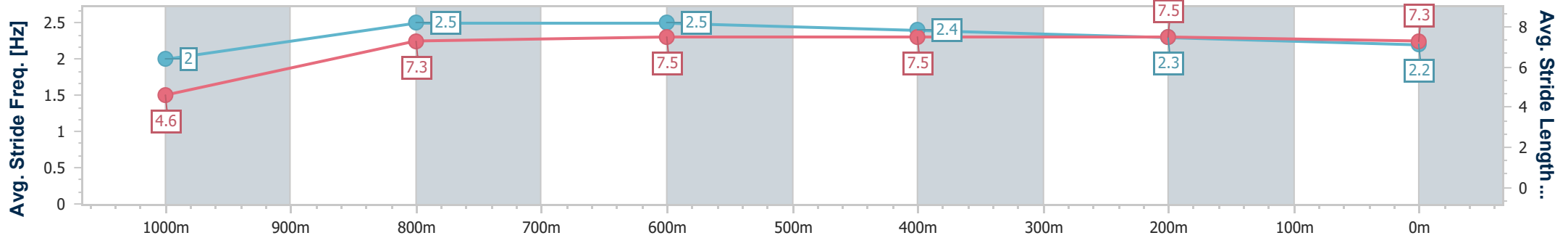
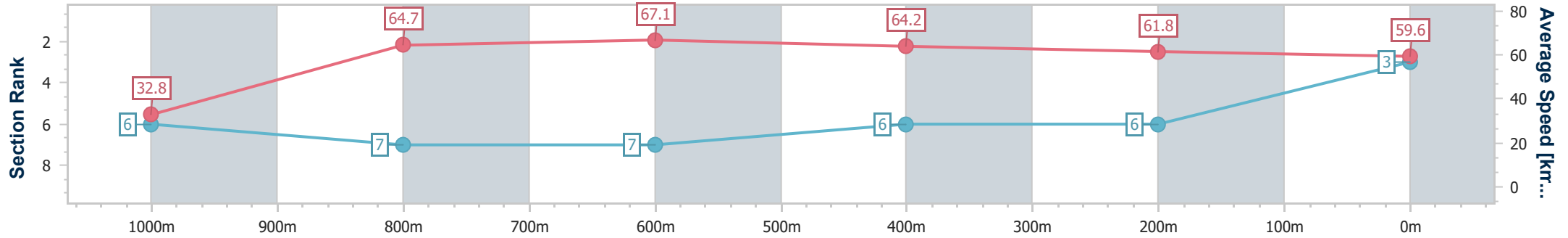
Aquis Park Gold Coast Poly QLD Professional
 Race 4: STANDARD MARKET COMPANY Fillies & Mares
 BENCHMARK 58 Handicap - 1050m



01 April 2023 - 14:44

Track Rating: Synthetic, Weather: Overcast, Rail Position: True

| Section | Overall | 1000m | 800m | 600m | 400m | 200m |
|------------------------|--------------------------|--------------------------|--------------------------|--------------------------|--------------------------|--------------------------|
| Section Times | 1:02.80 [3] (0:05.47) | 0:57.33 [6] (0:11.23) | 0:46.10 [7] (0:10.82) | 0:35.28 [7] (0:11.40) | 0:23.88 [6] (0:11.80) | 0:12.08 [6] (0:12.08) |
| Average Speed [km/h] | 32.8 | 64.7 | 67.1 | 64.2 | 61.8 | 59.6 |
| Top Speed [km/h] | 55.0 | 68.2 | 68.1 | 67.5 | 63.3 | 60.8 |
| Avg. Dist. to Rail [m] | 8.2 | 4.2 | 1.7 | 2.5 | 7.4 | 9.7 |
| Avg. Stride Freq. [Hz] | 2.0 | 2.5 | 2.5 | 2.4 | 2.3 | 2.2 |
| Avg. Stride Length [m] | 4.6 | 7.3 | 7.5 | 7.5 | 7.5 | 7.3 |



- [] Ranking at each section and finish
- .-.- No data available at this section
- NA No data available



| | |
|--------------------------------|-------------------|
| Horse/Jockey Name | Russian Diva |
| Final Rank | 4 |
| Fastest Section Time (Section) | 0:05.64 (Overall) |
| Top Speed [km/h] (Section) | 70.5 (1000m) |
| Race State | Finished |



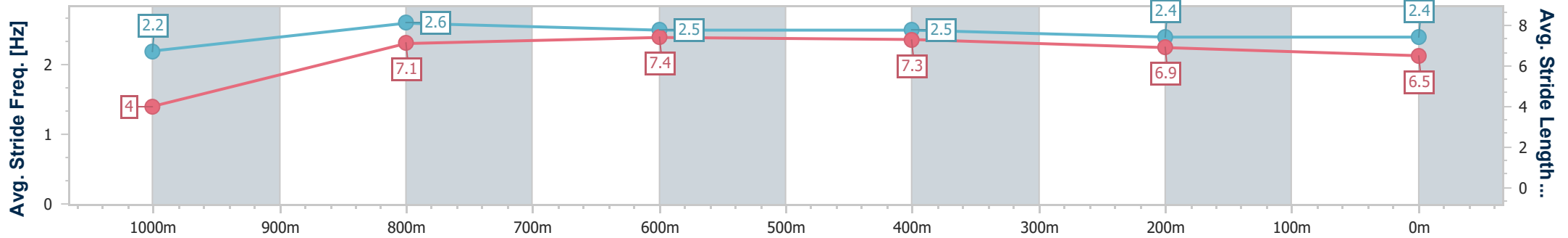
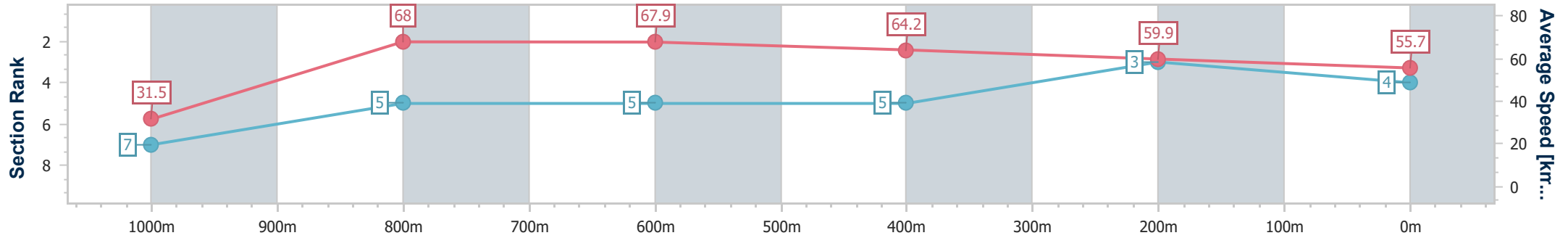
Aquis Park Gold Coast Poly QLD Professional
 Race 4: STANDARD MARKET COMPANY Fillies & Mares
 BENCHMARK 58 Handicap - 1050m



01 April 2023 - 14:44

Track Rating: Synthetic, Weather: Overcast, Rail Position: True

| Section | Overall | 1000m | 800m | 600m | 400m | 200m |
|------------------------|--------------------------|--------------------------|--------------------------|--------------------------|--------------------------|--------------------------|
| Section Times | 1:03.17 [4] (0:05.64) | 0:57.53 [7] (0:10.59) | 0:46.94 [5] (0:10.56) | 0:36.38 [5] (0:11.24) | 0:25.14 [5] (0:12.18) | 0:12.96 [3] (0:12.96) |
| Average Speed [km/h] | 31.5 | 68.0 | 67.9 | 64.2 | 59.9 | 55.7 |
| Top Speed [km/h] | 62.9 | 70.5 | 69.4 | 68.0 | 60.8 | 58.2 |
| Avg. Dist. to Rail [m] | 6.0 | 1.4 | 0.9 | 1.2 | 6.8 | 8.8 |
| Avg. Stride Freq. [Hz] | 2.2 | 2.6 | 2.5 | 2.5 | 2.4 | 2.4 |
| Avg. Stride Length [m] | 4.0 | 7.1 | 7.4 | 7.3 | 6.9 | 6.5 |



- [] Ranking at each section and finish
- .-.- No data available at this section
- NA No data available



| | |
|--------------------------------|-------------------|
| Horse/Jockey Name | Sneaky Starter |
| Final Rank | 5 |
| Fastest Section Time (Section) | 0:05.12 (Overall) |
| Top Speed [km/h] (Section) | 71.1 (1000m) |
| Race State | Finished |



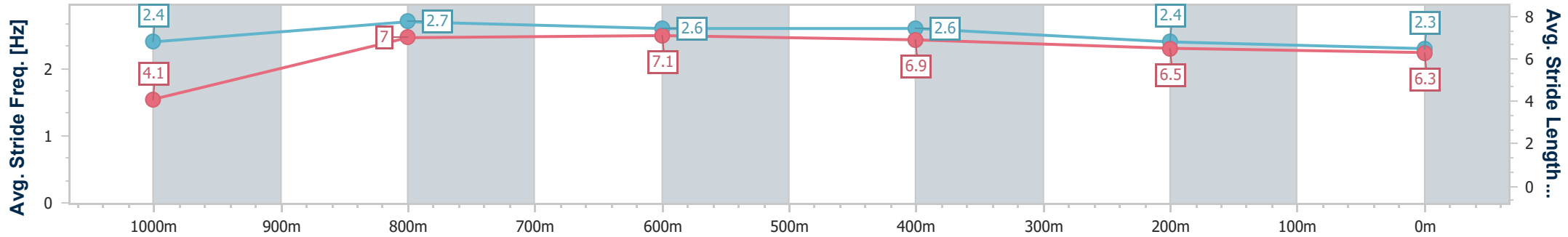
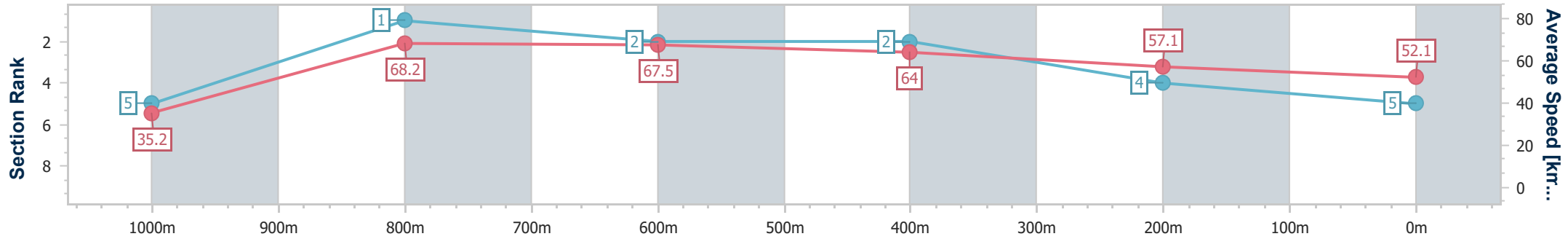
Aquis Park Gold Coast Poly QLD Professional
 Race 4: STANDARD MARKET COMPANY Fillies & Mares
 BENCHMARK 58 Handicap - 1050m



01 April 2023 - 14:44

Track Rating: Synthetic, Weather: Overcast, Rail Position: True

| Section | Overall | 1000m | 800m | 600m | 400m | 200m |
|------------------------|--------------------------|--------------------------|--------------------------|--------------------------|--------------------------|--------------------------|
| Section Times | 1:04.16 [5] (0:05.12) | 0:59.04 [5] (0:10.56) | 0:48.48 [1] (0:10.68) | 0:37.80 [2] (0:11.30) | 0:26.50 [2] (0:12.65) | 0:13.85 [4] (0:13.85) |
| Average Speed [km/h] | 35.2 | 68.2 | 67.5 | 64.0 | 57.1 | 52.1 |
| Top Speed [km/h] | 59.2 | 71.1 | 69.6 | 67.5 | 60.5 | 55.2 |
| Avg. Dist. to Rail [m] | 5.5 | 1.5 | 0.3 | 0.7 | 2.4 | 4.4 |
| Avg. Stride Freq. [Hz] | 2.4 | 2.7 | 2.6 | 2.6 | 2.4 | 2.3 |
| Avg. Stride Length [m] | 4.1 | 7.0 | 7.1 | 6.9 | 6.5 | 6.3 |



- [] Ranking at each section and finish
- .-.- No data available at this section
- NA No data available



| | |
|--------------------------------|-------------------|
| Horse/Jockey Name | Penny Stocks |
| Final Rank | 6 |
| Fastest Section Time (Section) | 0:04.97 (Overall) |
| Top Speed [km/h] (Section) | 69.3 (1000m) |
| Race State | Finished |



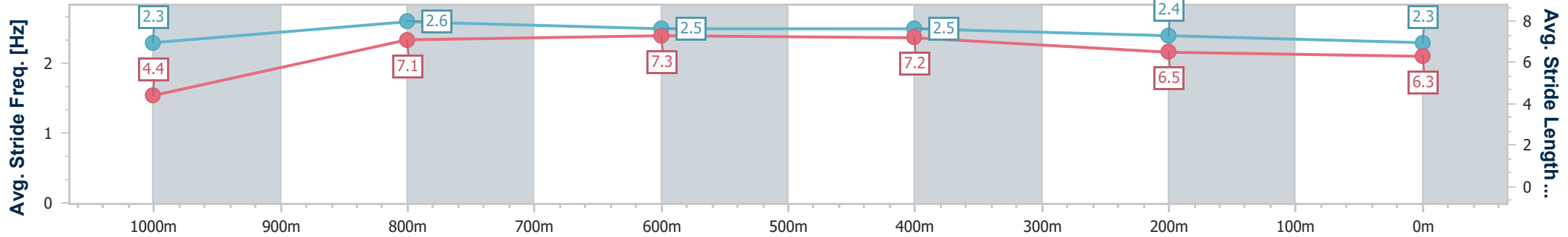
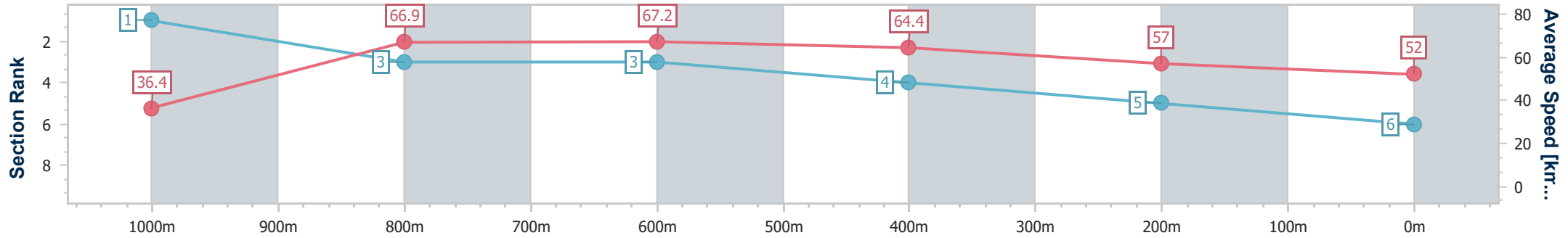
Aquis Park Gold Coast Poly QLD Professional
 Race 4: STANDARD MARKET COMPANY Fillies & Mares
 BENCHMARK 58 Handicap - 1050m



01 April 2023 - 14:44

Track Rating: Synthetic, Weather: Overcast, Rail Position: True

| Section | Overall | 1000m | 800m | 600m | 400m | 200m |
|------------------------|--------------------------|--------------------------|--------------------------|--------------------------|--------------------------|--------------------------|
| Section Times | 1:04.28 [6] (0:04.97) | 0:59.31 [1] (0:10.79) | 0:48.52 [3] (0:10.77) | 0:37.75 [3] (0:11.20) | 0:26.55 [4] (0:12.67) | 0:13.88 [5] (0:13.88) |
| Average Speed [km/h] | 36.4 | 66.9 | 67.2 | 64.4 | 57.0 | 52.0 |
| Top Speed [km/h] | 57.8 | 69.3 | 67.8 | 67.3 | 59.3 | 55.7 |
| Avg. Dist. to Rail [m] | 2.7 | 0.8 | 1.0 | 0.7 | 2.3 | 3.3 |
| Avg. Stride Freq. [Hz] | 2.3 | 2.6 | 2.5 | 2.5 | 2.4 | 2.3 |
| Avg. Stride Length [m] | 4.4 | 7.1 | 7.3 | 7.2 | 6.5 | 6.3 |



- [] Ranking at each section and finish
- .-.- No data available at this section
- NA No data available



| | |
|--------------------------------|-------------------|
| Horse/Jockey Name | Tinder |
| Final Rank | 7 |
| Fastest Section Time (Section) | 0:05.07 (Overall) |
| Top Speed [km/h] (Section) | 67.5 (800m) |
| Race State | Finished |



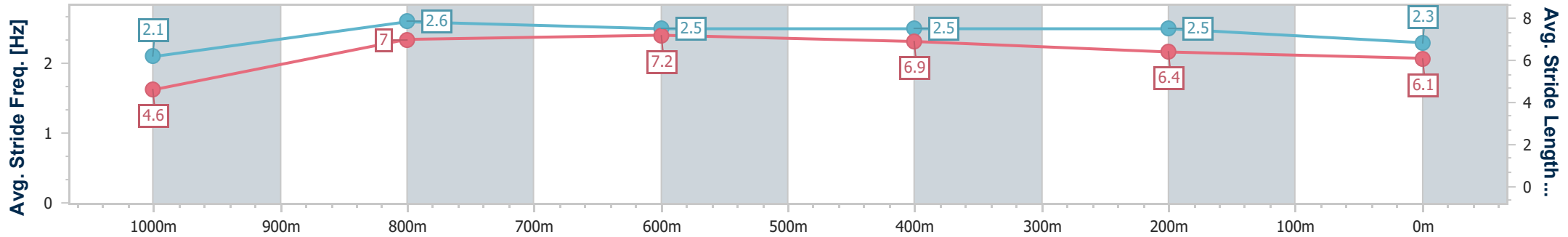
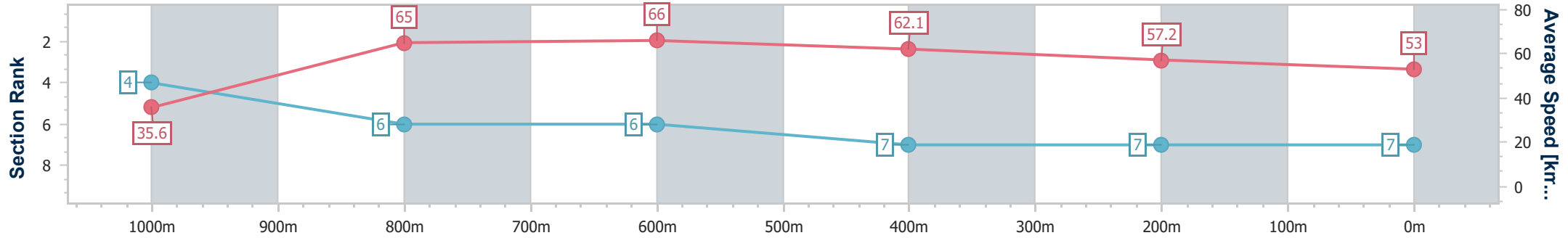
Aquis Park Gold Coast Poly QLD Professional
 Race 4: STANDARD MARKET COMPANY Fillies & Mares
 BENCHMARK 58 Handicap - 1050m



01 April 2023 - 14:44

Track Rating: Synthetic, Weather: Overcast, Rail Position: True

| Section | Overall | 1000m | 800m | 600m | 400m | 200m |
|------------------------|--------------------------|--------------------------|--------------------------|--------------------------|--------------------------|--------------------------|
| Section Times | 1:04.98 [7] (0:05.07) | 0:59.91 [4] (0:11.17) | 0:48.74 [6] (0:10.94) | 0:37.80 [6] (0:11.57) | 0:26.23 [7] (0:12.62) | 0:13.61 [7] (0:13.61) |
| Average Speed [km/h] | 35.6 | 65.0 | 66.0 | 62.1 | 57.2 | 53.0 |
| Top Speed [km/h] | 55.7 | 67.4 | 67.5 | 64.6 | 59.2 | 57.0 |
| Avg. Dist. to Rail [m] | 5.6 | 3.3 | 0.6 | 0.5 | 1.8 | 1.7 |
| Avg. Stride Freq. [Hz] | 2.1 | 2.6 | 2.5 | 2.5 | 2.5 | 2.3 |
| Avg. Stride Length [m] | 4.6 | 7.0 | 7.2 | 6.9 | 6.4 | 6.1 |



- [] Ranking at each section and finish
- .-.-.- No data available at this section
- NA No data available