



Aquis Park Gold Coast Poly QLD Professional

Race 7: COMMERCIAL KITCHEN COMPANY BENCHMARK 65 Handicap - 1540m

01 April 2023 - 16:40



Track Rating: Synthetic, Weather: Overcast, Rail Position: True

Section														
Field Times	Overall	1400m	1200m	1000m	800m	600m	400m	Last 600m						
	1:35.44 (0:10.20)	1:25.24 (0:11.88)	1:13.36 (0:12.20)	1:01.16 (0:12.81)	0:48.35 (0:12.11)	0:36.24 (0:12.02)	0:24.22 (0:12.05)	0:36.24						
Rank	TAB	Horse/Jockey	Barrier	Top Speed [km/h]	Fastest Section	Overall	1400m	1200m	1000m	800m	600m	400m	Last 600m	Distance Travelled [m]
1	4	WAYLAID Dan McGillivray	10	62.7 400m	0:10.72 Overall	1:35.44 [1] (0:10.72)	1:24.72 [5] (0:12.03)	1:12.69 [7] (0:11.98)	1:00.71 [5] (0:12.65)	0:48.06 [5] (0:12.02)	0:36.04 [4] (0:11.98)	0:24.06 [3] (0:11.89)	0:36.04	
2	1	GENTLE PRINCE Yvette Lewis	4	63.0 1400m	0:10.79 Overall	1:35.57 [2] (0:10.79)	1:24.78 [7] (0:11.81)	1:12.97 [6] (0:12.18)	1:00.79 [7] (0:12.74)	0:48.05 [8] (0:12.21)	0:35.84 [8] (0:11.82)	0:24.02 [7] (0:11.95)	0:35.84	-6
3	10	DANEROCK Craig Robertson	2	63.5 1200m	0:11.32 Overall	1:35.62 [3] (0:11.32)	1:24.30 [9] (0:11.98)	1:12.32 [9] (0:11.90)	1:00.42 [9] (0:12.77)	0:47.65 [9] (0:12.04)	0:35.61 [9] (0:11.80)	0:23.81 [8] (0:11.94)	0:35.61	-1
4	5	FREEDOM AVENUE Bailey Wheeler	3	63.7 1400m	0:10.63 Overall	1:35.74 [4] (0:10.63)	1:25.11 [3] (0:11.69)	1:13.42 [3] (0:12.23)	1:01.19 [3] (0:12.83)	0:48.36 [4] (0:12.12)	0:36.24 [5] (0:12.00)	0:24.24 [5] (0:12.11)	0:36.24	-7
5	7	BURY ROAD Minonette Kennedy	9	63.2 600m	0:11.12 Overall	1:35.79 [5] (0:11.12)	1:24.67 [8] (0:11.86)	1:12.81 [8] (0:12.01)	1:00.80 [8] (0:12.63)	0:48.17 [7] (0:12.07)	0:36.10 [6] (0:11.92)	0:24.18 [6] (0:12.00)	0:36.10	+3
6	8	IDLING BY Nozi Tomizawa	7	65.4 1400m	0:10.54 Overall	1:36.28 [6] (0:10.54)	1:25.74 [2] (0:11.54)	1:14.20 [1] (0:12.20)	1:02.00 [1] (0:12.82)	0:49.18 [2] (0:12.11)	0:37.07 [2] (0:12.07)	0:25.00 [2] (0:12.35)	0:37.07	-5
7	3	EMMY REGINA Cody Collis	8	63.3 Overall	0:10.20 Overall	1:36.38 [7] (0:10.20)	1:26.18 [1] (0:11.91)	1:14.27 [2] (0:12.21)	1:02.06 [2] (0:12.77)	0:49.29 [1] (0:12.11)	0:37.18 [1] (0:12.02)	0:25.16 [1] (0:12.26)	0:37.18	-9
8	11	SIDEWALK Matthew Gray	5	64.1 Overall	0:10.64 Overall	1:37.15 [8] (0:10.64)	1:26.51 [4] (0:11.83)	1:14.68 [4] (0:12.04)	1:02.64 [4] (0:12.71)	0:49.93 [3] (0:12.06)	0:37.87 [3] (0:12.04)	0:25.83 [4] (0:12.61)	0:37.87	-7
9	2	FIGHTING MAGNUS Stacey Callow	6	62.7 1400m	0:10.75 Overall	1:38.10 [9] (0:10.75)	1:27.35 [6] (0:11.86)	1:15.49 [5] (0:12.09)	1:03.40 [6] (0:12.82)	0:50.58 [6] (0:12.11)	0:38.47 [7] (0:12.21)	0:26.26 [9] (0:12.95)	0:38.47	-8

Scratched: Cairndow (#6), Avenue Of Heaven (#9)



Aquis Park Gold Coast Poly QLD Professional
Race 7: COMMERCIAL KITCHEN COMPANY BENCHMARK 65 Handicap - 1540m
01 April 2023 - 16:40



Track Rating: Synthetic, Weather: Overcast, Rail Position: True

Section				200m				Last 600m	
Field Times				0:12.17 (0:12.17)				0:36.24	
Rank	TAB	Horse/Jockey	Barrier	Top Speed [km/h]	Fastest Section	Margin			Distance Travelled [m]
1	4	WAYLAID Dan McGillivray	10	62.7 400m	0:10.72 Overall	0:12.17 [1] (0:12.17)	1:35.44		0:36.04
2	1	GENTLE PRINCE Yvette Lewis	4	63.0 1400m	0:10.79 Overall	0:12.07 [5] (0:12.07)	0.8L		0:35.84 -6
3	10	DANEROCK Craig Robertson	2	63.5 1200m	0:11.32 Overall	0:11.87 [7] (0:11.87)	1L		0:35.61 -1
4	5	FREEDOM AVENUE Bailey Wheeler	3	63.7 1400m	0:10.63 Overall	0:12.13 [3] (0:12.13)	1.5L		0:36.24 -7
5	7	BURY ROAD Minonette Kennedy	9	63.2 600m	0:11.12 Overall	0:12.18 [4] (0:12.18)	1.7L		0:36.10 +3
6	8	IDLING BY Nozi Tomizawa	7	65.4 1400m	0:10.54 Overall	0:12.65 [6] (0:12.65)	4.5L		0:37.07 -5
7	3	EMMY REGINA Cody Collis	8	63.3 Overall	0:10.20 Overall	0:12.90 [2] (0:12.90)	5L		0:37.18 -9
8	11	SIDEWALK Matthew Gray	5	64.1 Overall	0:10.64 Overall	0:13.22 [8] (0:13.22)	9.5L		0:37.87 -7
9	2	FIGHTING MAGNUS Stacey Callow	6	62.7 1400m	0:10.75 Overall	0:13.31 [9] (0:13.31)	15L		0:38.47 -8

Scratched: Cairndow (#6), Avenue Of Heaven (#9)



Horse/Jockey Name	Waylaid
Final Rank	1
Fastest Section Time (Section)	0:10.72 (Overall)
Top Speed [km/h] (Section)	62.7 (400m)
Race State	Finished



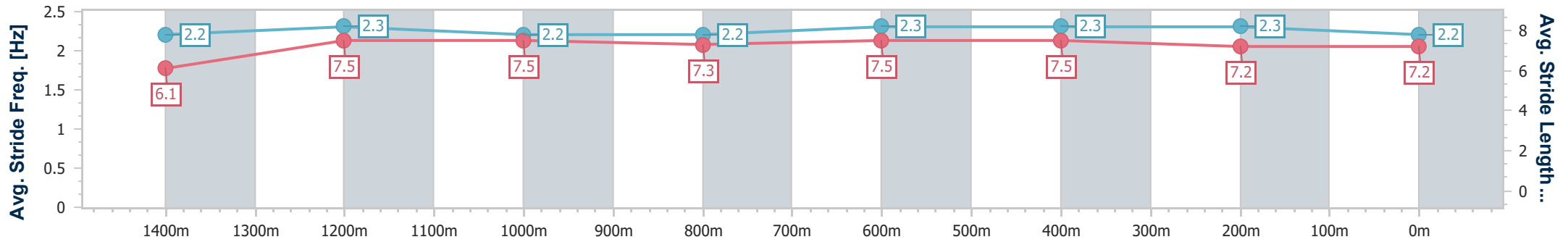
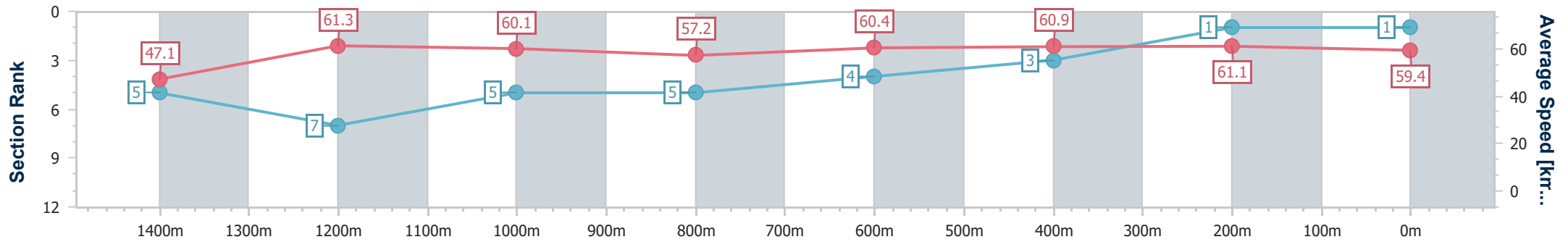
Aquis Park Gold Coast Poly QLD Professional
 Race 7: COMMERCIAL KITCHEN COMPANY BENCHMARK 65
 Handicap - 1540m



01 April 2023 - 16:40

Track Rating: Synthetic, Weather: Overcast, Rail Position: True

Section	Overall	1400m	1200m	1000m	800m	600m	400m	200m
Section Times	1:35.44 [1] (0:10.72)	1:24.72 [5] (0:12.03)	1:12.69 [7] (0:11.98)	1:00.71 [5] (0:12.65)	0:48.06 [5] (0:12.02)	0:36.04 [4] (0:11.98)	0:24.06 [3] (0:11.89)	0:12.17 [1] (0:12.17)
Average Speed [km/h]	47.1	61.3	60.1	57.2	60.4	60.9	61.1	59.4
Top Speed [km/h]	61.0	62.6	62.5	58.5	61.4	62.1	62.7	61.2
Avg. Dist. to Rail [m]	10.0	2.9	2.6	2.5	1.6	2.8	5.5	6.6
Avg. Stride Freq. [Hz]	2.2	2.3	2.2	2.2	2.3	2.3	2.3	2.2
Avg. Stride Length [m]	6.1	7.5	7.5	7.3	7.5	7.5	7.2	7.2



- [] Ranking at each section and finish
- .-.- No data available at this section
- NA No data available



Horse/Jockey Name	Gentle Prince
Final Rank	2
Fastest Section Time (Section)	0:10.79 (Overall)
Top Speed [km/h] (Section)	63.0 (1400m)
Race State	Finished



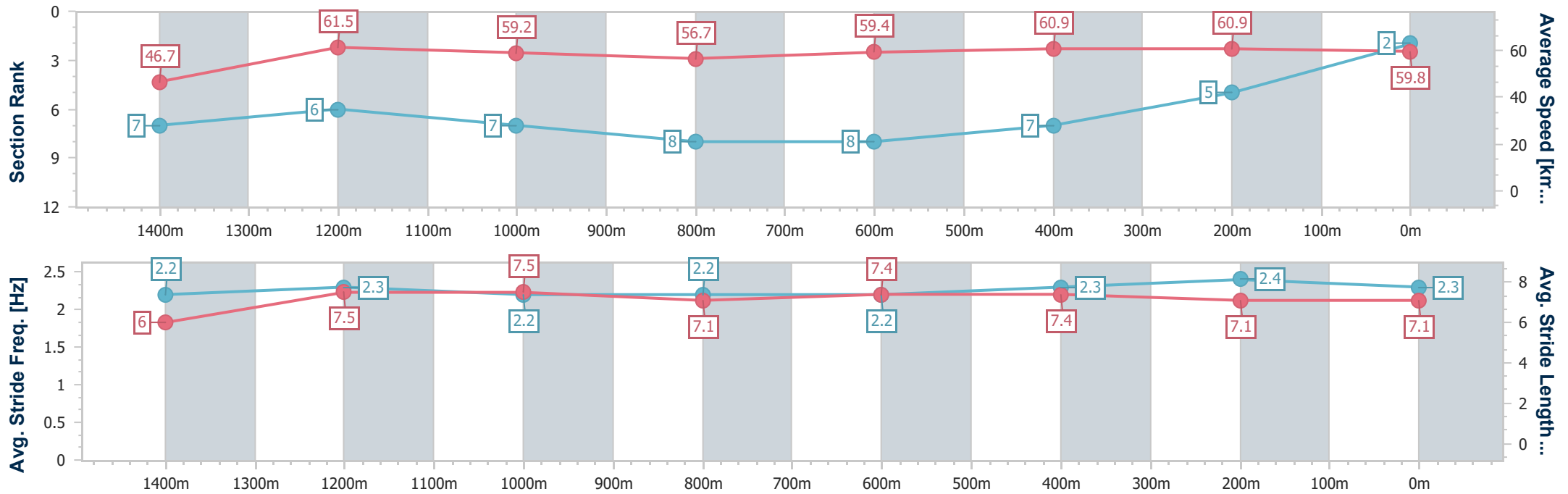
Aquis Park Gold Coast Poly QLD Professional
Race 7: COMMERCIAL KITCHEN COMPANY BENCHMARK 65
Handicap - 1540m



01 April 2023 - 16:40

Track Rating: Synthetic, Weather: Overcast, Rail Position: True

Section	Overall	1400m	1200m	1000m	800m	600m	400m	200m
Section Times	1:35.57 [2] (0:10.79)	1:24.78 [7] (0:11.81)	1:12.97 [6] (0:12.18)	1:00.79 [7] (0:12.74)	0:48.05 [8] (0:12.21)	0:35.84 [8] (0:11.82)	0:24.02 [7] (0:11.95)	0:12.07 [5] (0:12.07)
Average Speed [km/h]	46.7	61.5	59.2	56.7	59.4	60.9	60.9	59.8
Top Speed [km/h]	60.2	63.0	60.8	58.5	61.1	62.2	61.3	62.2
Avg. Dist. to Rail [m]	4.7	1.3	1.8	1.5	1.5	0.6	5.1	8.0
Avg. Stride Freq. [Hz]	2.2	2.3	2.2	2.2	2.2	2.3	2.4	2.3
Avg. Stride Length [m]	6.0	7.5	7.5	7.1	7.4	7.4	7.1	7.1



- [] Ranking at each section and finish
- .-.- No data available at this section
- NA No data available



Horse/Jockey Name	Danerock
Final Rank	3
Fastest Section Time (Section)	0:11.32 (Overall)
Top Speed [km/h] (Section)	63.5 (1200m)
Race State	Finished



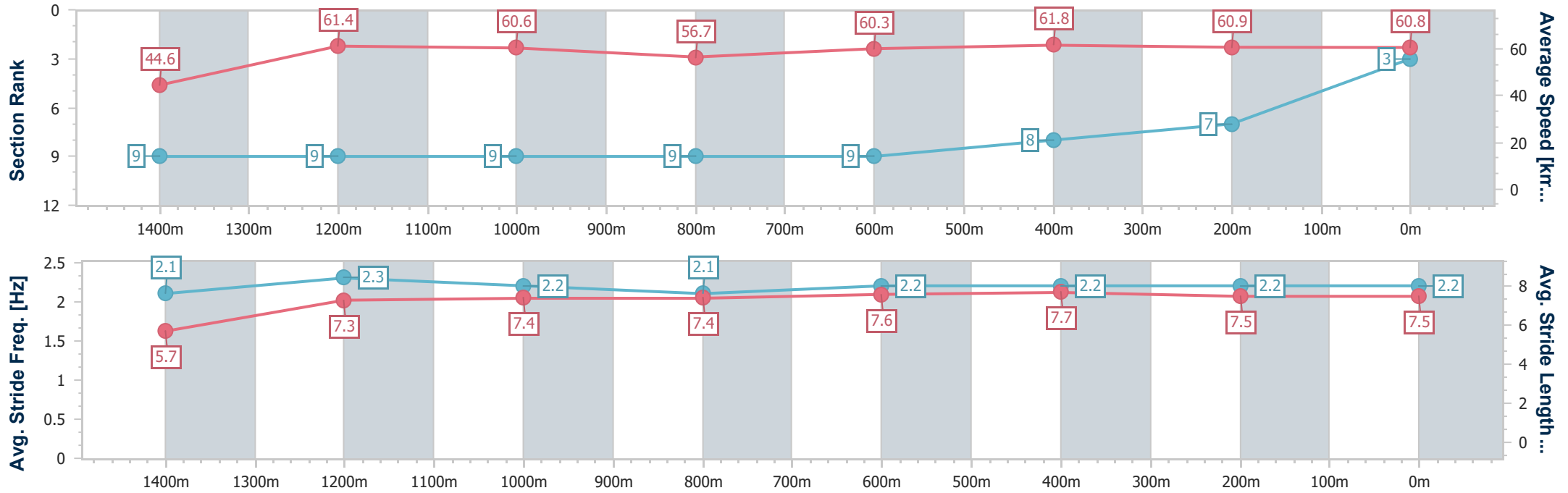
Aquis Park Gold Coast Poly QLD Professional
Race 7: COMMERCIAL KITCHEN COMPANY BENCHMARK 65
Handicap - 1540m



01 April 2023 - 16:40

Track Rating: Synthetic, Weather: Overcast, Rail Position: True

Section	Overall	1400m	1200m	1000m	800m	600m	400m	200m
Section Times	1:35.62 [3] (0:11.32)	1:24.30 [9] (0:11.98)	1:12.32 [9] (0:11.90)	1:00.42 [9] (0:12.77)	0:47.65 [9] (0:12.04)	0:35.61 [9] (0:11.80)	0:23.81 [8] (0:11.94)	0:11.87 [7] (0:11.87)
Average Speed [km/h]	44.6	61.4	60.6	56.7	60.3	61.8	60.9	60.8
Top Speed [km/h]	59.5	62.6	63.5	59.0	62.7	63.4	62.0	62.0
Avg. Dist. to Rail [m]	4.8	2.7	4.1	3.0	1.8	2.3	6.6	7.1
Avg. Stride Freq. [Hz]	2.1	2.3	2.2	2.1	2.2	2.2	2.2	2.2
Avg. Stride Length [m]	5.7	7.3	7.4	7.4	7.6	7.7	7.5	7.5



- [] Ranking at each section and finish
- .-.- No data available at this section
- NA No data available



Horse/Jockey Name	Freedom Avenue
Final Rank	4
Fastest Section Time (Section)	0:10.63 (Overall)
Top Speed [km/h] (Section)	63.7 (1400m)
Race State	Finished



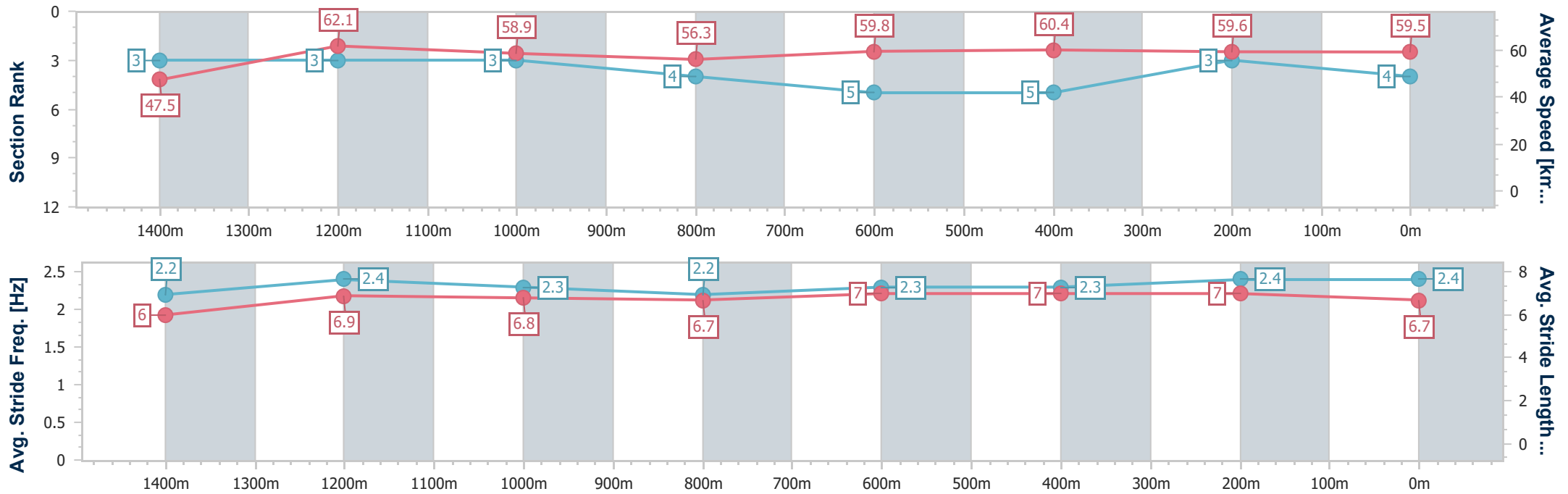
Aquis Park Gold Coast Poly QLD Professional
Race 7: COMMERCIAL KITCHEN COMPANY BENCHMARK 65
Handicap - 1540m



01 April 2023 - 16:40

Track Rating: Synthetic, Weather: Overcast, Rail Position: True

Section	Overall	1400m	1200m	1000m	800m	600m	400m	200m						
Section Times	1:35.74 [4] (0:10.63)	1:25.11 [3] (0:11.69)	1:13.42 [3] (0:12.23)	1:01.19 [3] (0:12.83)	0:48.36 [4] (0:12.12)	0:36.24 [5] (0:12.00)	0:24.24 [5] (0:12.11)	0:12.13 [3] (0:12.13)						
Average Speed [km/h]	47.5	62.1	58.9	56.3	59.8	60.4	59.6	59.5						
Top Speed [km/h]	62.4	63.7	61.0	57.6	61.1	61.2	60.6	60.3						
Avg. Dist. to Rail [m]	3.2	1.1	1.4	1.4	1.4	1.2	0.9	1.7						
Avg. Stride Freq. [Hz]	2.2	2.4	2.3	2.2	2.3	2.3	2.4	2.4						
Avg. Stride Length [m]	6.0	6.9	6.8	6.7	7.0	7.0	7.0	6.7						



- [] Ranking at each section and finish
- .-.- No data available at this section
- NA No data available



Horse/Jockey Name	Bury Road
Final Rank	5
Fastest Section Time (Section)	0:11.12 (Overall)
Top Speed [km/h] (Section)	63.2 (600m)
Race State	Finished



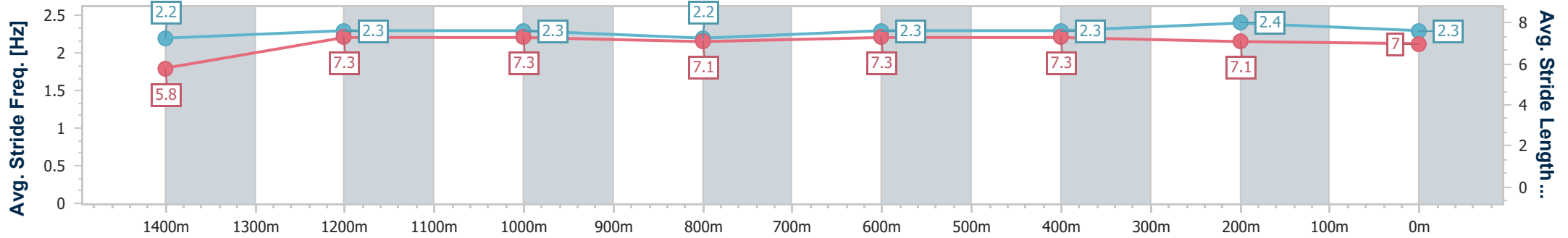
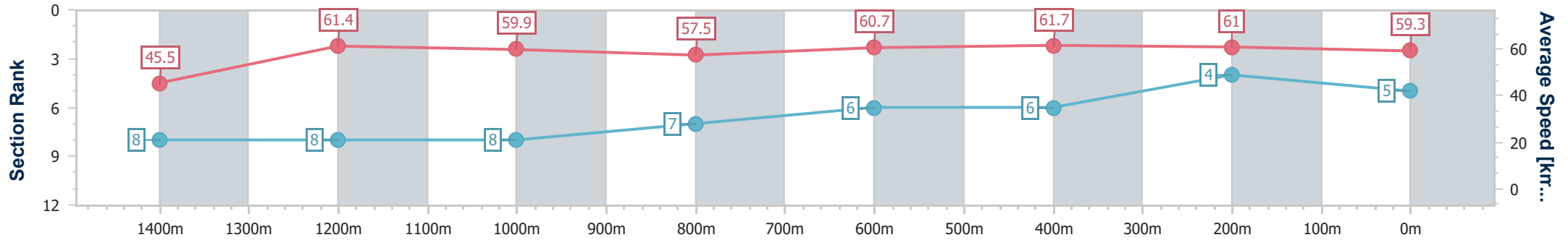
Aquis Park Gold Coast Poly QLD Professional
Race 7: COMMERCIAL KITCHEN COMPANY BENCHMARK 65
Handicap - 1540m



01 April 2023 - 16:40

Track Rating: Synthetic, Weather: Overcast, Rail Position: True

Section	Overall	1400m	1200m	1000m	800m	600m	400m	200m
Section Times	1:35.79 [5] (0:11.12)	1:24.67 [8] (0:11.86)	1:12.81 [8] (0:12.01)	1:00.80 [8] (0:12.63)	0:48.17 [7] (0:12.07)	0:36.10 [6] (0:11.92)	0:24.18 [6] (0:12.00)	0:12.18 [4] (0:12.18)
Average Speed [km/h]	45.5	61.4	59.9	57.5	60.7	61.7	61.0	59.3
Top Speed [km/h]	60.0	62.5	61.5	59.4	62.8	63.2	61.9	61.7
Avg. Dist. to Rail [m]	8.5	1.6	2.8	3.3	3.2	4.3	8.6	9.6
Avg. Stride Freq. [Hz]	2.2	2.3	2.3	2.2	2.3	2.3	2.4	2.3
Avg. Stride Length [m]	5.8	7.3	7.3	7.1	7.3	7.3	7.1	7.0



- [] Ranking at each section and finish
- .-.- No data available at this section
- NA No data available



Horse/Jockey Name	Idling By
Final Rank	6
Fastest Section Time (Section)	0:10.54 (Overall)
Top Speed [km/h] (Section)	65.4 (1400m)
Race State	Finished



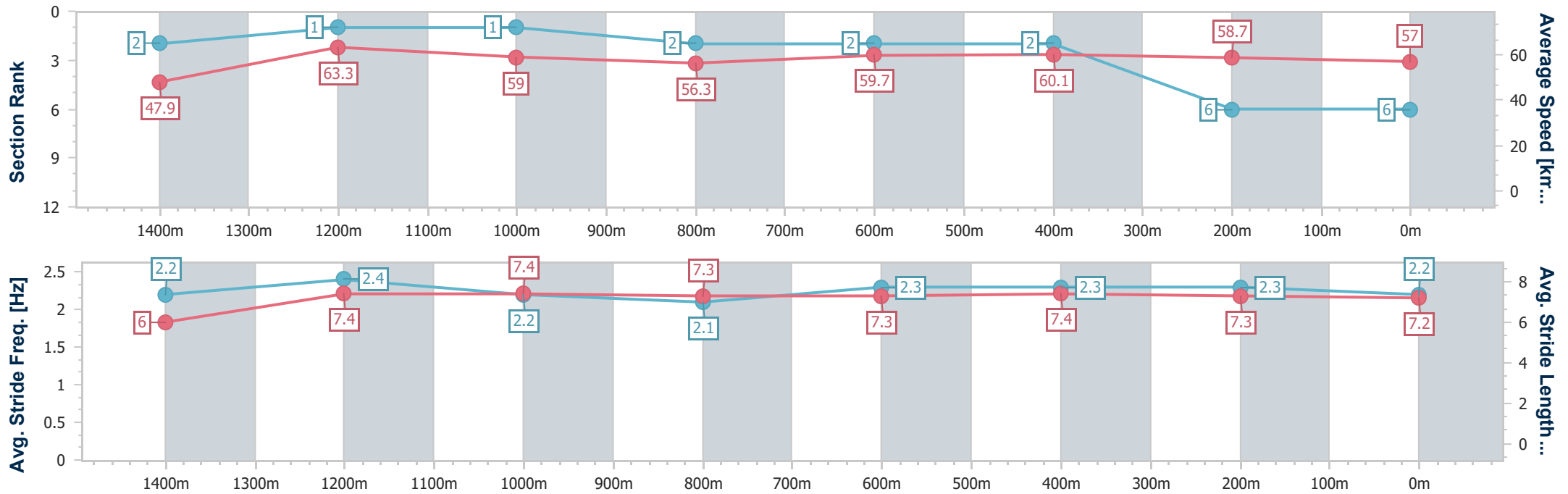
Aquis Park Gold Coast Poly QLD Professional
 Race 7: COMMERCIAL KITCHEN COMPANY BENCHMARK 65
 Handicap - 1540m



01 April 2023 - 16:40

Track Rating: Synthetic, Weather: Overcast, Rail Position: True

Section	Overall	1400m	1200m	1000m	800m	600m	400m	200m
Section Times	1:36.28 [6] (0:10.54)	1:25.74 [2] (0:11.54)	1:14.20 [1] (0:12.20)	1:02.00 [1] (0:12.82)	0:49.18 [2] (0:12.11)	0:37.07 [2] (0:12.07)	0:25.00 [2] (0:12.35)	0:12.65 [6] (0:12.65)
Average Speed [km/h]	47.9	63.3	59.0	56.3	59.7	60.1	58.7	57.0
Top Speed [km/h]	63.7	65.4	61.3	57.3	61.8	61.8	59.6	58.1
Avg. Dist. to Rail [m]	6.6	1.7	0.7	0.7	1.0	1.9	3.6	5.6
Avg. Stride Freq. [Hz]	2.2	2.4	2.2	2.1	2.3	2.3	2.3	2.2
Avg. Stride Length [m]	6.0	7.4	7.4	7.3	7.3	7.4	7.3	7.2



- [] Ranking at each section and finish
- .-.- No data available at this section
- NA No data available



Horse/Jockey Name	Emmy Regina
Final Rank	7
Fastest Section Time (Section)	0:10.20 (Overall)
Top Speed [km/h] (Section)	63.3 (Overall)
Race State	Finished



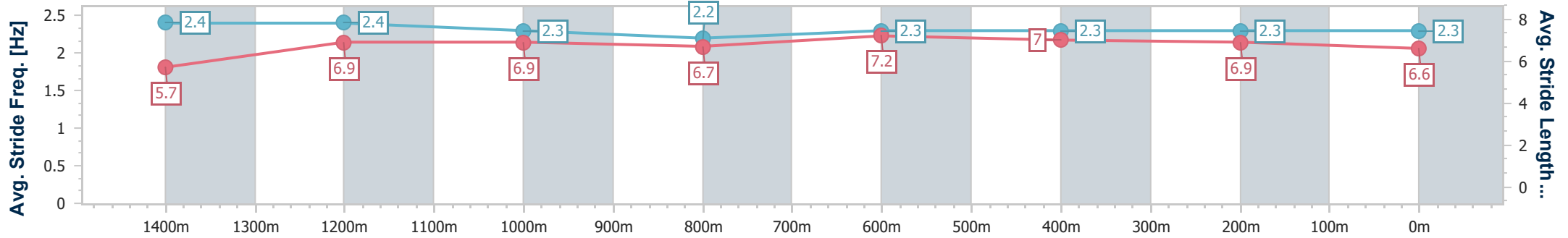
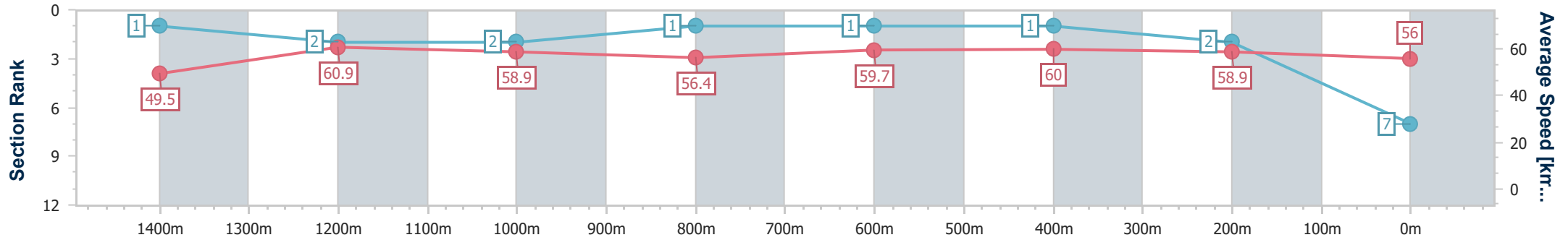
Aquis Park Gold Coast Poly QLD Professional
 Race 7: COMMERCIAL KITCHEN COMPANY BENCHMARK 65
 Handicap - 1540m



01 April 2023 - 16:40

Track Rating: Synthetic, Weather: Overcast, Rail Position: True

Section	Overall	1400m	1200m	1000m	800m	600m	400m	200m
Section Times	1:36.38 [7] (0:10.20)	1:26.18 [1] (0:11.91)	1:14.27 [2] (0:12.21)	1:02.06 [2] (0:12.77)	0:49.29 [1] (0:12.11)	0:37.18 [1] (0:12.02)	0:25.16 [1] (0:12.26)	0:12.90 [2] (0:12.90)
Average Speed [km/h]	49.5	60.9	58.9	56.4	59.7	60.0	58.9	56.0
Top Speed [km/h]	63.3	62.8	60.8	57.8	60.8	61.0	60.3	57.6
Avg. Dist. to Rail [m]	8.4	0.8	0.6	0.5	0.8	0.6	2.1	3.5
Avg. Stride Freq. [Hz]	2.4	2.4	2.3	2.2	2.3	2.3	2.3	2.3
Avg. Stride Length [m]	5.7	6.9	6.9	6.7	7.2	7.0	6.9	6.6



- [] Ranking at each section and finish
- .-.- No data available at this section
- NA No data available



Horse/Jockey Name	Sidewalk
Final Rank	8
Fastest Section Time (Section)	0:10.64 (Overall)
Top Speed [km/h] (Section)	64.1 (Overall)
Race State	Finished



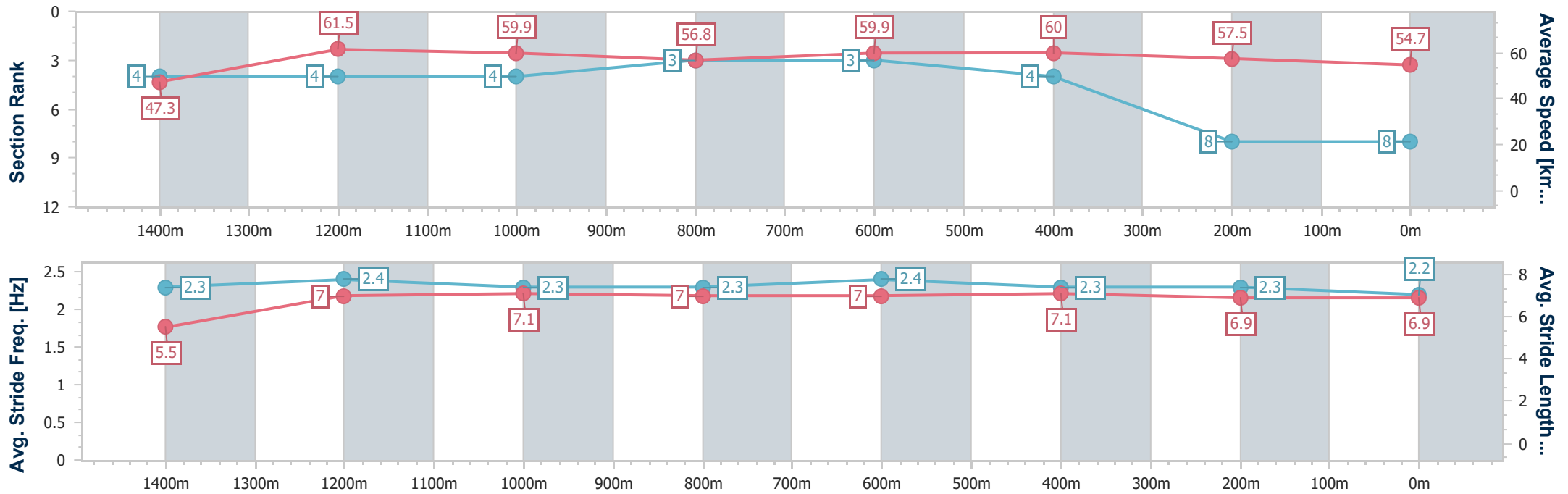
Aquis Park Gold Coast Poly QLD Professional
Race 7: COMMERCIAL KITCHEN COMPANY BENCHMARK 65
Handicap - 1540m



01 April 2023 - 16:40

Track Rating: Synthetic, Weather: Overcast, Rail Position: True

Section	Overall	1400m	1200m	1000m	800m	600m	400m	200m
Section Times	1:37.15 [8] (0:10.64)	1:26.51 [4] (0:11.83)	1:14.68 [4] (0:12.04)	1:02.64 [4] (0:12.71)	0:49.93 [3] (0:12.06)	0:37.87 [3] (0:12.04)	0:25.83 [4] (0:12.61)	0:13.22 [8] (0:13.22)
Average Speed [km/h]	47.3	61.5	59.9	56.8	59.9	60.0	57.5	54.7
Top Speed [km/h]	64.1	64.1	61.5	59.7	61.3	61.8	58.8	56.2
Avg. Dist. to Rail [m]	5.4	1.5	1.9	1.8	0.6	1.1	4.0	7.0
Avg. Stride Freq. [Hz]	2.3	2.4	2.3	2.3	2.4	2.3	2.3	2.2
Avg. Stride Length [m]	5.5	7.0	7.1	7.0	7.0	7.1	6.9	6.9



- [] Ranking at each section and finish
- .-.- No data available at this section
- NA No data available



Horse/Jockey Name	Fighting Magnus
Final Rank	9
Fastest Section Time (Section)	0:10.75 (Overall)
Top Speed [km/h] (Section)	62.7 (1400m)
Race State	Finished



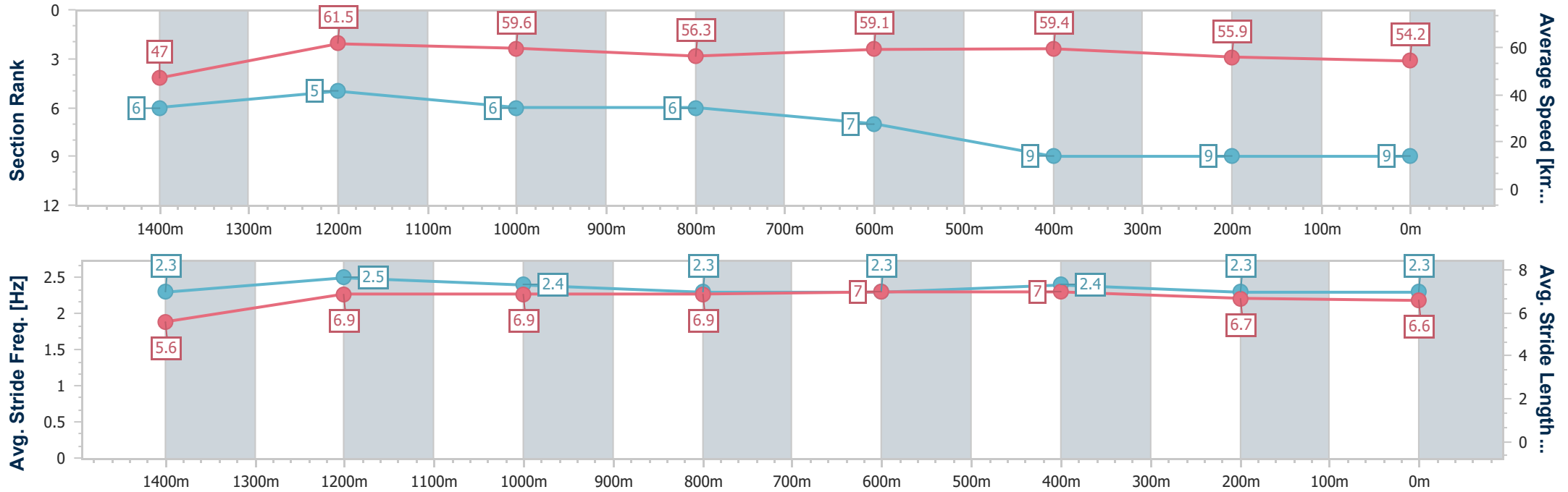
Aquis Park Gold Coast Poly QLD Professional
Race 7: COMMERCIAL KITCHEN COMPANY BENCHMARK 65
Handicap - 1540m



01 April 2023 - 16:40

Track Rating: Synthetic, Weather: Overcast, Rail Position: True

Section	Overall	1400m	1200m	1000m	800m	600m	400m	200m
Section Times	1:38.10 [9] (0:10.75)	1:27.35 [6] (0:11.86)	1:15.49 [5] (0:12.09)	1:03.40 [6] (0:12.82)	0:50.58 [6] (0:12.11)	0:38.47 [7] (0:12.21)	0:26.26 [9] (0:12.95)	0:13.31 [9] (0:13.31)
Average Speed [km/h]	47.0	61.5	59.6	56.3	59.1	59.4	55.9	54.2
Top Speed [km/h]	61.3	62.7	61.5	57.1	60.6	61.2	58.4	55.6
Avg. Dist. to Rail [m]	6.8	1.8	1.4	1.4	0.9	1.0	3.5	5.3
Avg. Stride Freq. [Hz]	2.3	2.5	2.4	2.3	2.3	2.4	2.3	2.3
Avg. Stride Length [m]	5.6	6.9	6.9	6.9	7.0	7.0	6.7	6.6



- [] Ranking at each section and finish
- .-.- No data available at this section
- NA No data available