



Doomben QLD Professional

Race 9: LADBROKES MICK DITTMAN PLATE - 1110m

22 April 2023 - 16:28



BRISBANE
RACING CLUB

Track Rating: Good 4, Weather: Fine, Rail Position: +3m Entire

Section		Overall	1000m	800m	600m	400m	200m	Last 600m					
Field Times		1:03.54 (0:08.27)	0:55.27 (0:10.25)	0:45.02 (0:10.73)	0:34.29 (0:11.13)	0:23.16 (0:11.37)	0:11.79 (0:11.79)	0:34.29					
Rank	TAB Horse/Jockey	Barrier	Top Speed [km/h]	Fastest Section	Margin						Distance Travelled [m]		
1	8 LADY LAGUNA Damien Thornton	2	70.9 1000m	0:08.41 Overall	1:03.54 [1] (0:08.41)	0:55.13 [5] (0:10.31)	0:44.82 [3] (0:10.73)	0:34.09 [4] (0:11.11)	0:22.98 [4] (0:11.32)	0:11.66 [4] (0:11.66)	1:03.54	0:34.09	
2	1 SWISS EXILE Brodie Loy	8	69.8 1000m	0:08.68 Overall	1:03.60 [2] (0:08.68)	0:54.92 [10] (0:10.63)	0:44.29 [10] (0:10.61)	0:33.68 [10] (0:11.19)	0:22.49 [11] (0:10.96)	0:11.53 [6] (0:11.53)	0.36L	0:33.68	+1
3	5 LUBRICATION Ashley Morgan	14	69.6 800m	0:08.97 Overall	1:03.76 [3] (0:08.97)	0:54.79 [12] (0:10.66)	0:44.13 [12] (0:10.58)	0:33.55 [12] (0:10.98)	0:22.57 [12] (0:11.03)	0:11.54 [8] (0:11.54)	1.32L	0:33.55	+0
4	13 MIDNIGHT IN TOKYO Tom Sherry	7	68.8 800m	0:08.99 Overall	1:03.85 [4] (0:08.99)	0:54.86 [13] (0:11.00)	0:43.86 [13] (0:10.66)	0:33.20 [13] (0:10.81)	0:22.39 [13] (0:11.00)	0:11.39 [13] (0:11.39)	1.81L	0:33.20	-1
5	6 GOLDEN BOOM Ryan Maloney	10	70.6 1000m	0:08.36 Overall	1:03.86 [5] (0:08.36)	0:55.50 [2] (0:10.40)	0:45.10 [4] (0:10.69)	0:34.41 [3] (0:11.11)	0:23.30 [3] (0:11.30)	0:12.00 [3] (0:12.00)	1.86L	0:34.41	+5
6	4 END ASSEMBLY Justin Stanley	5	70.8 Overall	0:08.46 Overall	1:04.07 [6] (0:08.46)	0:55.61 [6] (0:10.33)	0:45.28 [5] (0:10.73)	0:34.55 [5] (0:11.15)	0:23.40 [5] (0:11.37)	0:12.03 [5] (0:12.03)	3.11L	0:34.55	+1
7	7 DEER TRAIL Kyle Wilson-Taylor	3	69.7 800m	0:08.81 Overall	1:04.08 [7] (0:08.81)	0:55.27 [11] (0:10.69)	0:44.58 [11] (0:10.63)	0:33.95 [11] (0:10.95)	0:23.00 [9] (0:11.31)	0:11.69 [10] (0:11.69)	3.16L	0:33.95	+3
8	2 SPIRITUALISED James Orman	16	70.9 1000m	0:08.37 Overall	1:04.32 [8] (0:08.37)	0:55.95 [3] (0:10.21)	0:45.74 [2] (0:10.69)	0:35.05 [2] (0:11.11)	0:23.94 [1] (0:11.39)	0:12.55 [2] (0:12.55)	4.62L	0:35.05	+2
9	17 BEZIQUE Angela Jones	12	70.6 1000m	0:08.27 Overall	1:04.39 [9] (0:08.27)	0:56.12 [1] (0:10.25)	0:45.87 [1] (0:10.73)	0:35.14 [1] (0:11.18)	0:23.96 [2] (0:11.32)	0:12.64 [1] (0:12.64)	5.02L	0:35.14	+3
10	18 MISS WALLFLOWER Michael Cahill	6	69.1 600m	0:09.32 Overall	1:04.54 [10] (0:09.32)	0:55.22 [14] (0:10.74)	0:44.48 [14] (0:10.73)	0:33.75 [14] (0:10.87)	0:22.88 [14] (0:11.14)	0:11.74 [14] (0:11.74)	5.87L	0:33.75	+0

Scratched: Kote (#3), Spirit Queen (#11), Flaming Conquest (#12), Moonlight Grace (#15), Goblin' De Quo (#16), Deep Fire (#20)



Doomben QLD Professional

Race 9: LADBROKES MICK DITTMAN PLATE - 1110m

22 April 2023 - 16:28



BRISBANE
RACING CLUB

Track Rating: Good 4, Weather: Fine, Rail Position: +3m Entire

Section	Overall	1000m	800m	600m	400m	200m	Last 600m
Field Times	1:03.54 (0:08.27)	0:55.27 (0:10.25)	0:45.02 (0:10.73)	0:34.29 (0:11.13)	0:23.16 (0:11.37)	0:11.79 (0:11.79)	0:34.29

Rank	TAB	Horse/Jockey	Barrier	Top Speed [km/h]	Fastest Section	Overall	1000m	800m	600m	400m	200m	Margin	Last 600m	Distance Travelled [m]
11	14	CONTROLOCRACY Samantha Collett	1	69.8 1000m	0:08.60 Overall	1:04.60 [11] (0:08.60)	0:56.00 [7] (0:10.43)	0:45.57 [8] (0:10.74)	0:34.83 [8] (0:11.07)	0:23.76 [7] (0:11.32)	0:12.44 [7] (0:12.44)	6.25L	0:34.83	+0
12	9	EXO LADY Jim Byrne	17	69.5 1000m	0:08.62 Overall	1:04.64 [12] (0:08.62)	0:56.02 [8] (0:10.55)	0:45.47 [9] (0:10.72)	0:34.75 [9] (0:11.20)	0:23.55 [10] (0:11.36)	0:12.19 [12] (0:12.19)	6.47L	0:34.75	+6
13	10	CHINNY BOOM Ben Thompson	11	70.8 1000m	0:08.37 Overall	1:04.86 [13] (0:08.37)	0:56.49 [4] (0:10.53)	0:45.96 [6] (0:10.76)	0:35.20 [6] (0:11.12)	0:24.08 [6] (0:11.44)	0:12.64 [9] (0:12.64)	7.77L	0:35.20	+6
14	19	RING OF STEEL Mark Du Plessis	4	70.6 1000m	0:08.64 Overall	1:05.07 [14] (0:08.64)	0:56.43 [9] (0:10.37)	0:46.06 [7] (0:10.74)	0:35.32 [7] (0:11.16)	0:24.16 [8] (0:11.51)	0:12.65 [11] (0:12.65)	9.02L	0:35.32	+4

Scratched: Kote (#3), Spirit Queen (#11), Flaming Conquest (#12), Moonlight Grace (#15), Goblin' De Quo (#16), Deep Fire (#20)

[] Ranking at each section and finish
 -:-:-:- No data available at this section
 NA No data available

SCN Saddle cloth number
 DNF Did not finish
 DNT Did not track



Horse/Jockey Name	Lady Laguna
Final Rank	1
Fastest Section Time (Section)	0:08.41 (Overall)
Top Speed [km/h] (Section)	70.9 (1000m)
Race State	Finished



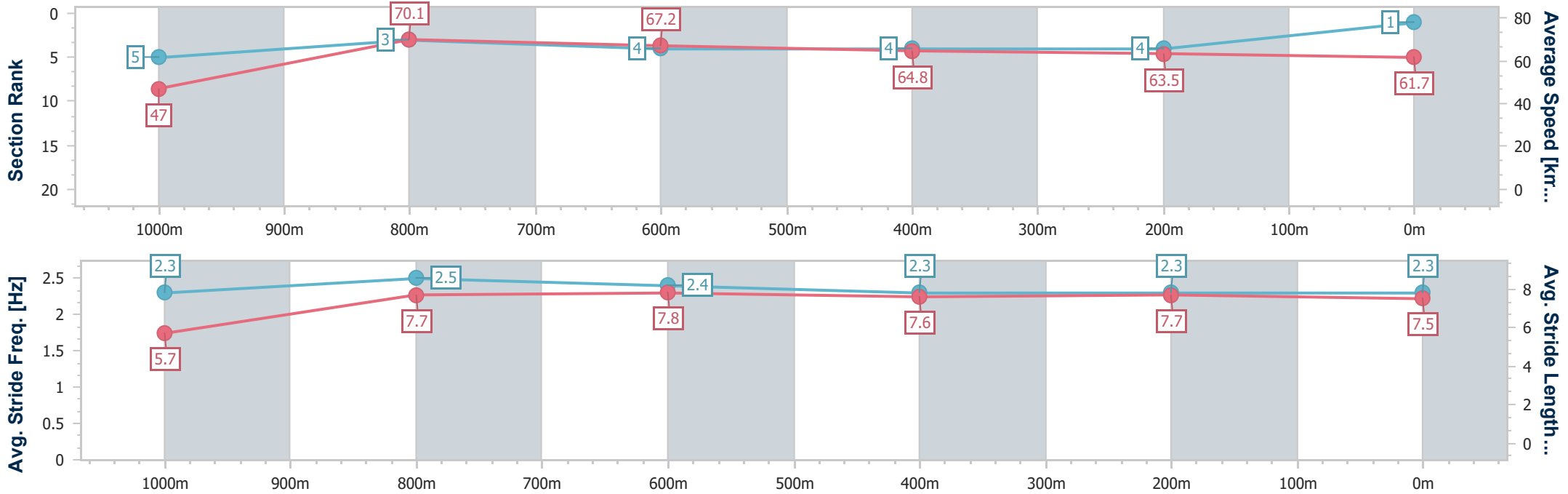
Doomben QLD Professional
Race 9: LADBROKES MICK DITTMAN PLATE - 1110m



22 April 2023 - 16:28
Track Rating: Good 4, Weather: Fine, Rail Position: +3m Entire

BRISBANE RACING CLUB

Section	Overall	1000m	800m	600m	400m	200m
Section Times	1:03.54 [1] (0:08.41)	0:55.13 [5] (0:10.31)	0:44.82 [3] (0:10.73)	0:34.09 [4] (0:11.11)	0:22.98 [4] (0:11.32)	0:11.66 [4] (0:11.66)
Average Speed [km/h]	47.0	70.1	67.2	64.8	63.5	61.7
Top Speed [km/h]	66.8	70.9	67.8	66.9	64.0	63.5
Avg. Dist. to Rail [m]	2.0	0.6	0.3	0.6	0.8	0.3
Avg. Stride Freq. [Hz]	2.3	2.5	2.4	2.3	2.3	2.3
Avg. Stride Length [m]	5.7	7.7	7.8	7.6	7.7	7.5



- [] Ranking at each section and finish
- .-.- No data available at this section
- NA No data available



Horse/Jockey Name	Swiss Exile
Final Rank	2
Fastest Section Time (Section)	0:08.68 (Overall)
Top Speed [km/h] (Section)	69.8 (1000m)
Race State	Finished

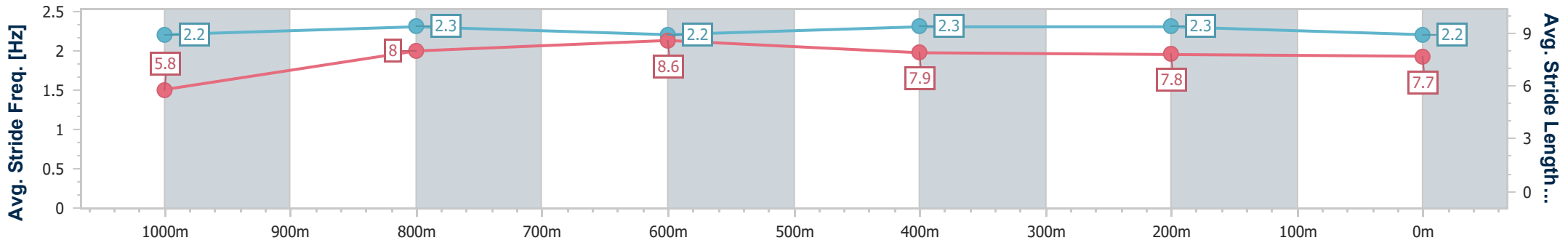
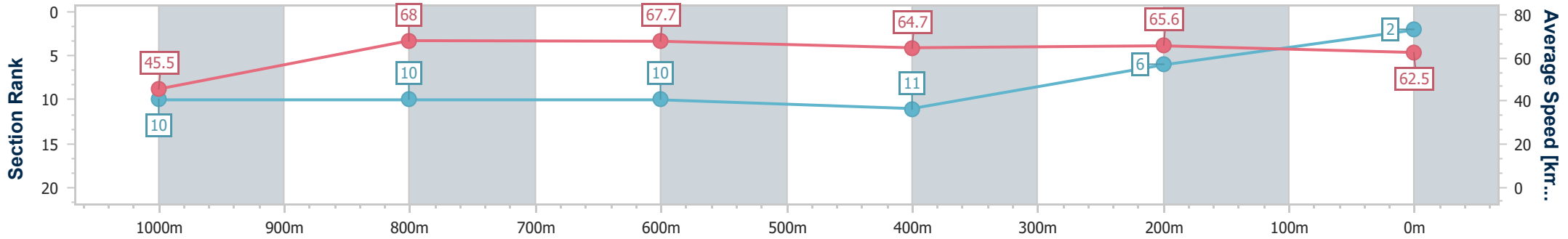


Doomben QLD Professional
Race 9: LADBROKES MICK DITTMAN PLATE - 1110m
 22 April 2023 - 16:28
 Track Rating: Good 4, Weather: Fine, Rail Position: +3m Entire



BRISBANE
RACING CLUB

Section	Overall	1000m	800m	600m	400m	200m
Section Times	1:03.60 [2] (0:08.68)	0:54.92 [10] (0:10.63)	0:44.29 [10] (0:10.61)	0:33.68 [10] (0:11.19)	0:22.49 [11] (0:10.96)	0:11.53 [6] (0:11.53)
Average Speed [km/h]	45.5	68.0	67.7	64.7	65.6	62.5
Top Speed [km/h]	64.5	69.8	69.2	67.2	69.0	66.4
Avg. Dist. to Rail [m]	5.1	1.8	0.5	1.0	1.6	2.0
Avg. Stride Freq. [Hz]	2.2	2.3	2.2	2.3	2.3	2.2
Avg. Stride Length [m]	5.8	8.0	8.6	7.9	7.8	7.7



- [] Ranking at each section and finish
- .-.- No data available at this section
- NA No data available



Horse/Jockey Name	Lubrication
Final Rank	3
Fastest Section Time (Section)	0:08.97 (Overall)
Top Speed [km/h] (Section)	69.6 (800m)
Race State	Finished

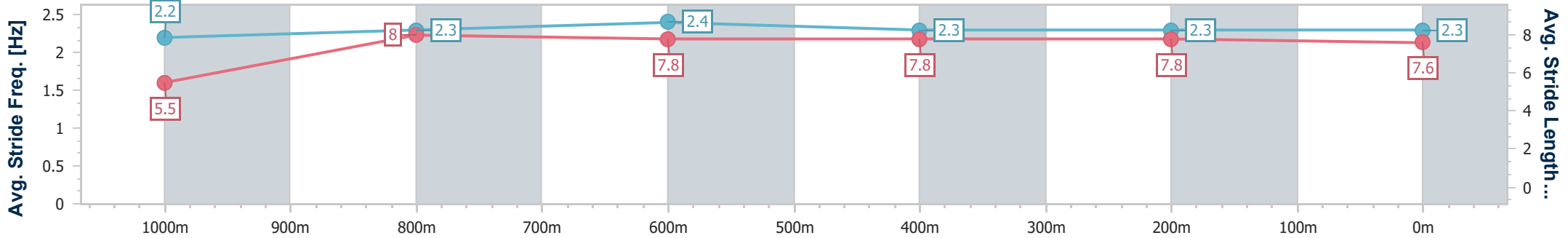
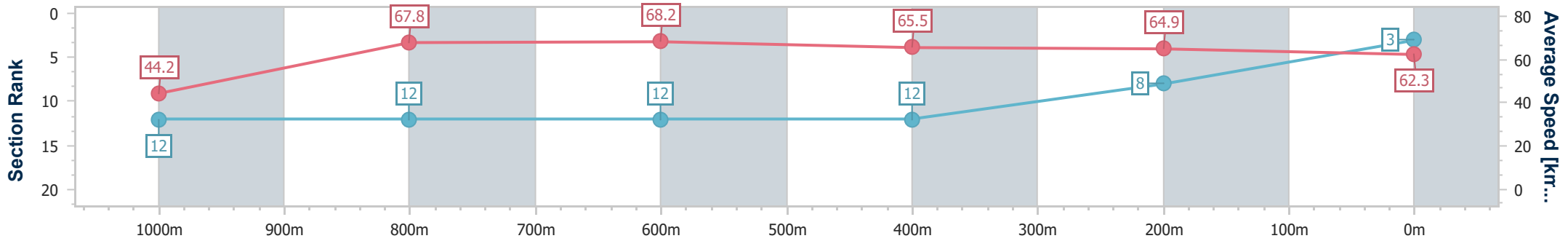


Doomben QLD Professional
Race 9: LADBROKES MICK DITTMAN PLATE - 1110m
 22 April 2023 - 16:28
 Track Rating: Good 4, Weather: Fine, Rail Position: +3m Entire



BRISBANE
 RACING CLUB

Section	Overall	1000m	800m	600m	400m	200m
Section Times	1:03.76 [3] (0:08.97)	0:54.79 [12] (0:10.66)	0:44.13 [12] (0:10.58)	0:33.55 [12] (0:10.98)	0:22.57 [12] (0:11.03)	0:11.54 [8] (0:11.54)
Average Speed [km/h]	44.2	67.8	68.2	65.5	64.9	62.3
Top Speed [km/h]	64.3	69.3	69.6	67.4	66.8	64.9
Avg. Dist. to Rail [m]	7.6	1.6	0.4	0.6	1.0	2.3
Avg. Stride Freq. [Hz]	2.2	2.3	2.4	2.3	2.3	2.3
Avg. Stride Length [m]	5.5	8.0	7.8	7.8	7.8	7.6



- [] Ranking at each section and finish
- .-.- No data available at this section
- NA No data available



Horse/Jockey Name	Midnight In Tokyo
Final Rank	4
Fastest Section Time (Section)	0:08.99 (Overall)
Top Speed [km/h] (Section)	68.8 (800m)
Race State	Finished

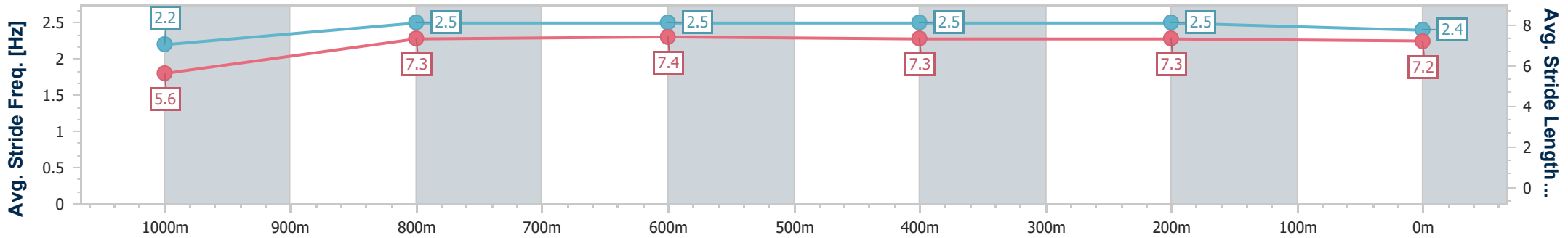
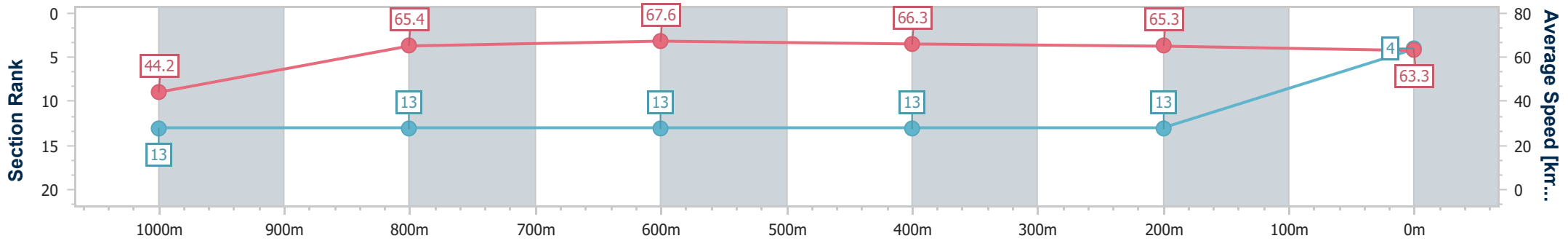


Doomben QLD Professional
 Race 9: LADBROKES MICK DITTMAN PLATE - 1110m
 22 April 2023 - 16:28
 Track Rating: Good 4, Weather: Fine, Rail Position: +3m Entire



BRISBANE
 RACING CLUB

Section	Overall	1000m	800m	600m	400m	200m
Section Times	1:03.85 [4] (0:08.99)	0:54.86 [13] (0:11.00)	0:43.86 [13] (0:10.66)	0:33.20 [13] (0:10.81)	0:22.39 [13] (0:11.00)	0:11.39 [13] (0:11.39)
Average Speed [km/h]	44.2	65.4	67.6	66.3	65.3	63.3
Top Speed [km/h]	63.4	67.6	68.8	67.6	67.2	65.1
Avg. Dist. to Rail [m]	4.4	0.7	0.3	0.8	1.7	4.8
Avg. Stride Freq. [Hz]	2.2	2.5	2.5	2.5	2.5	2.4
Avg. Stride Length [m]	5.6	7.3	7.4	7.3	7.3	7.2



- [] Ranking at each section and finish
- .-.- No data available at this section
- NA No data available



Horse/Jockey Name	Golden Boom
Final Rank	5
Fastest Section Time (Section)	0:08.36 (Overall)
Top Speed [km/h] (Section)	70.6 (1000m)
Race State	Finished

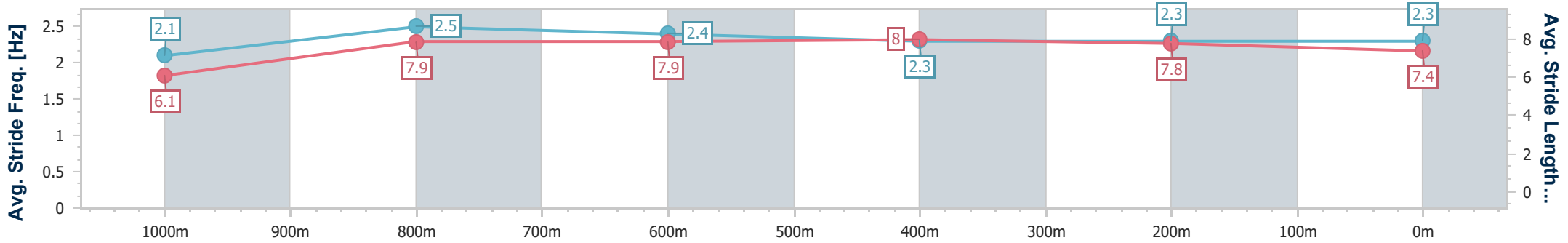
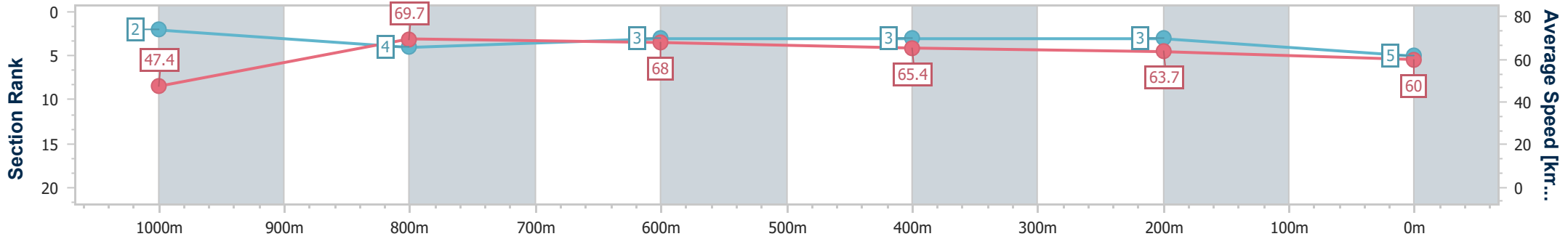


Doomben QLD Professional
 Race 9: LADBROKES MICK DITTMAN PLATE - 1110m
 22 April 2023 - 16:28
 Track Rating: Good 4, Weather: Fine, Rail Position: +3m Entire



BRISBANE
 RACING CLUB

Section	Overall	1000m	800m	600m	400m	200m
Section Times	1:03.86 [5] (0:08.36)	0:55.50 [2] (0:10.40)	0:45.10 [4] (0:10.69)	0:34.41 [3] (0:11.11)	0:23.30 [3] (0:11.30)	0:12.00 [3] (0:12.00)
Average Speed [km/h]	47.4	69.7	68.0	65.4	63.7	60.0
Top Speed [km/h]	68.1	70.6	69.8	67.0	64.8	62.8
Avg. Dist. to Rail [m]	6.7	2.4	2.0	1.5	0.7	1.0
Avg. Stride Freq. [Hz]	2.1	2.5	2.4	2.3	2.3	2.3
Avg. Stride Length [m]	6.1	7.9	7.9	8.0	7.8	7.4



- [] Ranking at each section and finish
- .-.- No data available at this section
- NA No data available



Horse/Jockey Name	End Assembly
Final Rank	6
Fastest Section Time (Section)	0:08.46 (Overall)
Top Speed [km/h] (Section)	70.8 (Overall)
Race State	Finished

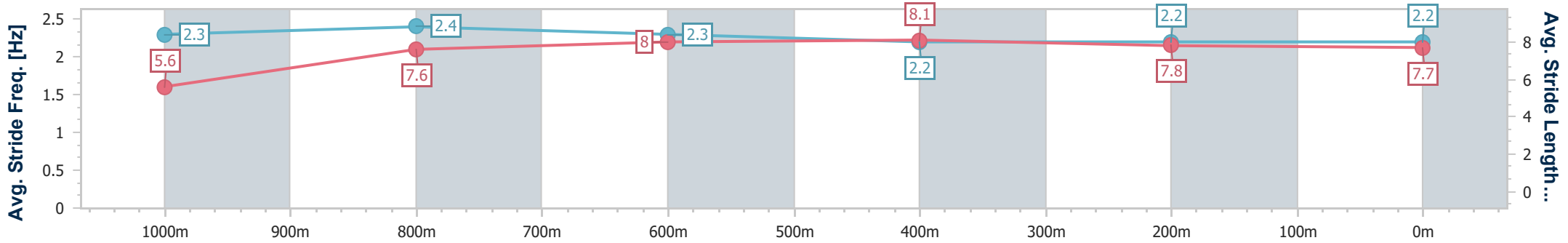
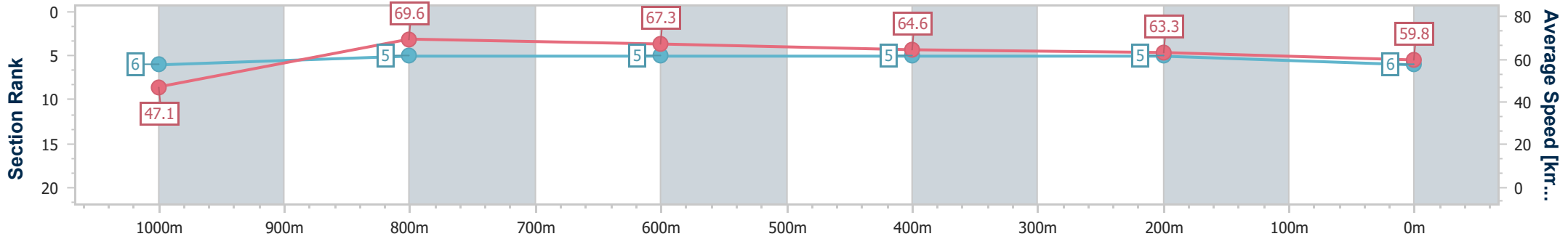


Doomben QLD Professional
 Race 9: LADBROKES MICK DITTMAN PLATE - 1110m
 22 April 2023 - 16:28
 Track Rating: Good 4, Weather: Fine, Rail Position: +3m Entire



BRISBANE
 RACING CLUB

Section	Overall	1000m	800m	600m	400m	200m
Section Times	1:04.07 [6] (0:08.46)	0:55.61 [6] (0:10.33)	0:45.28 [5] (0:10.73)	0:34.55 [5] (0:11.15)	0:23.40 [5] (0:11.37)	0:12.03 [5] (0:12.03)
Average Speed [km/h]	47.1	69.6	67.3	64.6	63.3	59.8
Top Speed [km/h]	70.8	70.2	68.8	66.5	64.5	62.7
Avg. Dist. to Rail [m]	3.4	1.5	0.5	0.5	0.6	1.8
Avg. Stride Freq. [Hz]	2.3	2.4	2.3	2.2	2.2	2.2
Avg. Stride Length [m]	5.6	7.6	8.0	8.1	7.8	7.7



- [] Ranking at each section and finish
- .-.- No data available at this section
- NA No data available



Horse/Jockey Name	Deer Trail
Final Rank	7
Fastest Section Time (Section)	0:08.81 (Overall)
Top Speed [km/h] (Section)	69.7 (800m)
Race State	Finished

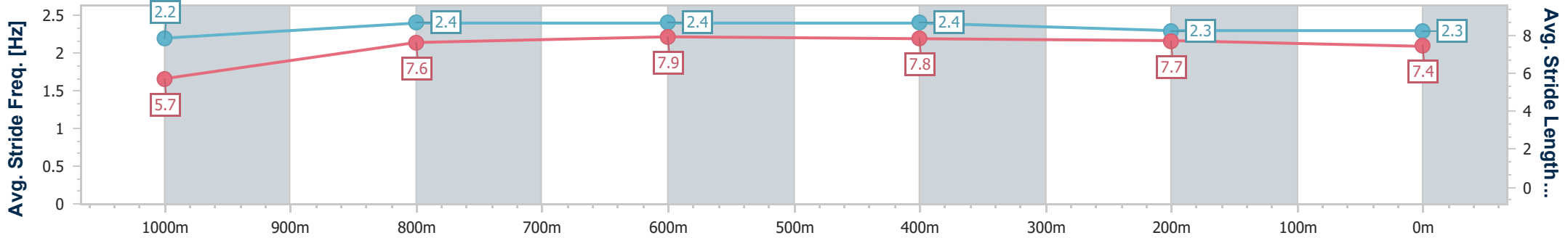
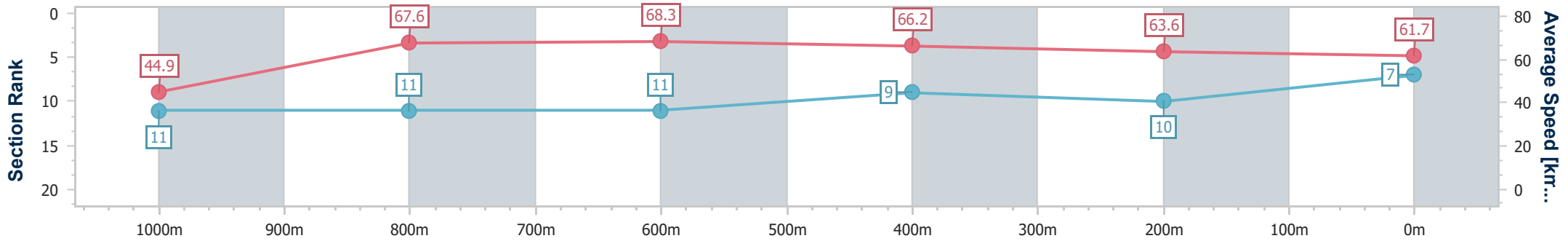


Doomben QLD Professional
 Race 9: LADBROKES MICK DITTMAN PLATE - 1110m
 22 April 2023 - 16:28
 Track Rating: Good 4, Weather: Fine, Rail Position: +3m Entire



BRISBANE
RACING CLUB

Section	Overall	1000m	800m	600m	400m	200m
Section Times	1:04.08 [7] (0:08.81)	0:55.27 [11] (0:10.69)	0:44.58 [11] (0:10.63)	0:33.95 [11] (0:10.95)	0:23.00 [9] (0:11.31)	0:11.69 [10] (0:11.69)
Average Speed [km/h]	44.9	67.6	68.3	66.2	63.6	61.7
Top Speed [km/h]	65.1	69.3	69.7	67.6	65.2	63.9
Avg. Dist. to Rail [m]	2.0	0.9	1.4	1.3	1.1	0.9
Avg. Stride Freq. [Hz]	2.2	2.4	2.4	2.4	2.3	2.3
Avg. Stride Length [m]	5.7	7.6	7.9	7.8	7.7	7.4



- [] Ranking at each section and finish
- .-.- No data available at this section
- NA No data available



Horse/Jockey Name	Spiritualised
Final Rank	8
Fastest Section Time (Section)	0:08.37 (Overall)
Top Speed [km/h] (Section)	70.9 (1000m)
Race State	Finished

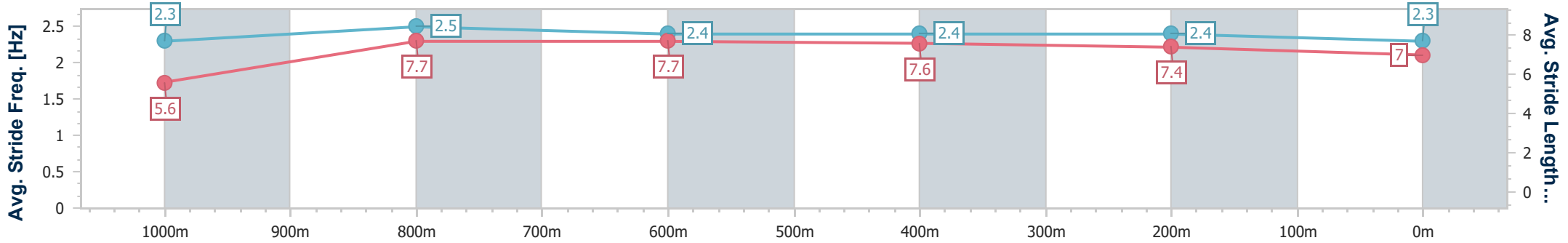
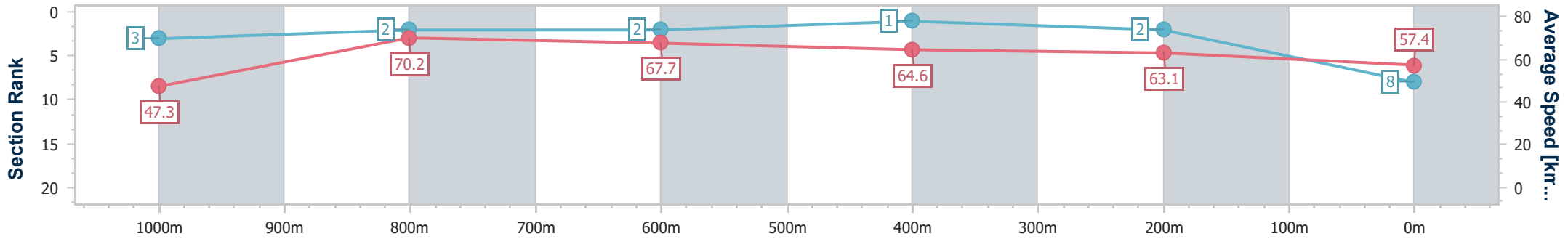


Doomben QLD Professional
 Race 9: LADBROKES MICK DITTMAN PLATE - 1110m
 22 April 2023 - 16:28
 Track Rating: Good 4, Weather: Fine, Rail Position: +3m Entire



BRISBANE
 RACING CLUB

Section	Overall	1000m	800m	600m	400m	200m
Section Times	1:04.32 [8] (0:08.37)	0:55.95 [3] (0:10.21)	0:45.74 [2] (0:10.69)	0:35.05 [2] (0:11.11)	0:23.94 [1] (0:11.39)	0:12.55 [2]
Average Speed [km/h]	47.3	70.2	67.7	64.6	63.1	57.4
Top Speed [km/h]	68.2	70.9	70.3	67.1	64.7	61.9
Avg. Dist. to Rail [m]	10.9	4.6	1.0	0.6	0.7	0.3
Avg. Stride Freq. [Hz]	2.3	2.5	2.4	2.4	2.4	2.3
Avg. Stride Length [m]	5.6	7.7	7.7	7.6	7.4	7.0



- [] Ranking at each section and finish
- .-.- No data available at this section
- NA No data available



Horse/Jockey Name	Bezique
Final Rank	9
Fastest Section Time (Section)	0:08.27 (Overall)
Top Speed [km/h] (Section)	70.6 (1000m)
Race State	Finished



Doomben QLD Professional
Race 9: LADBROKES MICK DITTMAN PLATE - 1110m

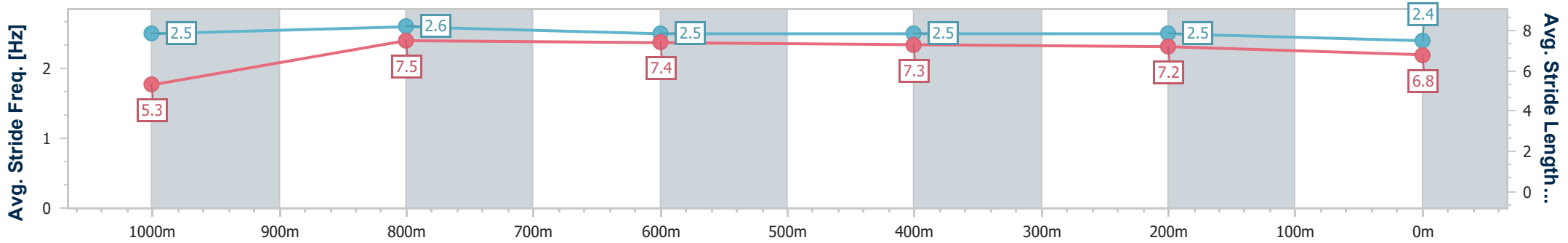
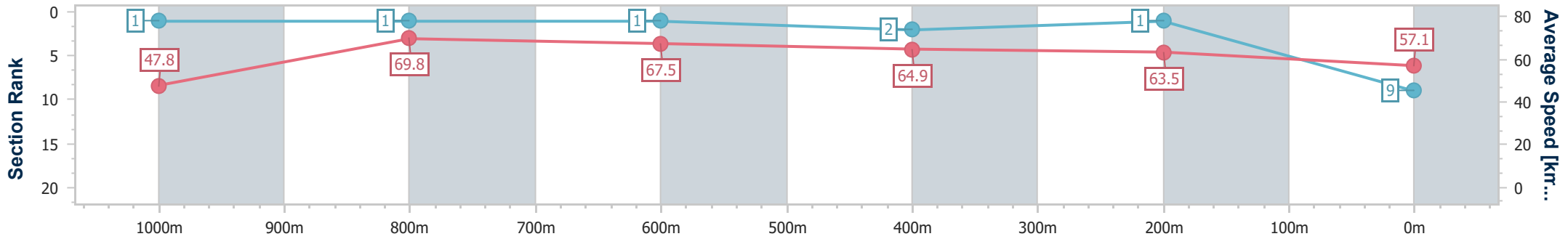
22 April 2023 - 16:28

Track Rating: Good 4, Weather: Fine, Rail Position: +3m Entire



BRISBANE RACING CLUB

Section	Overall	1000m	800m	600m	400m	200m
Section Times	1:04.39 [9] (0:08.27)	0:56.12 [1] (0:10.25)	0:45.87 [1] (0:10.73)	0:35.14 [1] (0:11.18)	0:23.96 [2] (0:11.32)	0:12.64 [1] (0:12.64)
Average Speed [km/h]	47.8	69.8	67.5	64.9	63.5	57.1
Top Speed [km/h]	68.6	70.6	68.7	67.1	64.6	61.8
Avg. Dist. to Rail [m]	9.2	2.9	1.2	1.4	0.4	1.3
Avg. Stride Freq. [Hz]	2.5	2.6	2.5	2.5	2.5	2.4
Avg. Stride Length [m]	5.3	7.5	7.4	7.3	7.2	6.8



- [] Ranking at each section and finish
- .-.- No data available at this section
- NA No data available



Horse/Jockey Name	Miss Wallflower
Final Rank	10
Fastest Section Time (Section)	0:09.32 (Overall)
Top Speed [km/h] (Section)	69.1 (600m)
Race State	Finished

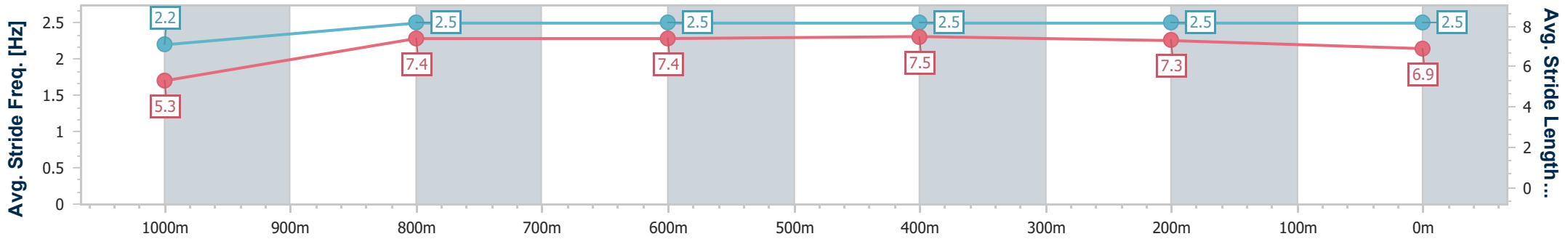
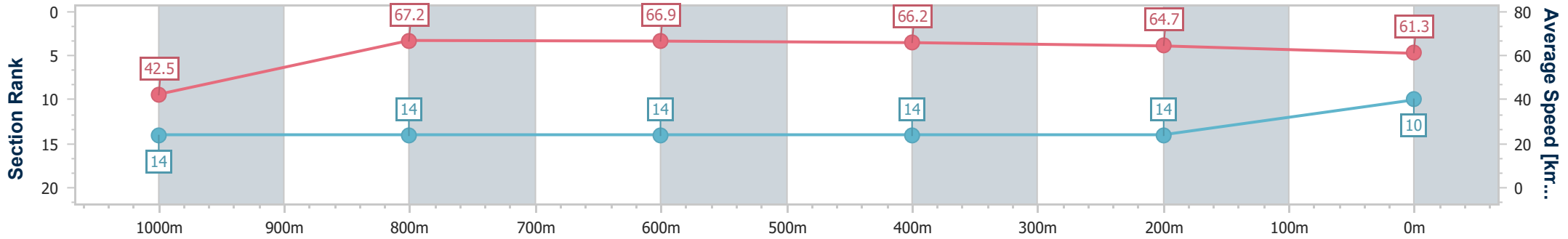


Doomben QLD Professional
 Race 9: LADBROKES MICK DITTMAN PLATE - 1110m
 22 April 2023 - 16:28
 Track Rating: Good 4, Weather: Fine, Rail Position: +3m Entire



BRISBANE
 RACING CLUB

Section	Overall	1000m	800m	600m	400m	200m
Section Times	1:04.54 [10] (0:09.32)	0:55.22 [14] (0:10.74)	0:44.48 [14] (0:10.73)	0:33.75 [14] (0:10.87)	0:22.88 [14] (0:11.14)	0:11.74 [14] (0:11.74)
Average Speed [km/h]	42.5	67.2	66.9	66.2	64.7	61.3
Top Speed [km/h]	64.5	68.3	68.3	69.1	65.6	64.2
Avg. Dist. to Rail [m]	3.1	1.0	0.4	0.5	2.2	7.4
Avg. Stride Freq. [Hz]	2.2	2.5	2.5	2.5	2.5	2.5
Avg. Stride Length [m]	5.3	7.4	7.4	7.5	7.3	6.9



- [] Ranking at each section and finish
- .-.- No data available at this section
- NA No data available



Horse/Jockey Name	Controlocracy
Final Rank	11
Fastest Section Time (Section)	0:08.60 (Overall)
Top Speed [km/h] (Section)	69.8 (1000m)
Race State	Finished

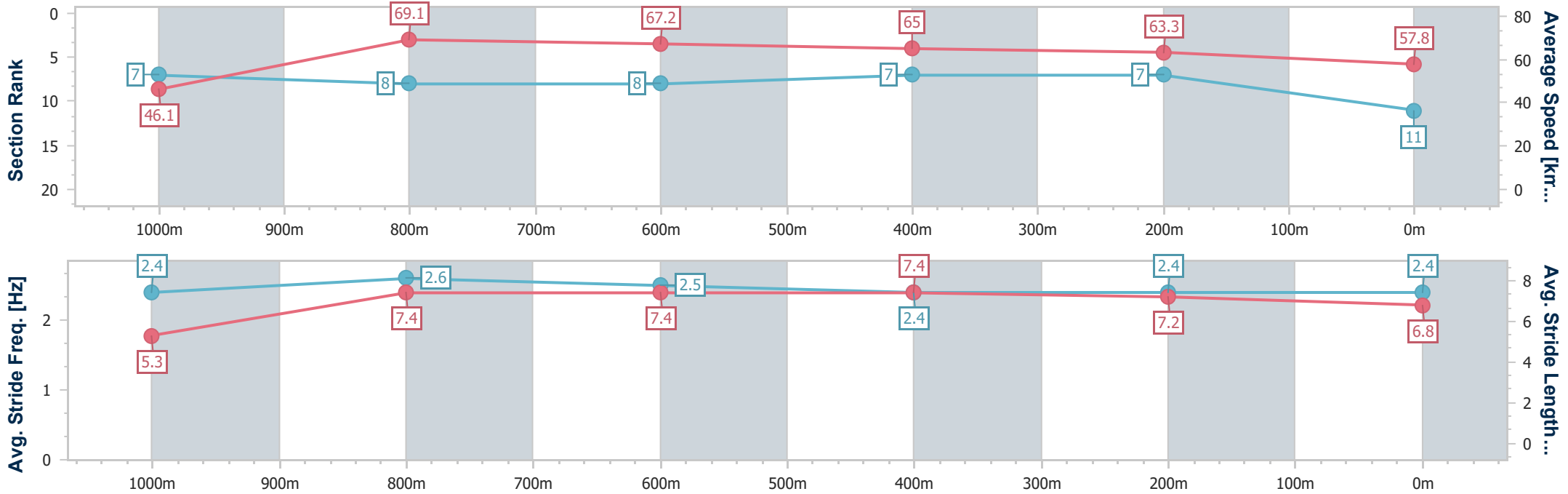


Doomben QLD Professional
Race 9: LADBROKES MICK DITTMAN PLATE - 1110m
 22 April 2023 - 16:28
 Track Rating: Good 4, Weather: Fine, Rail Position: +3m Entire



BRISBANE
RACING CLUB

Section	Overall	1000m	800m	600m	400m	200m
Section Times	1:04.60 [11] (0:08.60)	0:56.00 [7] (0:10.43)	0:45.57 [8] (0:10.74)	0:34.83 [8] (0:11.07)	0:23.76 [7] (0:11.32)	0:12.44 [7] (0:12.44)
Average Speed [km/h]	46.1	69.1	67.2	65.0	63.3	57.8
Top Speed [km/h]	65.4	69.8	69.4	67.4	64.7	62.7
Avg. Dist. to Rail [m]	1.3	0.7	0.8	1.0	2.0	1.1
Avg. Stride Freq. [Hz]	2.4	2.6	2.5	2.4	2.4	2.4
Avg. Stride Length [m]	5.3	7.4	7.4	7.4	7.2	6.8



- [] Ranking at each section and finish
- .-.- No data available at this section
- NA No data available



Horse/Jockey Name	Exo Lady
Final Rank	12
Fastest Section Time (Section)	0:08.62 (Overall)
Top Speed [km/h] (Section)	69.5 (1000m)
Race State	Finished

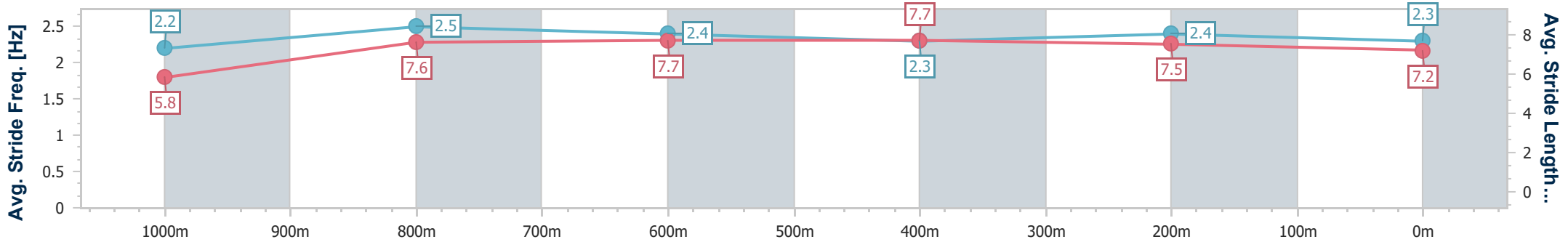
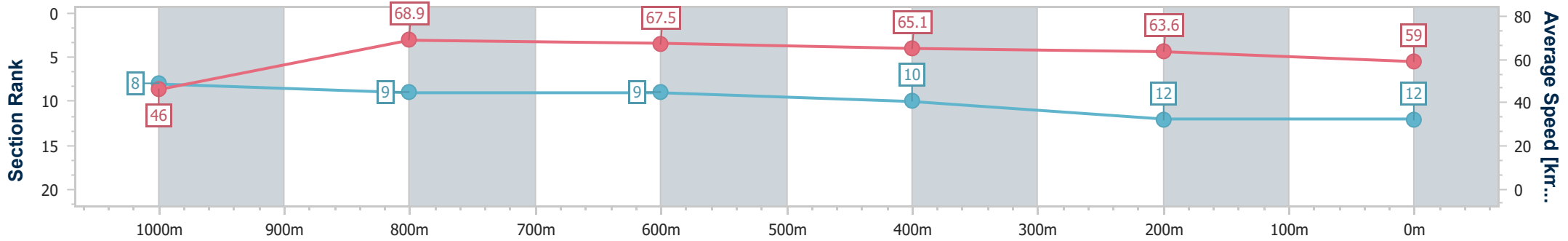


Doomben QLD Professional
Race 9: LADBROKES MICK DITTMAN PLATE - 1110m
 22 April 2023 - 16:28
 Track Rating: Good 4, Weather: Fine, Rail Position: +3m Entire



BRISBANE
RACING CLUB

Section	Overall	1000m	800m	600m	400m	200m
Section Times	1:04.64 [12] (0:08.62)	0:56.02 [8] (0:10.55)	0:45.47 [9] (0:10.72)	0:34.75 [9] (0:11.20)	0:23.55 [10] (0:11.36)	0:12.19 [12] (0:12.19)
Average Speed [km/h]	46.0	68.9	67.5	65.1	63.6	59.0
Top Speed [km/h]	67.2	69.5	68.9	67.5	64.9	62.8
Avg. Dist. to Rail [m]	11.2	2.9	1.2	2.1	2.7	5.7
Avg. Stride Freq. [Hz]	2.2	2.5	2.4	2.3	2.4	2.3
Avg. Stride Length [m]	5.8	7.6	7.7	7.7	7.5	7.2



- [] Ranking at each section and finish
- .-.- No data available at this section
- NA No data available



Horse/Jockey Name	Chinny Boom
Final Rank	13
Fastest Section Time (Section)	0:08.37 (Overall)
Top Speed [km/h] (Section)	70.8 (1000m)
Race State	Finished

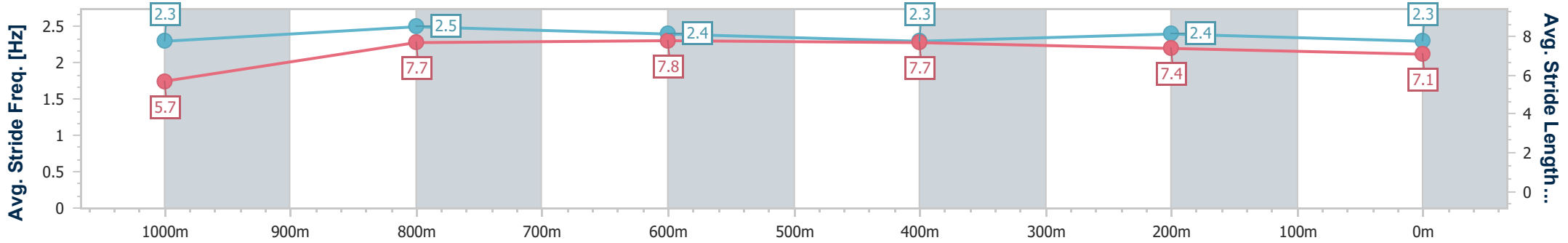
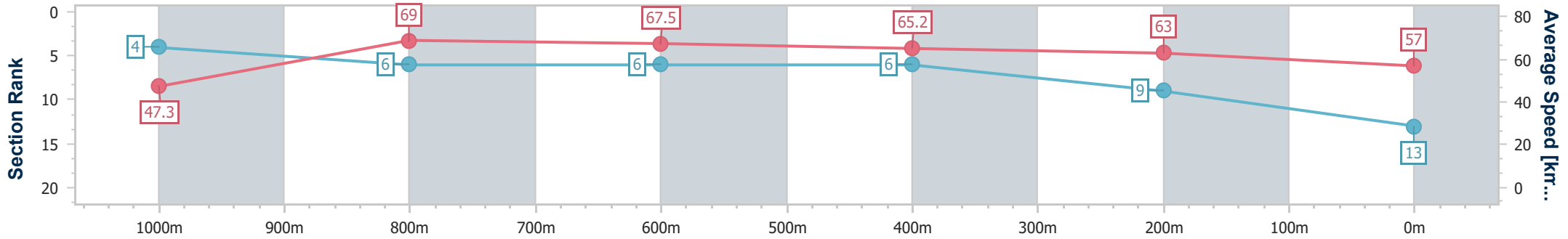


Doomben QLD Professional
Race 9: LADBROKES MICK DITTMAN PLATE - 1110m
 22 April 2023 - 16:28
 Track Rating: Good 4, Weather: Fine, Rail Position: +3m Entire



BRISBANE
RACING CLUB

Section	Overall	1000m	800m	600m	400m	200m
Section Times	1:04.86 [13] (0:08.37)	0:56.49 [4] (0:10.53)	0:45.96 [6] (0:10.76)	0:35.20 [6] (0:11.12)	0:24.08 [6] (0:11.44)	0:12.64 [9] (0:12.64)
Average Speed [km/h]	47.3	69.0	67.5	65.2	63.0	57.0
Top Speed [km/h]	68.0	70.8	68.3	67.9	64.7	61.0
Avg. Dist. to Rail [m]	8.3	3.4	1.8	1.4	1.8	4.3
Avg. Stride Freq. [Hz]	2.3	2.5	2.4	2.3	2.4	2.3
Avg. Stride Length [m]	5.7	7.7	7.8	7.7	7.4	7.1



- [] Ranking at each section and finish
- .-.- No data available at this section
- NA No data available



Horse/Jockey Name	Ring Of Steel
Final Rank	14
Fastest Section Time (Section)	0:08.64 (Overall)
Top Speed [km/h] (Section)	70.6 (1000m)
Race State	Finished

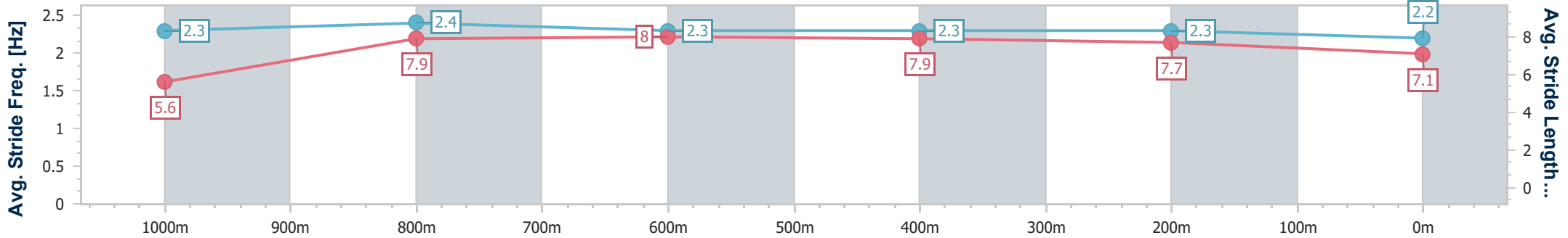
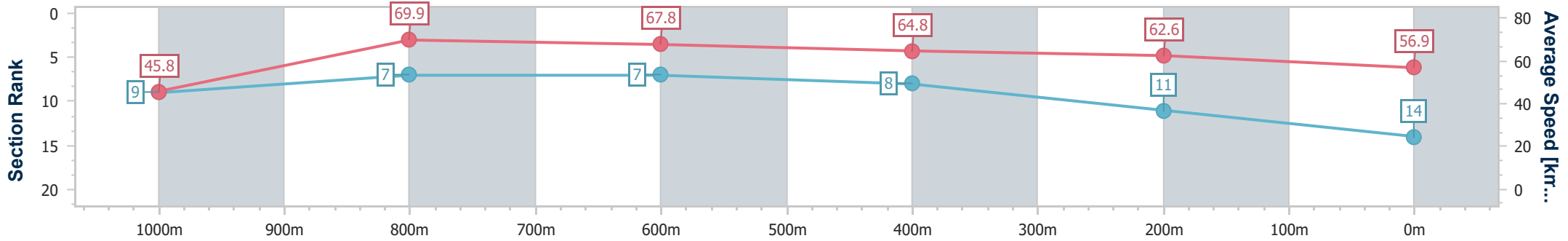


Doomben QLD Professional
Race 9: LADBROKES MICK DITTMAN PLATE - 1110m
 22 April 2023 - 16:28
 Track Rating: Good 4, Weather: Fine, Rail Position: +3m Entire



BRISBANE
 RACING CLUB

Section	Overall	1000m	800m	600m	400m	200m
Section Times	1:05.07 [14] (0:08.64)	0:56.43 [9] (0:10.37)	0:46.06 [7] (0:10.74)	0:35.32 [7] (0:11.16)	0:24.16 [8] (0:11.51)	0:12.65 [11] (0:12.65)
Average Speed [km/h]	45.8	69.9	67.8	64.8	62.6	56.9
Top Speed [km/h]	67.4	70.6	69.0	67.2	63.8	60.4
Avg. Dist. to Rail [m]	2.7	1.8	2.0	0.9	1.4	2.4
Avg. Stride Freq. [Hz]	2.3	2.4	2.3	2.3	2.3	2.2
Avg. Stride Length [m]	5.6	7.9	8.0	7.9	7.7	7.1



- [] Ranking at each section and finish
- .-.- No data available at this section
- NA No data available