



# Sunshine Coast QLD Professional

## Race 9: TAB Class 4 Handicap - 1400m

21 May 2023 - 16:06



Track Rating: Soft 5, Weather: Fine, Rail Position: +6m

Section		Field Times										Last 600m	
		Overall	1200m	1000m	800m	600m	400m						
		1:24.60 (0:13.61)	1:10.99 (0:11.01)	0:59.98 (0:11.76)	0:48.22 (0:11.91)	0:36.31 (0:11.93)	0:24.38 (0:11.97)	0:36.31					
Rank	TAB Horse/Jockey	Barrier	Top Speed [km/h]	Fastest Section									Distance Travelled [m]
1	2 MISTER YU SHU Ryan Maloney	14	65.6 1200m	0:11.28 1200m	1:24.60 [1] (0:14.05)	1:10.55 [7] (0:11.28)	0:59.27 [12] (0:11.86)	0:47.41 [11] (0:11.94)	0:35.47 [10] (0:11.72)	0:23.75 [10] (0:11.49)	0:35.47		
2	10 COOL ENCOUNTER Ben Thompson	19	66.2 1200m	0:11.07 1200m	1:24.77 [2] (0:14.50)	1:10.27 [13] (0:11.07)	0:59.20 [13] (0:11.85)	0:47.35 [13] (0:11.90)	0:35.45 [13] (0:11.62)	0:23.83 [11] (0:11.51)	0:35.45 -2		
3	20 BRAVE MASO Montana Philpot	9	66.1 1200m	0:11.12 1200m	1:24.78 [3] (0:13.72)	1:11.06 [3] (0:11.12)	0:59.94 [3] (0:11.71)	0:48.23 [4] (0:12.04)	0:36.19 [4] (0:11.81)	0:24.38 [3] (0:11.79)	0:36.19 -5		
4	5 MAJESTICS REQUEST Tahlia Fenlon	15	66.8 Overall	0:11.17 1200m	1:25.27 [4] (0:13.78)	1:11.49 [5] (0:11.17)	1:00.32 [5] (0:11.58)	0:48.74 [2] (0:11.95)	0:36.79 [3] (0:11.88)	0:24.91 [2] (0:11.88)	0:36.79 -1		
5	15 LITTLE MISS PIXIE Georgina Cartwright	10	66.8 1200m	0:11.02 1200m	1:25.37 [5] (0:14.31)	1:11.06 [11] (0:11.02)	1:00.04 [11] (0:11.89)	0:48.15 [12] (0:12.08)	0:36.07 [12] (0:11.70)	0:24.37 [12] (0:11.82)	0:36.07 -2		
6	19 ROMAN HEIR Tegan Harrison	3	66.9 1200m	0:11.11 1200m	1:25.42 [6] (0:13.92)	1:11.50 [6] (0:11.11)	1:00.39 [6] (0:11.76)	0:48.63 [6] (0:12.00)	0:36.63 [6] (0:11.77)	0:24.86 [5] (0:12.09)	0:36.63 -8		
7	17 DO WELL LEGEND Jag Guthmann-Chester	7	66.6 1200m	0:10.99 1200m	1:25.48 [7] (0:14.21)	1:11.27 [10] (0:10.99)	1:00.28 [8] (0:11.82)	0:48.46 [8] (0:11.86)	0:36.60 [7] (0:11.78)	0:24.82 [6] (0:11.96)	0:36.60 -4		
8	4 RATIONS Les Tilley	6	65.8 1200m	0:11.13 1200m	1:25.65 [8] (0:14.13)	1:11.52 [8] (0:11.13)	1:00.39 [9] (0:11.87)	0:48.52 [10] (0:12.12)	0:36.40 [11] (0:11.83)	0:24.57 [13] (0:11.83)	0:36.40 -5		
9	12 FIRST SON Bailey Wheeler	8	66.8 1200m	0:11.10 1200m	1:25.67 [9] (0:13.61)	1:12.06 [1] (0:11.10)	1:00.96 [2] (0:11.83)	0:49.13 [3] (0:11.91)	0:37.22 [2] (0:11.77)	0:25.45 [1] (0:12.09)	0:37.22 -9		
10	18 BLINDING LIGHT Samantha Collett	4	67.2 1200m	0:10.99 1200m	1:25.77 [10] (0:14.14)	1:11.63 [9] (0:10.99)	1:00.64 [7] (0:11.84)	0:48.80 [7] (0:11.97)	0:36.83 [8] (0:11.88)	0:24.95 [9] (0:11.86)	0:36.83 -5		

Scratched: Montabot (#1), So Country (#3), Confessed (#7), Confusion (#8), Mio Sorrento (#9), Dirty Merchant (#11), Sleigh Queen (#16), Winston Blue (#21)

[ ] Ranking at each section and finish  
 -:-:- No data available at this section  
 NA No data available

SCN Saddle cloth number  
 DNF Did not finish  
 DNT Did not track



# Sunshine Coast QLD Professional

## Race 9: TAB Class 4 Handicap - 1400m

21 May 2023 - 16:06



Track Rating: Soft 5, Weather: Fine, Rail Position: +6m

Section	Overall	1200m	1000m	800m	600m	400m	Last 600m
Field Times	1:24.60 (0:13.61)	1:10.99 (0:11.01)	0:59.98 (0:11.76)	0:48.22 (0:11.91)	0:36.31 (0:11.93)	0:24.38 (0:11.97)	0:36.31

Rank	TAB	Horse/Jockey	Barrier	Top Speed [km/h]	Fastest Section	Overall	1200m	1000m	800m	600m	400m	Last 600m	Distance Travelled [m]
11	6	AWE James Orman	1	66.4	0:11.12	1:26.36 [11] (0:13.75)	1:12.61 [4] (0:11.12)	1:01.49 [4] (0:11.78)	0:49.71 [5] (0:12.06)	0:37.65 [5] (0:11.97)	0:25.68 [7] (0:12.42)	0:37.65	-11
12	14	JAC THE GREAT Micheal Hellyer	11	66.0	0:10.95	1:26.43 [12] (0:14.35)	1:12.08 [12] (0:10.95)	1:01.13 [10] (0:11.78)	0:49.35 [9] (0:11.89)	0:37.46 [9] (0:11.83)	0:25.63 [8] (0:12.04)	0:37.46	-8
13	13	CRYMENOTEARS Adin Thompson	2	68.3	0:10.92	1:26.93 [13] (0:13.70)	1:13.23 [2] (0:10.92)	1:02.31 [1] (0:11.76)	0:50.55 [1] (0:11.91)	0:38.64 [1] (0:12.11)	0:26.53 [4] (0:12.41)	0:38.64	-8

Scratched: Montabot (#1), So Country (#3), Confessed (#7), Confusion (#8), Mio Sorrento (#9), Dirty Merchant (#11), Sleigh Queen (#16), Winston Blue (#21)

[ ] Ranking at each section and finish  
 -:-:- No data available at this section  
 NA No data available

SCN Saddle cloth number  
 DNF Did not finish  
 DNT Did not track

Track Rating: Soft 5, Weather: Fine, Rail Position: +6m

Section							200m			Last 600m
Field Times							0:12.41 (0:12.41)			0:36.31
Rank	TAB	Horse/Jockey	Barrier	Top Speed [km/h]	Fastest Section	Margin			Distance Travelled [m]	
1	2	<b>MISTER YU SHU</b> Ryan Maloney	14	65.6 1200m	0:11.28 1200m	0:12.26 [4] (0:12.26)	1:24.60		0:35.47	
2	10	<b>COOL ENCOUNTER</b> Ben Thompson	19	66.2 1200m	0:11.07 1200m	0:12.32 [5] (0:12.32)	0.8L		0:35.45 -2	
3	20	<b>BRAVE MASO</b> Montana Philpot	9	66.1 1200m	0:11.12 1200m	0:12.59 [1] (0:12.59)	0.9L		0:36.19 -5	
4	5	<b>MAJESTICS REQUEST</b> Tahlia Fenlon	15	66.8 Overall	0:11.17 1200m	0:13.03 [2] (0:13.03)	3.7L		0:36.79 -1	
5	15	<b>LITTLE MISS PIXIE</b> Georgina Cartwright	10	66.8 1200m	0:11.02 1200m	0:12.55 [10] (0:12.55)	4.2L		0:36.07 -2	
6	19	<b>ROMAN HEIR</b> Tegan Harrison	3	66.9 1200m	0:11.11 1200m	0:12.77 [7] (0:12.77)	4.4L		0:36.63 -8	
7	17	<b>DO WELL LEGEND</b> Jag Guthmann-Chester	7	66.6 1200m	0:10.99 1200m	0:12.86 [6] (0:12.86)	4.6L		0:36.60 -4	
8	4	<b>RATIONS</b> Les Tilley	6	65.8 1200m	0:11.13 1200m	0:12.74 [12] (0:12.74)	5.6L		0:36.40 -5	
9	12	<b>FIRST SON</b> Bailey Wheeler	8	66.8 1200m	0:11.10 1200m	0:13.36 [3] (0:13.36)	5.7L		0:37.22 -9	
10	18	<b>BLINDING LIGHT</b> Samantha Collett	4	67.2 1200m	0:10.99 1200m	0:13.09 [8] (0:13.09)	6.2L		0:36.83 -5	

Scratched: Montabot (#1), So Country (#3), Confessed (#7), Confusion (#8), Mio Sorrento (#9), Dirty Merchant (#11), Sleigh Queen (#16), Winston Blue (#21)



# Sunshine Coast QLD Professional

## Race 9: TAB Class 4 Handicap - 1400m

21 May 2023 - 16:06



Track Rating: Soft 5, Weather: Fine, Rail Position: +6m

Section				200m				Last 600m		
Field Times				0:12.41 (0:12.41)				0:36.31		
Rank	TAB	Horse/Jockey	Barrier	Top Speed [km/h]	Fastest Section	Margin			Distance Travelled [m]	
11	6	<b>AWE</b> James Orman	1	66.4	0:11.12 Overall 1200m	0:13.26 [13] (0:13.26)	9.5L		0:37.65	-11
12	14	<b>JAC THE GREAT</b> Micheal Hellyer	11	66.0	1200m 1200m	0:10.95 (0:13.59)	9.7L		0:37.46	-8
13	13	<b>CRYMENOTEARS</b> Adin Thompson	2	68.3	1200m 1200m	0:10.92 (0:14.12)	12.5L		0:38.64	-8

Scratched: Montabot (#1), So Country (#3), Confessed (#7), Confusion (#8), Mio Sorrento (#9), Dirty Merchant (#11), Sleigh Queen (#16), Winston Blue (#21)



Horse/Jockey Name	Mister Yu Shu
Final Rank	1
Fastest Section Time (Section)	0:11.28 (1200m)
Top Speed [km/h] (Section)	65.6 (1200m)
Race State	Finished



Sunshine Coast QLD Professional

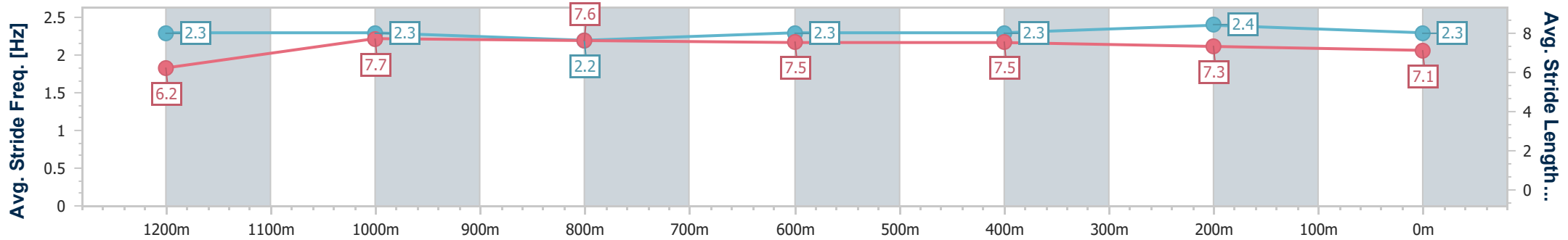
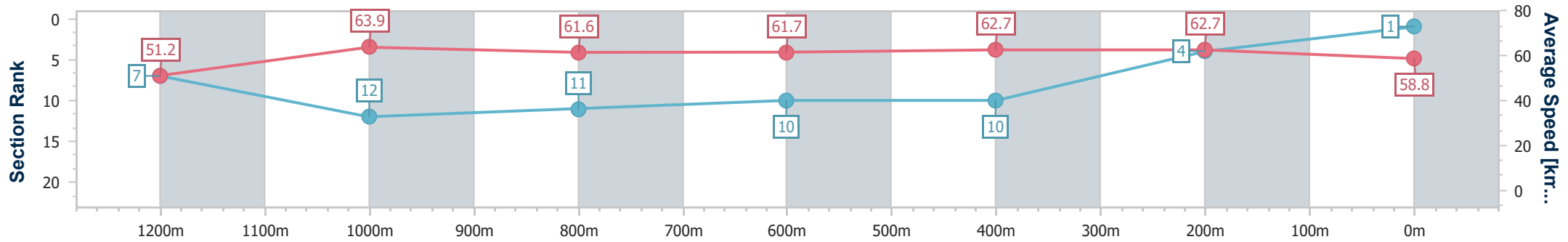
Race 9: TAB Class 4 Handicap - 1400m



21 May 2023 - 16:06

Track Rating: Soft 5, Weather: Fine, Rail Position: +6m

Section	Overall	1200m	1000m	800m	600m	400m	200m
Section Times	1:24.60 [1] (0:14.05)	1:10.55 [7] (0:11.28)	0:59.27 [12] (0:11.86)	0:47.41 [11] (0:11.94)	0:35.47 [10] (0:11.72)	0:23.75 [10] (0:11.49)	0:12.26 [4] (0:12.26)
Average Speed [km/h]	51.2	63.9	61.6	61.7	62.7	62.7	58.8
Top Speed [km/h]	64.8	65.6	62.8	63.3	63.1	63.5	61.8
Avg. Dist. to Rail [m]	10.1	4.9	4.9	4.1	3.5	5.2	4.5
Avg. Stride Freq. [Hz]	2.3	2.3	2.2	2.3	2.3	2.4	2.3
Avg. Stride Length [m]	6.2	7.7	7.6	7.5	7.5	7.3	7.1



- [ ] Ranking at each section and finish
- .-.- No data available at this section
- NA No data available



Horse/Jockey Name	Cool Encounter
Final Rank	2
Fastest Section Time (Section)	0:11.07 (1200m)
Top Speed [km/h] (Section)	66.2 (1200m)
Race State	Finished



Sunshine Coast QLD Professional

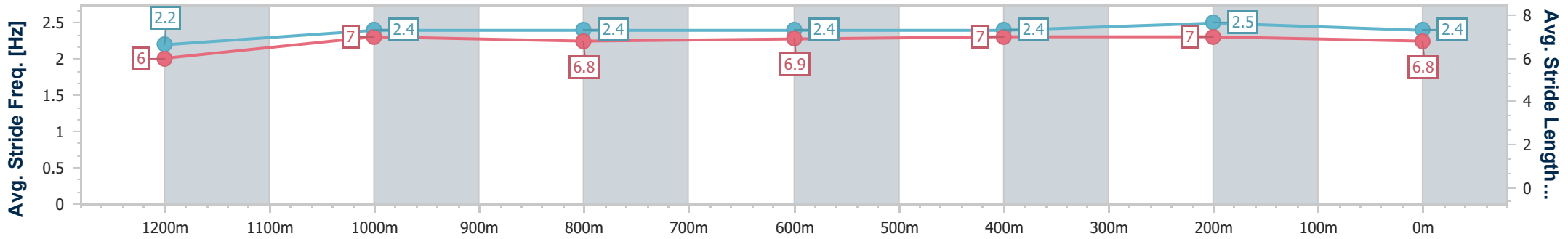
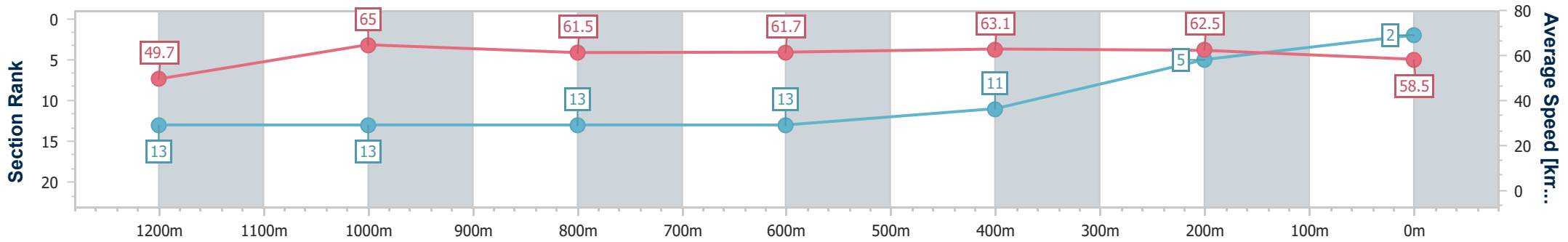
Race 9: TAB Class 4 Handicap - 1400m



21 May 2023 - 16:06

Track Rating: Soft 5, Weather: Fine, Rail Position: +6m

Section	Overall	1200m	1000m	800m	600m	400m	200m
Section Times	1:24.77 [2] (0:14.50)	1:10.27 [13] (0:11.07)	0:59.20 [13] (0:11.85)	0:47.35 [13] (0:11.90)	0:35.45 [13] (0:11.62)	0:23.83 [11] (0:11.51)	0:12.32 [5] (0:12.32)
Average Speed [km/h]	49.7	65.0	61.5	61.7	63.1	62.5	58.5
Top Speed [km/h]	63.6	66.2	63.1	64.1	64.3	63.6	60.8
Avg. Dist. to Rail [m]	11.2	4.9	4.3	3.3	3.1	5.9	5.2
Avg. Stride Freq. [Hz]	2.2	2.4	2.4	2.4	2.4	2.5	2.4
Avg. Stride Length [m]	6.0	7.0	6.8	6.9	7.0	7.0	6.8



- [ ] Ranking at each section and finish
- .-.- No data available at this section
- NA No data available



Horse/Jockey Name	Brave Maso
Final Rank	3
Fastest Section Time (Section)	0:11.12 (1200m)
Top Speed [km/h] (Section)	66.1 (1200m)
Race State	Finished



Sunshine Coast QLD Professional

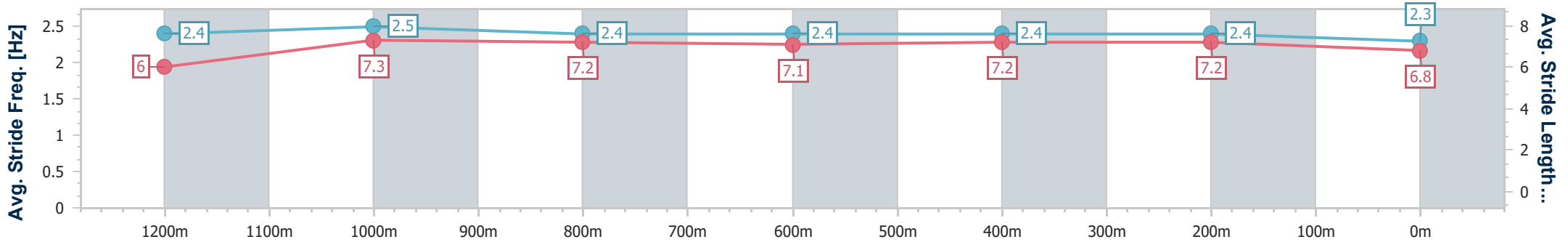
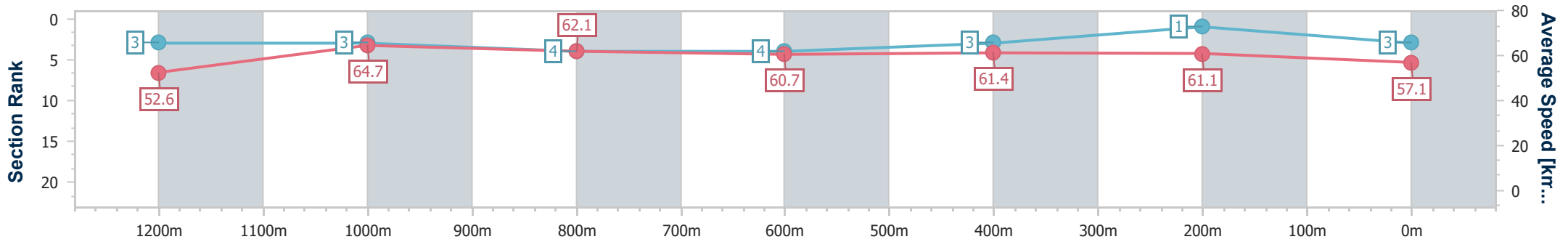
Race 9: TAB Class 4 Handicap - 1400m



21 May 2023 - 16:06

Track Rating: Soft 5, Weather: Fine, Rail Position: +6m

Section	Overall	1200m	1000m	800m	600m	400m	200m
Section Times	1:24.78 [3] (0:13.72)	1:11.06 [3] (0:11.12)	0:59.94 [3] (0:11.71)	0:48.23 [4] (0:12.04)	0:36.19 [4] (0:11.81)	0:24.38 [3] (0:11.79)	0:12.59 [1] (0:12.59)
Average Speed [km/h]	52.6	64.7	62.1	60.7	61.4	61.1	57.1
Top Speed [km/h]	65.4	66.1	63.2	62.2	62.2	61.9	59.3
Avg. Dist. to Rail [m]	7.6	3.9	3.6	2.7	1.1	0.6	1.8
Avg. Stride Freq. [Hz]	2.4	2.5	2.4	2.4	2.4	2.4	2.3
Avg. Stride Length [m]	6.0	7.3	7.2	7.1	7.2	7.2	6.8



- [ ] Ranking at each section and finish
- .-.- No data available at this section
- NA No data available



Horse/Jockey Name	Majestics Request
Final Rank	4
Fastest Section Time (Section)	0:11.17 (1200m)
Top Speed [km/h] (Section)	66.8 (Overall)
Race State	Finished



Sunshine Coast QLD Professional

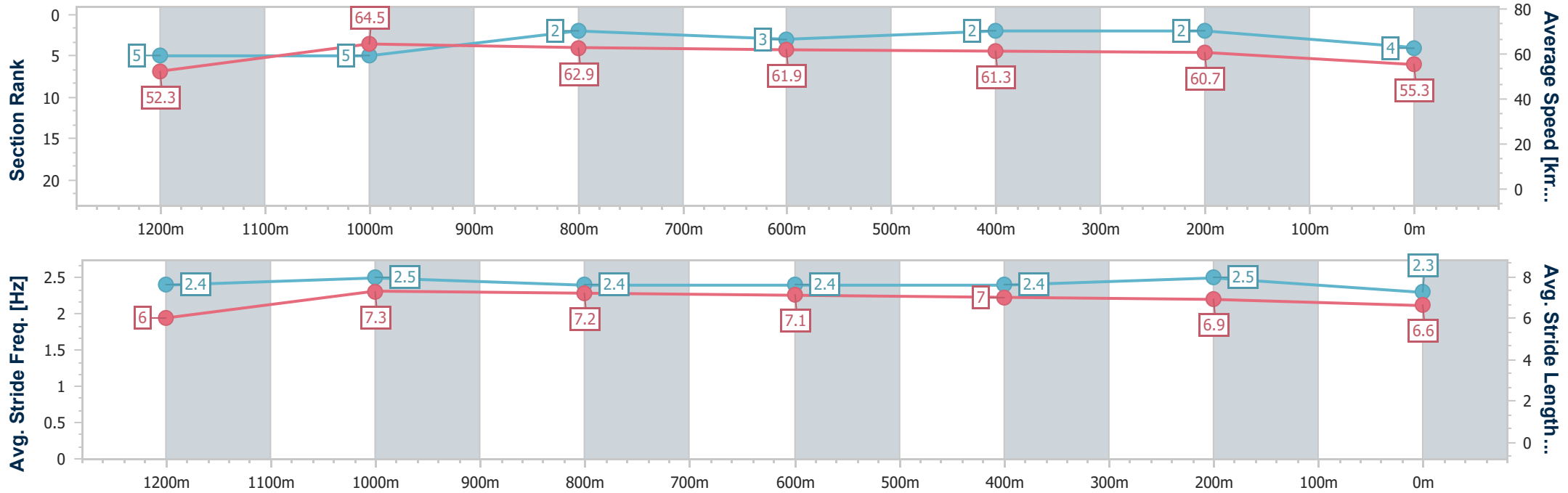
Race 9: TAB Class 4 Handicap - 1400m



21 May 2023 - 16:06

Track Rating: Soft 5, Weather: Fine, Rail Position: +6m

Section	Overall	1200m	1000m	800m	600m	400m	200m
Section Times	1:25.27 [4] (0:13.78)	1:11.49 [5] (0:11.17)	1:00.32 [5] (0:11.58)	0:48.74 [2] (0:11.95)	0:36.79 [3] (0:11.88)	0:24.91 [2] (0:11.88)	0:13.03 [2] (0:13.03)
Average Speed [km/h]	52.3	64.5	62.9	61.9	61.3	60.7	55.3
Top Speed [km/h]	66.8	66.1	63.9	63.4	63.3	61.5	60.0
Avg. Dist. to Rail [m]	11.4	5.2	4.8	4.3	2.1	2.5	2.1
Avg. Stride Freq. [Hz]	2.4	2.5	2.4	2.4	2.4	2.5	2.3
Avg. Stride Length [m]	6.0	7.3	7.2	7.1	7.0	6.9	6.6



- [ ] Ranking at each section and finish
- .-.- No data available at this section
- NA No data available





Horse/Jockey Name	Little Miss Pixie
Final Rank	5
Fastest Section Time (Section)	0:11.02 (1200m)
Top Speed [km/h] (Section)	66.8 (1200m)
Race State	Finished



Sunshine Coast QLD Professional

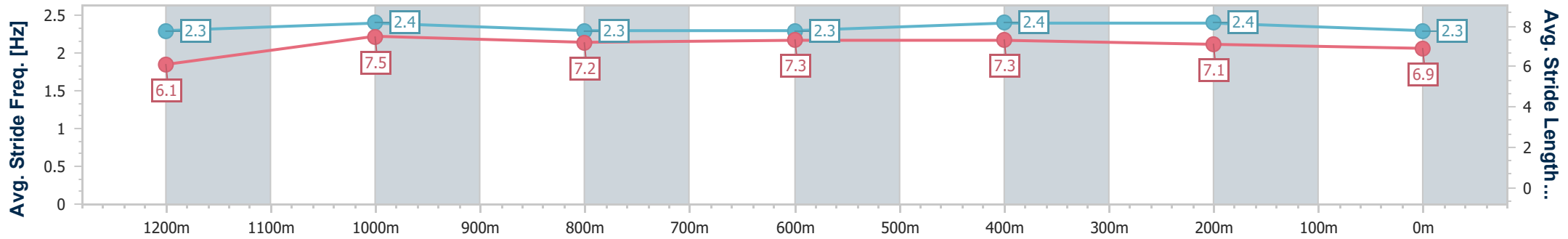
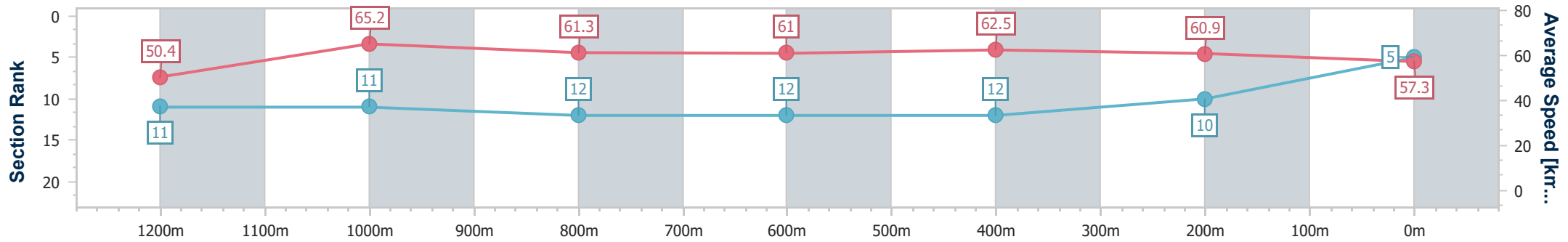
Race 9: TAB Class 4 Handicap - 1400m



21 May 2023 - 16:06

Track Rating: Soft 5, Weather: Fine, Rail Position: +6m

Section	Overall	1200m	1000m	800m	600m	400m	200m
Section Times	1:25.37 [5] (0:14.31)	1:11.06 [11] (0:11.02)	1:00.04 [11] (0:11.89)	0:48.15 [12] (0:12.08)	0:36.07 [12] (0:11.70)	0:24.37 [12] (0:11.82)	0:12.55 [10] (0:12.55)
Average Speed [km/h]	50.4	65.2	61.3	61.0	62.5	60.9	57.3
Top Speed [km/h]	64.5	66.8	64.2	62.5	64.8	62.5	58.7
Avg. Dist. to Rail [m]	7.9	3.1	3.3	3.9	2.8	4.1	6.5
Avg. Stride Freq. [Hz]	2.3	2.4	2.3	2.3	2.4	2.4	2.3
Avg. Stride Length [m]	6.1	7.5	7.2	7.3	7.3	7.1	6.9



- [ ] Ranking at each section and finish
- .-.- No data available at this section
- NA No data available



Horse/Jockey Name	Roman Heir
Final Rank	6
Fastest Section Time (Section)	0:11.11 (1200m)
Top Speed [km/h] (Section)	66.9 (1200m)
Race State	Finished



Sunshine Coast QLD Professional

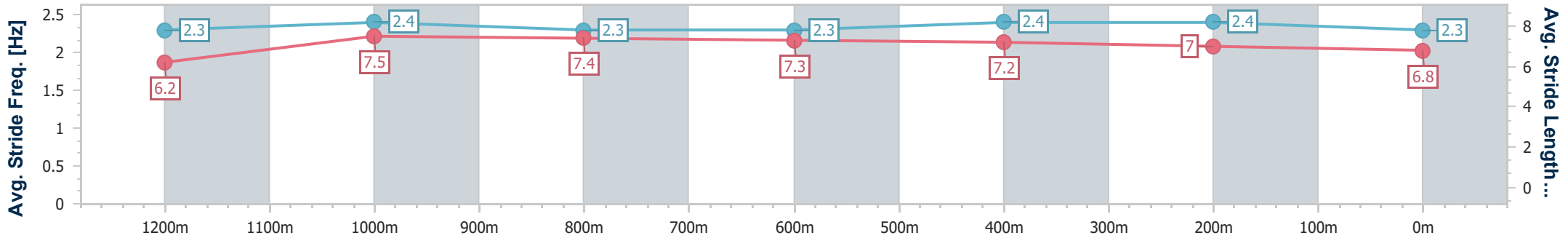
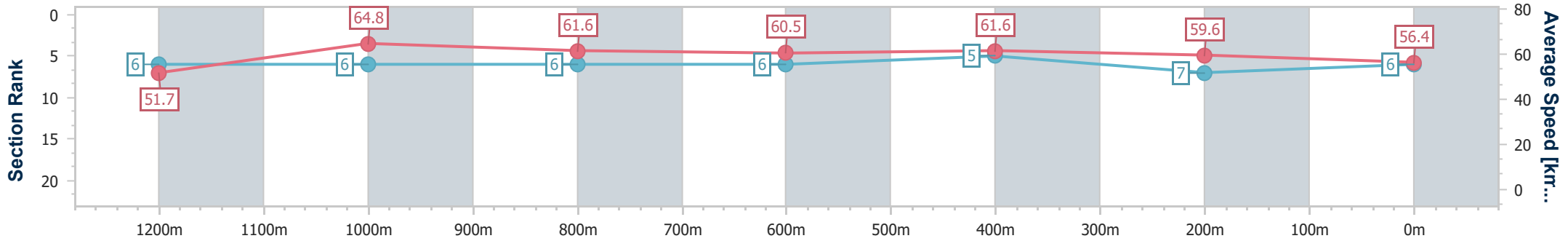
Race 9: TAB Class 4 Handicap - 1400m

21 May 2023 - 16:06

Track Rating: Soft 5, Weather: Fine, Rail Position: +6m



Section	Overall	1200m	1000m	800m	600m	400m	200m
Section Times	1:25.42 [6] (0:13.92)	1:11.50 [6] (0:11.11)	1:00.39 [6] (0:11.76)	0:48.63 [6] (0:12.00)	0:36.63 [6] (0:11.77)	0:24.86 [5] (0:12.09)	0:12.77 [7] (0:12.77)
Average Speed [km/h]	51.7	64.8	61.6	60.5	61.6	59.6	56.4
Top Speed [km/h]	65.6	66.9	62.9	62.2	62.8	60.5	58.5
Avg. Dist. to Rail [m]	4.0	1.9	1.8	1.7	1.1	2.0	3.5
Avg. Stride Freq. [Hz]	2.3	2.4	2.3	2.3	2.4	2.4	2.3
Avg. Stride Length [m]	6.2	7.5	7.4	7.3	7.2	7.0	6.8



- [ ] Ranking at each section and finish
- .-.- No data available at this section
- NA No data available



Horse/Jockey Name	Do Well Legend
Final Rank	7
Fastest Section Time (Section)	0:10.99 (1200m)
Top Speed [km/h] (Section)	66.6 (1200m)
Race State	Finished



Sunshine Coast QLD Professional

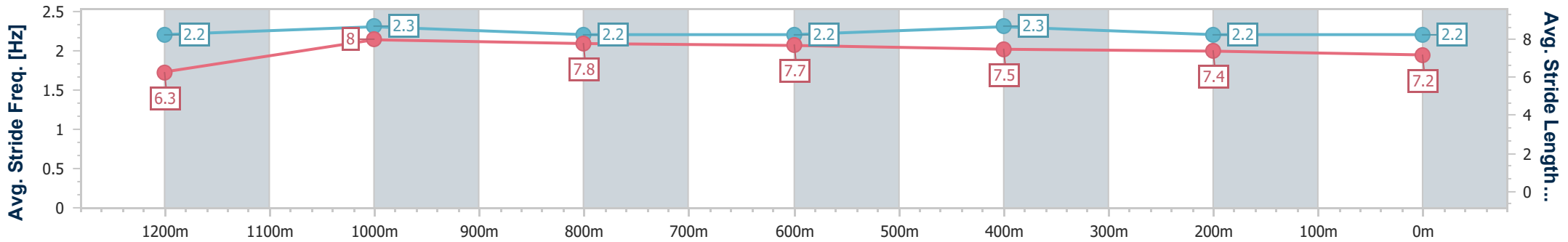
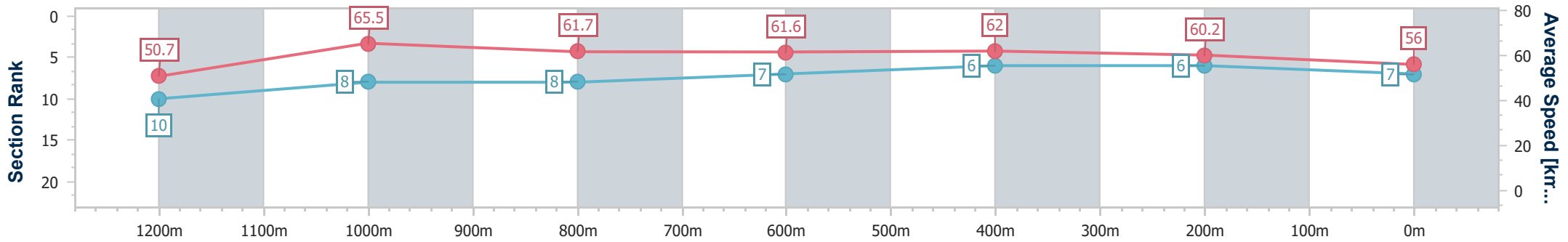
Race 9: TAB Class 4 Handicap - 1400m



21 May 2023 - 16:06

Track Rating: Soft 5, Weather: Fine, Rail Position: +6m

Section	Overall	1200m	1000m	800m	600m	400m	200m
Section Times	1:25.48 [7] (0:14.21)	1:11.27 [10] (0:10.99)	1:00.28 [8] (0:11.82)	0:48.46 [8] (0:11.86)	0:36.60 [7] (0:11.78)	0:24.82 [6] (0:11.96)	0:12.86 [6] (0:12.86)
Average Speed [km/h]	50.7	65.5	61.7	61.6	62.0	60.2	56.0
Top Speed [km/h]	65.5	66.6	63.8	63.2	63.5	61.3	58.9
Avg. Dist. to Rail [m]	4.1	3.1	4.5	2.4	2.5	3.8	5.5
Avg. Stride Freq. [Hz]	2.2	2.3	2.2	2.2	2.3	2.2	2.2
Avg. Stride Length [m]	6.3	8.0	7.8	7.7	7.5	7.4	7.2



- [ ] Ranking at each section and finish
- .-.- No data available at this section
- NA No data available



Horse/Jockey Name	Rations
Final Rank	8
Fastest Section Time (Section)	0:11.13 (1200m)
Top Speed [km/h] (Section)	65.8 (1200m)
Race State	Finished



Sunshine Coast QLD Professional

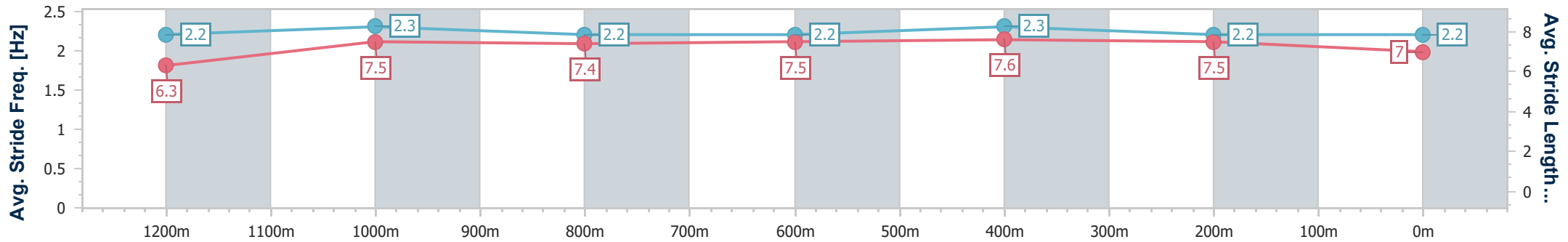
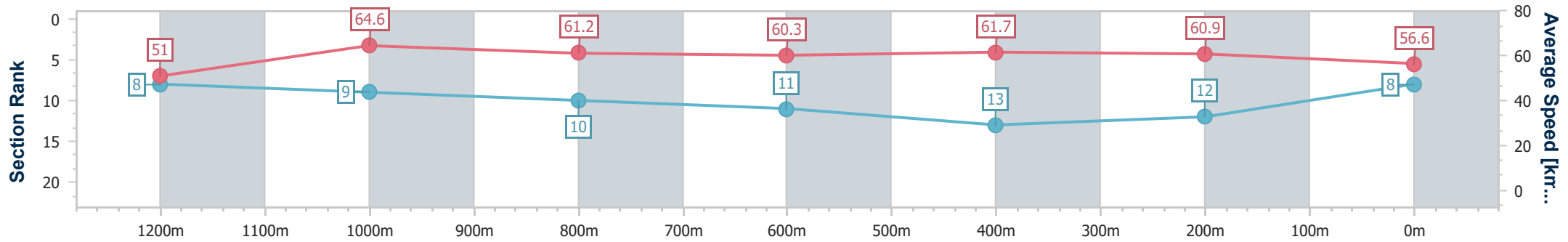
Race 9: TAB Class 4 Handicap - 1400m



21 May 2023 - 16:06

Track Rating: Soft 5, Weather: Fine, Rail Position: +6m

Section	Overall	1200m	1000m	800m	600m	400m	200m
Section Times	1:25.65 [8] (0:14.13)	1:11.52 [8] (0:11.13)	1:00.39 [9] (0:11.87)	0:48.52 [10] (0:12.12)	0:36.40 [11] (0:11.83)	0:24.57 [13] (0:11.83)	0:12.74 [12] (0:12.74)
Average Speed [km/h]	51.0	64.6	61.2	60.3	61.7	60.9	56.6
Top Speed [km/h]	65.8	65.8	62.9	61.7	62.9	62.6	59.7
Avg. Dist. to Rail [m]	5.0	3.1	3.1	2.5	1.9	4.5	9.4
Avg. Stride Freq. [Hz]	2.2	2.3	2.2	2.2	2.3	2.2	2.2
Avg. Stride Length [m]	6.3	7.5	7.4	7.5	7.6	7.5	7.0



- [ ] Ranking at each section and finish
- .-.- No data available at this section
- NA No data available



Horse/Jockey Name	First Son
Final Rank	9
Fastest Section Time (Section)	0:11.10 (1200m)
Top Speed [km/h] (Section)	66.8 (1200m)
Race State	Finished



Sunshine Coast QLD Professional

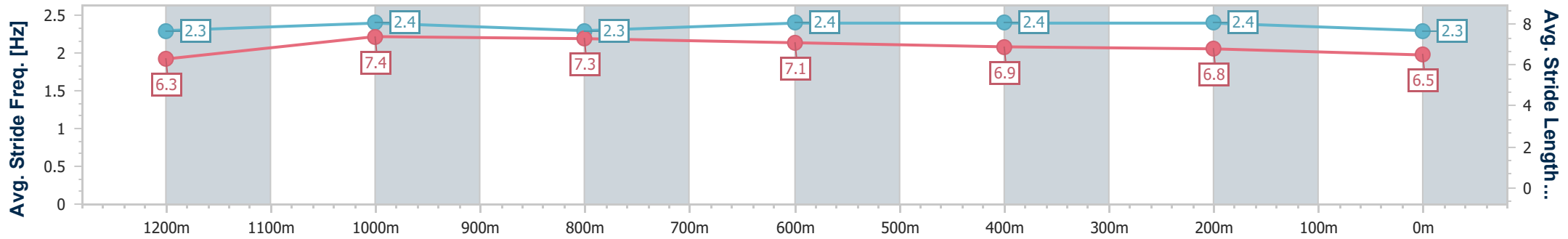
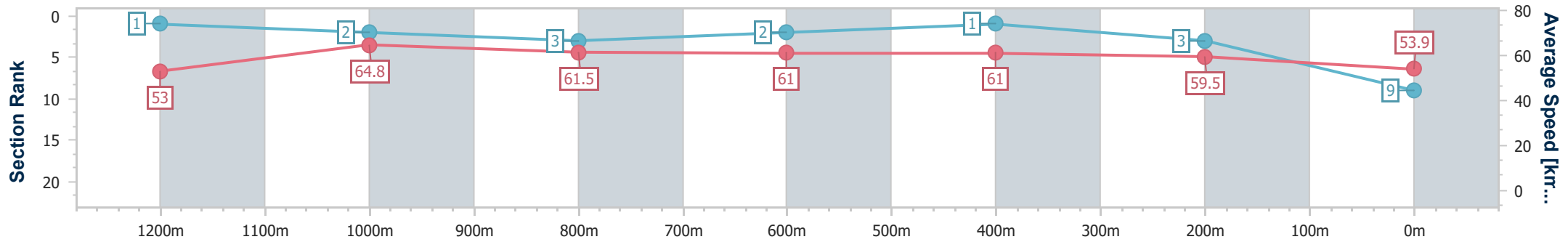
Race 9: TAB Class 4 Handicap - 1400m

21 May 2023 - 16:06

Track Rating: Soft 5, Weather: Fine, Rail Position: +6m



Section	Overall	1200m	1000m	800m	600m	400m	200m
Section Times	1:25.67 [9] (0:13.61)	1:12.06 [1] (0:11.10)	1:00.96 [2] (0:11.83)	0:49.13 [3] (0:11.91)	0:37.22 [2] (0:11.77)	0:25.45 [1] (0:12.09)	0:13.36 [3] (0:13.36)
Average Speed [km/h]	53.0	64.8	61.5	61.0	61.0	59.5	53.9
Top Speed [km/h]	65.9	66.8	62.7	62.3	62.8	60.9	57.2
Avg. Dist. to Rail [m]	6.9	3.8	3.6	1.7	0.6	0.9	2.5
Avg. Stride Freq. [Hz]	2.3	2.4	2.3	2.4	2.4	2.4	2.3
Avg. Stride Length [m]	6.3	7.4	7.3	7.1	6.9	6.8	6.5



- [ ] Ranking at each section and finish
- .-.- No data available at this section
- NA No data available



Horse/Jockey Name	Blinding Light
Final Rank	10
Fastest Section Time (Section)	0:10.99 (1200m)
Top Speed [km/h] (Section)	67.2 (1200m)
Race State	Finished



Sunshine Coast QLD Professional

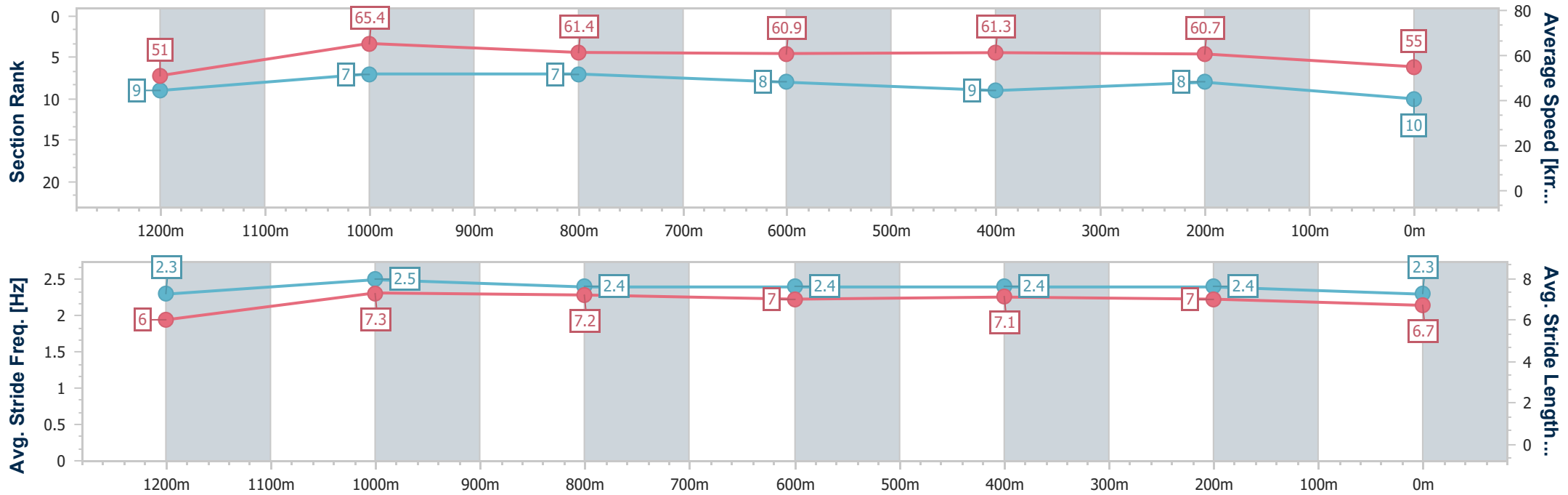
Race 9: TAB Class 4 Handicap - 1400m



21 May 2023 - 16:06

Track Rating: Soft 5, Weather: Fine, Rail Position: +6m

Section	Overall	1200m	1000m	800m	600m	400m	200m
Section Times	1:25.77 [10] (0:14.14)	1:11.63 [9] (0:10.99)	1:00.64 [7] (0:11.84)	0:48.80 [7] (0:11.97)	0:36.83 [8] (0:11.88)	0:24.95 [9] (0:11.86)	0:13.09 [8] (0:13.09)
Average Speed [km/h]	51.0	65.4	61.4	60.9	61.3	60.7	55.0
Top Speed [km/h]	67.1	67.2	63.0	62.0	62.1	61.8	59.1
Avg. Dist. to Rail [m]	3.7	2.4	2.4	2.5	2.0	2.9	3.6
Avg. Stride Freq. [Hz]	2.3	2.5	2.4	2.4	2.4	2.4	2.3
Avg. Stride Length [m]	6.0	7.3	7.2	7.0	7.1	7.0	6.7



- [ ] Ranking at each section and finish
- .-.- No data available at this section
- NA No data available



Horse/Jockey Name	Awe
Final Rank	11
Fastest Section Time (Section)	0:11.12 (1200m)
Top Speed [km/h] (Section)	66.4 (Overall)
Race State	Finished



Sunshine Coast QLD Professional

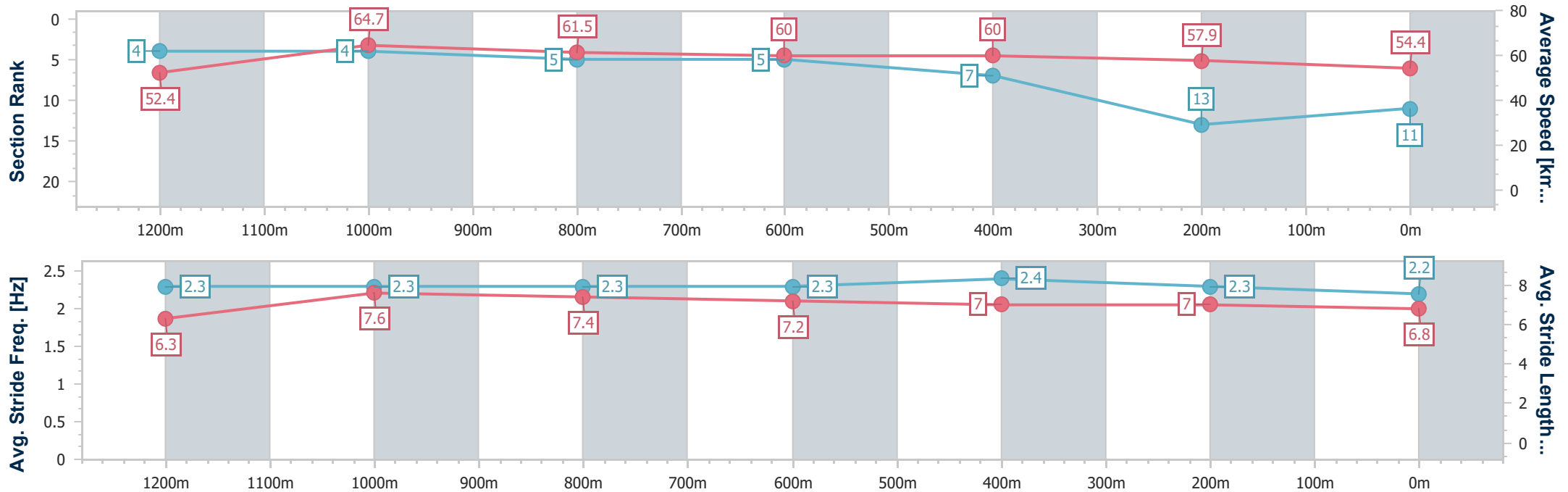
Race 9: TAB Class 4 Handicap - 1400m



21 May 2023 - 16:06

Track Rating: Soft 5, Weather: Fine, Rail Position: +6m

Section	Overall	1200m	1000m	800m	600m	400m	200m
Section Times	1:26.36 [11] (0:13.75)	1:12.61 [4] (0:11.12)	1:01.49 [4] (0:11.78)	0:49.71 [5] (0:12.06)	0:37.65 [5] (0:11.97)	0:25.68 [7] (0:12.42)	0:13.26 [13] (0:13.26)
Average Speed [km/h]	52.4	64.7	61.5	60.0	60.0	57.9	54.4
Top Speed [km/h]	66.4	66.0	62.3	61.1	60.8	59.7	56.8
Avg. Dist. to Rail [m]	2.5	2.1	1.8	0.9	0.9	1.0	3.9
Avg. Stride Freq. [Hz]	2.3	2.3	2.3	2.3	2.4	2.3	2.2
Avg. Stride Length [m]	6.3	7.6	7.4	7.2	7.0	7.0	6.8



- [ ] Ranking at each section and finish
- .-.- No data available at this section
- NA No data available



Horse/Jockey Name	Jac The Great
Final Rank	12
Fastest Section Time (Section)	0:10.95 (1200m)
Top Speed [km/h] (Section)	66.0 (1200m)
Race State	Finished



Sunshine Coast QLD Professional

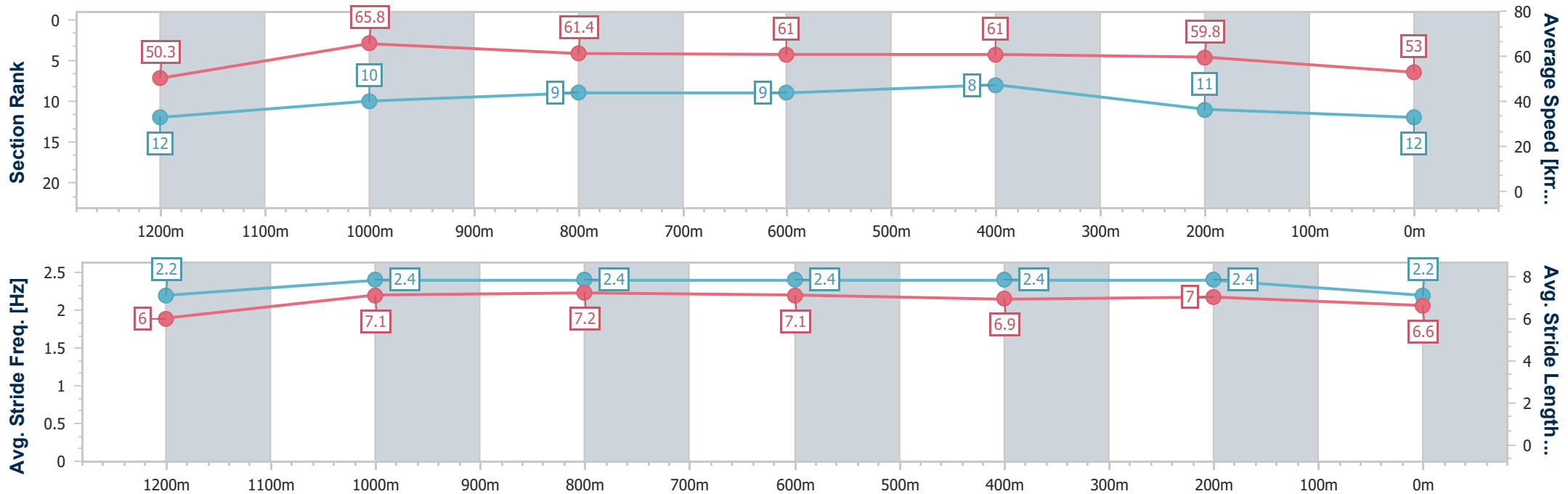
Race 9: TAB Class 4 Handicap - 1400m

21 May 2023 - 16:06

Track Rating: Soft 5, Weather: Fine, Rail Position: +6m



Section	Overall	1200m	1000m	800m	600m	400m	200m
Section Times	1:26.43 [12] (0:14.35)	1:12.08 [12] (0:10.95)	1:01.13 [10] (0:11.78)	0:49.35 [9] (0:11.89)	0:37.46 [9] (0:11.83)	0:25.63 [8] (0:12.04)	0:13.59 [11] (0:13.59)
Average Speed [km/h]	50.3	65.8	61.4	61.0	61.0	59.8	53.0
Top Speed [km/h]	65.6	66.0	63.9	62.1	61.4	62.1	57.6
Avg. Dist. to Rail [m]	8.7	2.5	2.2	1.3	0.4	1.1	3.1
Avg. Stride Freq. [Hz]	2.2	2.4	2.4	2.4	2.4	2.4	2.2
Avg. Stride Length [m]	6.0	7.1	7.2	7.1	6.9	7.0	6.6



- [ ] Ranking at each section and finish
- .-.- No data available at this section
- NA No data available





Horse/Jockey Name	Crymenotears
Final Rank	13
Fastest Section Time (Section)	0:10.92 (1200m)
Top Speed [km/h] (Section)	68.3 (1200m)
Race State	Finished



Sunshine Coast QLD Professional

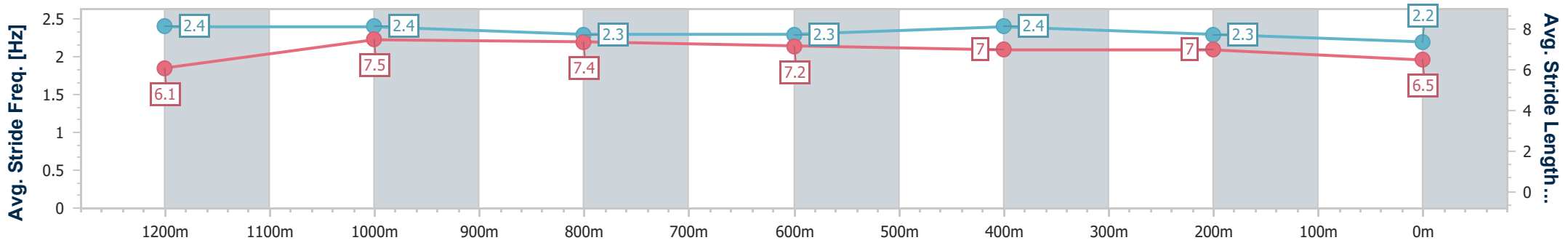
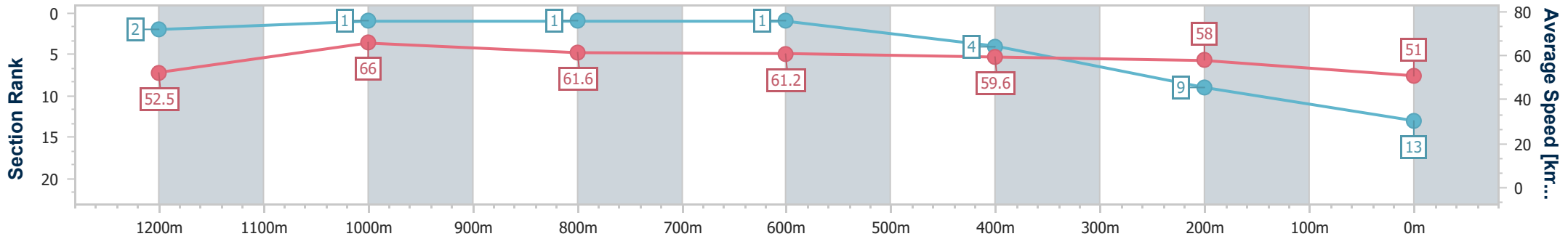
Race 9: TAB Class 4 Handicap - 1400m



21 May 2023 - 16:06

Track Rating: Soft 5, Weather: Fine, Rail Position: +6m

Section	Overall	1200m	1000m	800m	600m	400m	200m
Section Times	1:26.93 [13] (0:13.70)	1:13.23 [2] (0:10.92)	1:02.31 [1] (0:11.76)	0:50.55 [1] (0:11.91)	0:38.64 [1] (0:12.11)	0:26.53 [4] (0:12.41)	0:14.12 [9]
Average Speed [km/h]	52.5	66.0	61.6	61.2	59.6	58.0	51.0
Top Speed [km/h]	67.0	68.3	63.5	62.4	61.2	59.1	55.8
Avg. Dist. to Rail [m]	2.5	2.9	2.5	1.9	0.5	0.3	0.2
Avg. Stride Freq. [Hz]	2.4	2.4	2.3	2.3	2.4	2.3	2.2
Avg. Stride Length [m]	6.1	7.5	7.4	7.2	7.0	7.0	6.5



- [ ] Ranking at each section and finish
- .-.- No data available at this section
- NA No data available