



Doomben QLD Professional

Race 2: GALLOPERS SPORTS CLUB Class 3 Plate - 1600m

08 July 2023 - 12:19



BRISBANE
RACING CLUB

Track Rating: Soft 6, Weather: Fine, Rail Position: +1m Entire Course

Section	Field Times	Overall	1400m	1200m	1000m	800m	600m	400m	Last 600m				
		1:37.03 (0:13.85)	1:23.18 (0:11.65)	1:11.53 (0:12.25)	0:59.28 (0:12.46)	0:46.82 (0:11.96)	0:34.86 (0:11.52)	0:23.34 (0:11.35)	0:34.86				
Rank	TAB Horse/Jockey	Barrier	Top Speed [km/h]	Fastest Section					Distance Travelled [m]				
1	11 HECTOR DE MARIS Justin Huxtable	2	65.8 400m	0:11.31 400m	1:37.03 [1] (0:14.17)	1:22.86 [4] (0:11.66)	1:11.20 [3] (0:12.34)	0:58.86 [3] (0:12.46)	0:46.40 [3] (0:11.95)	0:34.45 [4] (0:11.34)	0:23.11 [4] (0:11.31)	0:34.45	
2	2 EAGLEMONT James Orman	11	68.2 400m	0:10.92 400m	1:37.08 [2] (0:14.71)	1:22.37 [8] (0:11.73)	1:10.64 [8] (0:12.31)	0:58.33 [8] (0:12.43)	0:45.90 [8] (0:11.96)	0:33.94 [8] (0:11.18)	0:22.76 [7] (0:10.92)	0:33.94	+8
3	7 AQUA ALTA Samantha Collett	7	64.8 400m	0:11.32 400m	1:37.11 [3] (0:13.86)	1:23.25 [2] (0:11.68)	1:11.57 [2] (0:12.31)	0:59.26 [2] (0:12.40)	0:46.86 [2] (0:11.92)	0:34.94 [1] (0:11.55)	0:23.39 [2] (0:11.32)	0:34.94	+10
4	8 ELLA TE AMA Andrew Mallyon	4	66.4 400m	0:11.08 400m	1:37.14 [4] (0:14.21)	1:22.93 [5] (0:11.82)	1:11.11 [5] (0:12.32)	0:58.79 [5] (0:12.45)	0:46.34 [5] (0:11.97)	0:34.37 [5] (0:11.33)	0:23.04 [5] (0:11.08)	0:34.37	+7
5	10 O'MISS BEHAVING Ben Thompson	6	65.3 400m	0:11.26 400m	1:37.24 [5] (0:14.02)	1:23.22 [3] (0:11.85)	1:11.37 [4] (0:12.34)	0:59.03 [4] (0:12.44)	0:46.59 [4] (0:11.92)	0:34.67 [3] (0:11.31)	0:23.36 [3] (0:11.26)	0:34.67	+5
6	9 KINETIC Ryan Maloney	3	65.4 400m	0:11.22 400m	1:37.46 [6] (0:14.56)	1:22.90 [7] (0:11.53)	1:11.37 [6] (0:12.28)	0:59.09 [6] (0:12.52)	0:46.57 [6] (0:11.98)	0:34.59 [6] (0:11.32)	0:23.27 [6] (0:11.22)	0:34.59	+3
7	1 AKIHIRO Tegan Harrison	5	67.4 400m	0:11.10 400m	1:37.63 [7] (0:14.48)	1:23.15 [6] (0:11.87)	1:11.28 [7] (0:12.39)	0:58.89 [7] (0:12.39)	0:46.50 [7] (0:11.98)	0:34.52 [7] (0:11.26)	0:23.26 [8] (0:11.10)	0:34.52	+13
8	4 STEP ON FIRE Matthew McGillivray	1	64.5 Overall	0:11.42 600m	1:38.85 [8] (0:13.85)	1:25.00 [1] (0:11.65)	1:13.35 [1] (0:12.25)	1:01.10 [1] (0:12.46)	0:48.64 [1] (0:12.06)	0:36.58 [2] (0:11.42)	0:25.16 [1] (0:11.69)	0:36.58	+1

Scratched: Seefeld (#6), Space Tracker (#3), Calcareous (#5)



Doomben QLD Professional

Race 2: GALLOPERS SPORTS CLUB Class 3 Plate - 1600m

08 July 2023 - 12:19



BRISBANE
RACING CLUB

Track Rating: Soft 6, Weather: Fine, Rail Position: +1m Entire Course

Section				200m				Last 600m	
Field Times				0:11.99 (0:11.99)				0:34.86	
Rank	TAB	Horse/Jockey	Barrier	Top Speed [km/h]	Fastest Section	Margin			Distance Travelled [m]
1	11	HECTOR DE MARIS Justin Huxtable	2	65.8 400m	0:11.31 400m	0:11.80 [4] (0:11.80)	1:37.03		0:34.45
2	2	EAGLEMONT James Orman	11	68.2 400m	0:10.92 400m	0:11.84 [5] (0:11.84)	0.29L		0:33.94 +8
3	7	AQUA ALTA Samantha Collett	7	64.8 400m	0:11.32 400m	0:12.07 [1] (0:12.07)	0.5L		0:34.94 +10
4	8	ELLA TE AMA Andrew Mallyon	4	66.4 400m	0:11.08 400m	0:11.96 [3] (0:11.96)	0.63L		0:34.37 +7
5	10	O'MISS BEHAVING Ben Thompson	6	65.3 400m	0:11.26 400m	0:12.10 [2] (0:12.10)	1.25L		0:34.67 +5
6	9	KINETIC Ryan Maloney	3	65.4 400m	0:11.22 400m	0:12.05 [7] (0:12.05)	2.52L		0:34.59 +3
7	1	AKIHIRO Tegan Harrison	5	67.4 400m	0:11.10 400m	0:12.16 [8] (0:12.16)	3.56L		0:34.52 +13
8	4	STEP ON FIRE Matthew McGillivray	1	64.5 Overall	0:11.42 600m	0:13.47 [6] (0:13.47)	10.71L		0:36.58 +1

Scratched: Seefeld (#6), Space Tracker (#3), Calcareous (#5)



Horse/Jockey Name	Hector De Maris
Final Rank	1
Fastest Section Time (Section)	0:11.31 (400m)
Top Speed [km/h] (Section)	65.8 (400m)
Race State	Finished



Doomben QLD Professional

Race 2: GALLOPERS SPORTS CLUB Class 3 Plate - 1600m

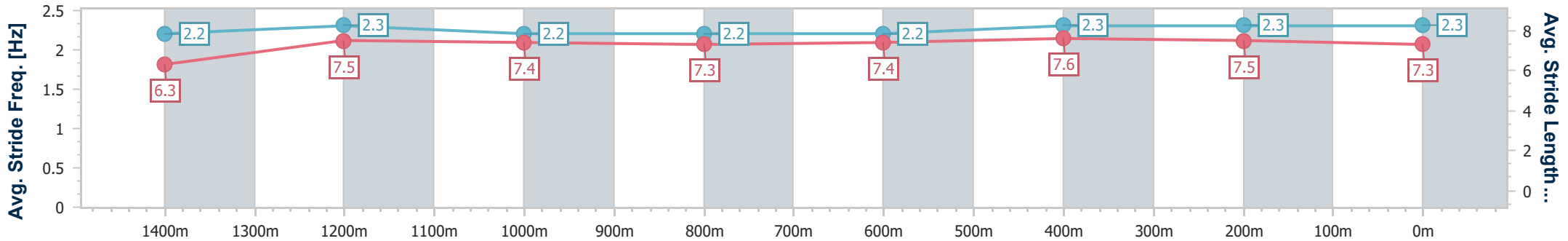
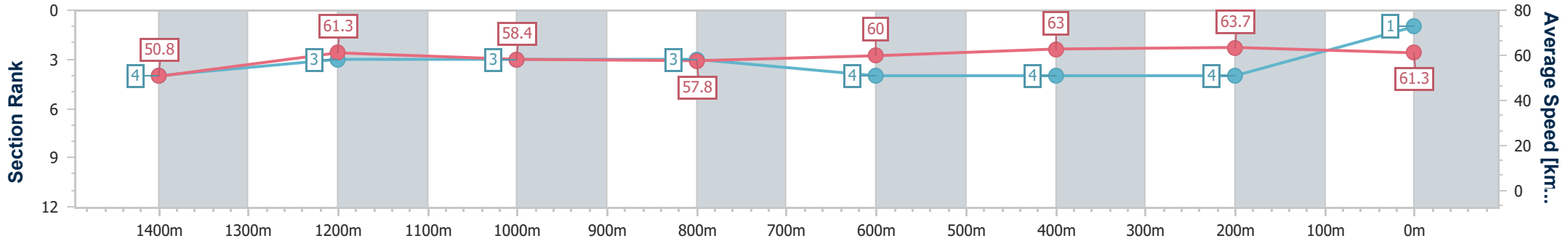
08 July 2023 - 12:19

Track Rating: Soft 6, Weather: Fine, Rail Position: +1m Entire Course



BRISBANE RACING CLUB

Section	Overall	1400m	1200m	1000m	800m	600m	400m	200m
Section Times	1:37.03 [1] (0:14.17)	1:22.86 [4] (0:11.66)	1:11.20 [3] (0:12.34)	0:58.86 [3] (0:12.46)	0:46.40 [3] (0:11.95)	0:34.45 [4] (0:11.34)	0:23.11 [4] (0:11.31)	0:11.80 [4] (0:11.80)
Average Speed [km/h]	50.8	61.3	58.4	57.8	60.0	63.0	63.7	61.3
Top Speed [km/h]	65.0	63.9	59.2	58.5	63.7	64.0	65.8	62.6
Avg. Dist. to Rail [m]	1.3	1.2	0.9	0.4	0.8	1.2	0.4	1.4
Avg. Stride Freq. [Hz]	2.2	2.3	2.2	2.2	2.2	2.3	2.3	2.3
Avg. Stride Length [m]	6.3	7.5	7.4	7.3	7.4	7.6	7.5	7.3



- [] Ranking at each section and finish
- .-.- No data available at this section
- NA No data available



Horse/Jockey Name	Eaglemont
Final Rank	2
Fastest Section Time (Section)	0:10.92 (400m)
Top Speed [km/h] (Section)	68.2 (400m)
Race State	Finished



Doomben QLD Professional

Race 2: GALLOPERS SPORTS CLUB Class 3 Plate - 1600m

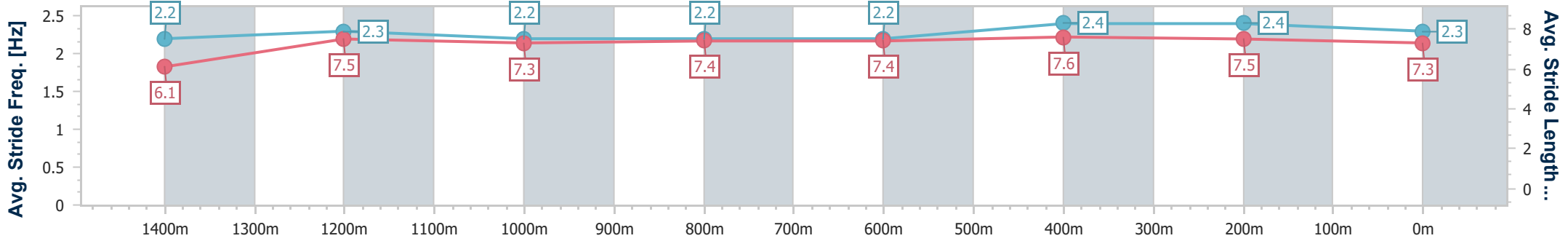
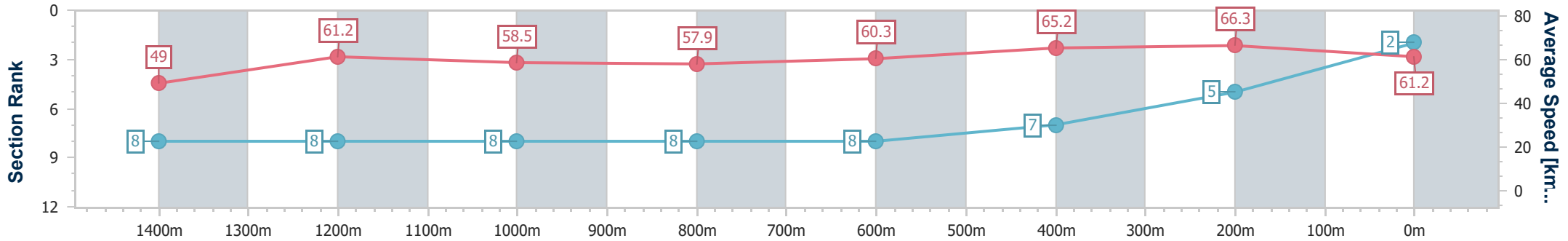
08 July 2023 - 12:19

Track Rating: Soft 6, Weather: Fine, Rail Position: +1m Entire Course



BRISBANE RACING CLUB

Section	Overall	1400m	1200m	1000m	800m	600m	400m	200m
Section Times	1:37.08 [2] (0:14.71)	1:22.37 [8] (0:11.73)	1:10.64 [8] (0:12.31)	0:58.33 [8] (0:12.43)	0:45.90 [8] (0:11.96)	0:33.94 [8] (0:11.18)	0:22.76 [7] (0:10.92)	0:11.84 [5] (0:11.84)
Average Speed [km/h]	49.0	61.2	58.5	57.9	60.3	65.2	66.3	61.2
Top Speed [km/h]	62.2	62.4	60.7	60.4	62.8	66.9	68.2	65.7
Avg. Dist. to Rail [m]	2.4	0.3	1.3	0.5	0.6	2.0	3.4	4.9
Avg. Stride Freq. [Hz]	2.2	2.3	2.2	2.2	2.2	2.4	2.4	2.3
Avg. Stride Length [m]	6.1	7.5	7.3	7.4	7.4	7.6	7.5	7.3



- [] Ranking at each section and finish
- .-.- No data available at this section
- NA No data available



Horse/Jockey Name	Aqua Alta
Final Rank	3
Fastest Section Time (Section)	0:11.32 (400m)
Top Speed [km/h] (Section)	64.8 (400m)
Race State	Finished



Doomben QLD Professional

Race 2: GALLOPERS SPORTS CLUB Class 3 Plate - 1600m

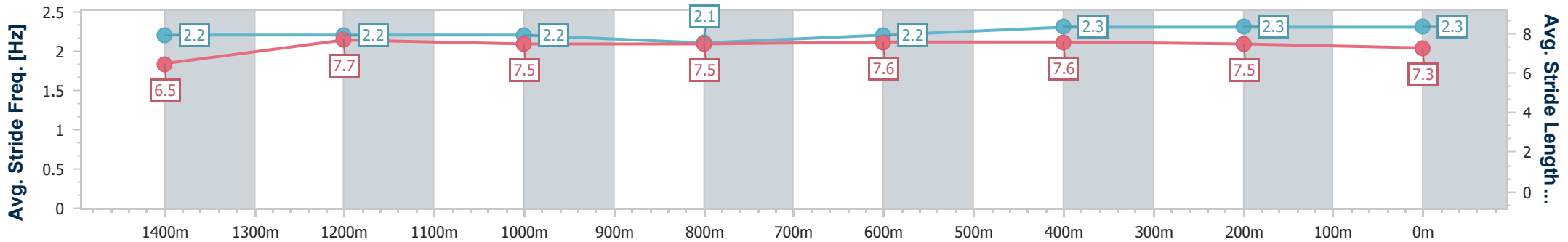
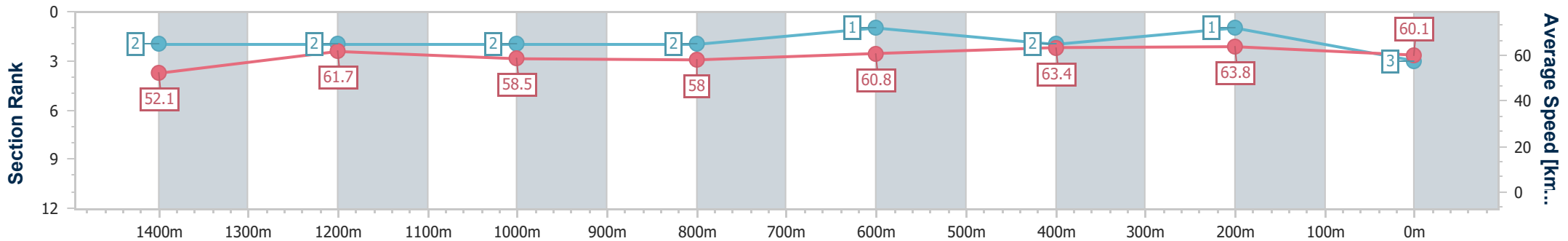
08 July 2023 - 12:19

Track Rating: Soft 6, Weather: Fine, Rail Position: +1m Entire Course



BRISBANE RACING CLUB

Section	Overall	1400m	1200m	1000m	800m	600m	400m	200m
Section Times	1:37.11 [3] (0:13.86)	1:23.25 [2] (0:11.68)	1:11.57 [2] (0:12.31)	0:59.26 [2] (0:12.40)	0:46.86 [2] (0:11.92)	0:34.94 [1] (0:11.55)	0:23.39 [2] (0:11.32)	0:12.07 [1] (0:12.07)
Average Speed [km/h]	52.1	61.7	58.5	58.0	60.8	63.4	63.8	60.1
Top Speed [km/h]	63.9	64.4	60.2	59.0	62.7	64.6	64.8	63.6
Avg. Dist. to Rail [m]	4.3	0.5	1.6	0.4	1.3	2.9	1.5	0.5
Avg. Stride Freq. [Hz]	2.2	2.2	2.2	2.1	2.2	2.3	2.3	2.3
Avg. Stride Length [m]	6.5	7.7	7.5	7.5	7.6	7.6	7.5	7.3



- [] Ranking at each section and finish
- .-.- No data available at this section
- NA No data available



Horse/Jockey Name	Ella Te Ama
Final Rank	4
Fastest Section Time (Section)	0:11.08 (400m)
Top Speed [km/h] (Section)	66.4 (400m)
Race State	Finished



Doomben QLD Professional

Race 2: GALLOPERS SPORTS CLUB Class 3 Plate - 1600m

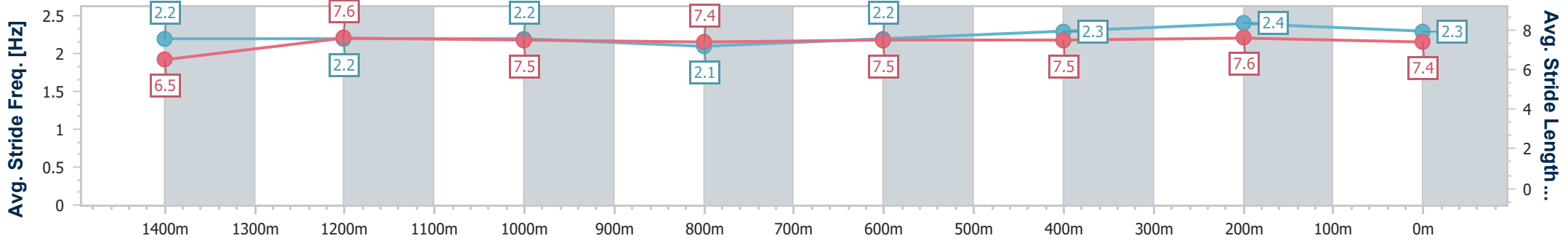
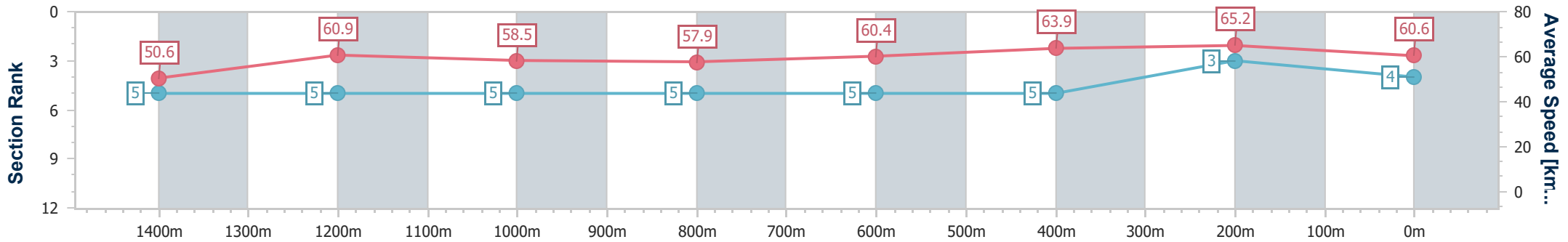
08 July 2023 - 12:19

Track Rating: Soft 6, Weather: Fine, Rail Position: +1m Entire Course



BRISBANE RACING CLUB

Section	Overall	1400m	1200m	1000m	800m	600m	400m	200m
Section Times	1:37.14 [4] (0:14.21)	1:22.93 [5] (0:11.82)	1:11.11 [5] (0:12.32)	0:58.79 [5] (0:12.45)	0:46.34 [5] (0:11.97)	0:34.37 [5] (0:11.33)	0:23.04 [5] (0:11.08)	0:11.96 [3] (0:11.96)
Average Speed [km/h]	50.6	60.9	58.5	57.9	60.4	63.9	65.2	60.6
Top Speed [km/h]	62.5	62.7	60.3	60.0	63.4	65.5	66.4	63.1
Avg. Dist. to Rail [m]	1.2	0.4	0.7	0.6	0.7	1.0	1.9	2.5
Avg. Stride Freq. [Hz]	2.2	2.2	2.2	2.1	2.2	2.3	2.4	2.3
Avg. Stride Length [m]	6.5	7.6	7.5	7.4	7.5	7.5	7.6	7.4



- [] Ranking at each section and finish
- .-.- No data available at this section
- NA No data available



Horse/Jockey Name	O'miss Behaving
Final Rank	5
Fastest Section Time (Section)	0:11.26 (400m)
Top Speed [km/h] (Section)	65.3 (400m)
Race State	Finished



Doomben QLD Professional

Race 2: GALLOPERS SPORTS CLUB Class 3 Plate - 1600m

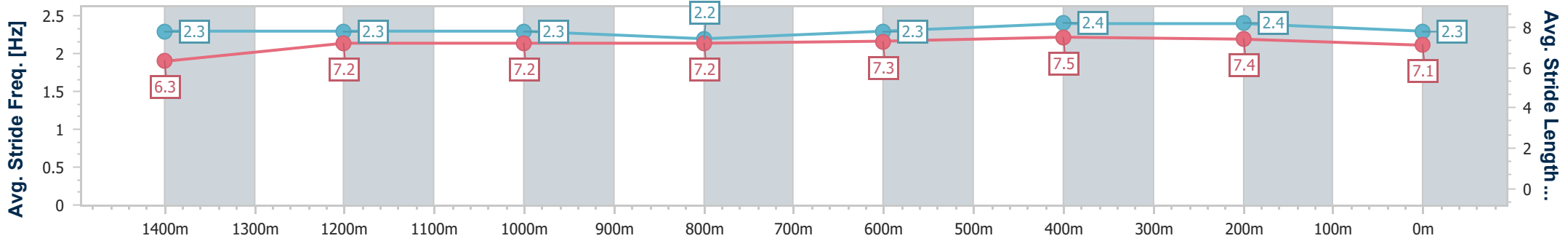
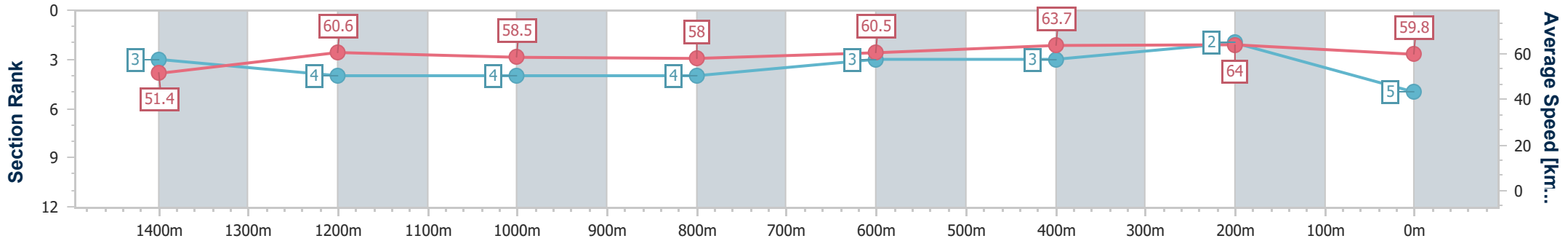
08 July 2023 - 12:19

Track Rating: Soft 6, Weather: Fine, Rail Position: +1m Entire Course



BRISBANE RACING CLUB

Section	Overall	1400m	1200m	1000m	800m	600m	400m	200m
Section Times	1:37.24 [5] (0:14.02)	1:23.22 [3] (0:11.85)	1:11.37 [4] (0:12.34)	0:59.03 [4] (0:12.44)	0:46.59 [4] (0:11.92)	0:34.67 [3] (0:11.31)	0:23.36 [3] (0:11.26)	0:12.10 [2] (0:12.10)
Average Speed [km/h]	51.4	60.6	58.5	58.0	60.5	63.7	64.0	59.8
Top Speed [km/h]	63.8	63.1	59.6	59.0	63.8	64.6	65.3	62.4
Avg. Dist. to Rail [m]	3.4	0.2	0.7	0.9	0.5	0.4	0.8	1.5
Avg. Stride Freq. [Hz]	2.3	2.3	2.3	2.2	2.3	2.4	2.4	2.3
Avg. Stride Length [m]	6.3	7.2	7.2	7.2	7.3	7.5	7.4	7.1



- [] Ranking at each section and finish
- .-.- No data available at this section
- NA No data available



Horse/Jockey Name	Kinetic
Final Rank	6
Fastest Section Time (Section)	0:11.22 (400m)
Top Speed [km/h] (Section)	65.4 (400m)
Race State	Finished



Doomben QLD Professional

Race 2: GALLOPERS SPORTS CLUB Class 3 Plate - 1600m

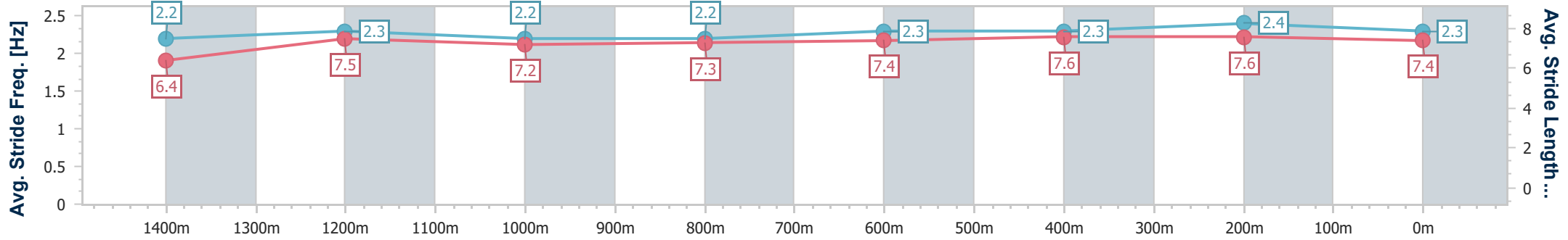
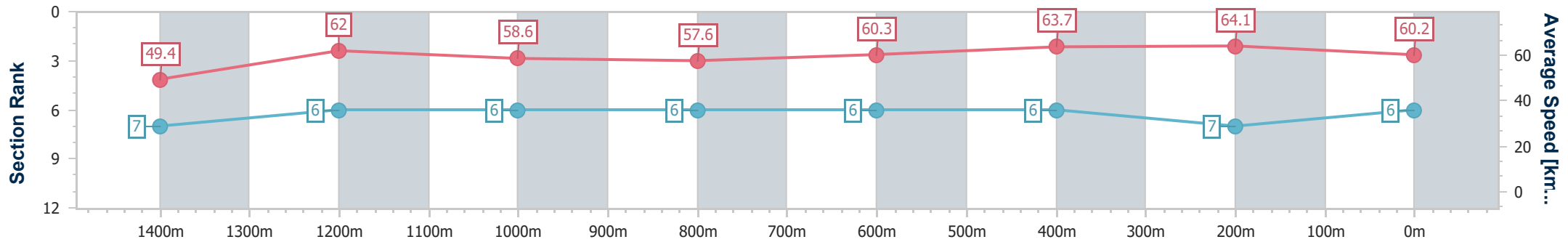
08 July 2023 - 12:19

Track Rating: Soft 6, Weather: Fine, Rail Position: +1m Entire Course



BRISBANE RACING CLUB

Section	Overall	1400m	1200m	1000m	800m	600m	400m	200m
Section Times	1:37.46 [6] (0:14.56)	1:22.90 [7] (0:11.53)	1:11.37 [6] (0:12.28)	0:59.09 [6] (0:12.52)	0:46.57 [6] (0:11.98)	0:34.59 [6] (0:11.32)	0:23.27 [6] (0:11.22)	0:12.05 [7] (0:12.05)
Average Speed [km/h]	49.4	62.0	58.6	57.6	60.3	63.7	64.1	60.2
Top Speed [km/h]	63.9	63.7	60.2	59.6	63.8	64.3	65.4	63.0
Avg. Dist. to Rail [m]	0.9	1.2	0.6	0.8	0.5	0.4	0.8	2.3
Avg. Stride Freq. [Hz]	2.2	2.3	2.2	2.2	2.3	2.3	2.4	2.3
Avg. Stride Length [m]	6.4	7.5	7.2	7.3	7.4	7.6	7.6	7.4



- [] Ranking at each section and finish
- .-.- No data available at this section
- NA No data available



Horse/Jockey Name	Akihiro
Final Rank	7
Fastest Section Time (Section)	0:11.10 (400m)
Top Speed [km/h] (Section)	67.4 (400m)
Race State	Finished



Doomben QLD Professional

Race 2: GALLOPERS SPORTS CLUB Class 3 Plate - 1600m

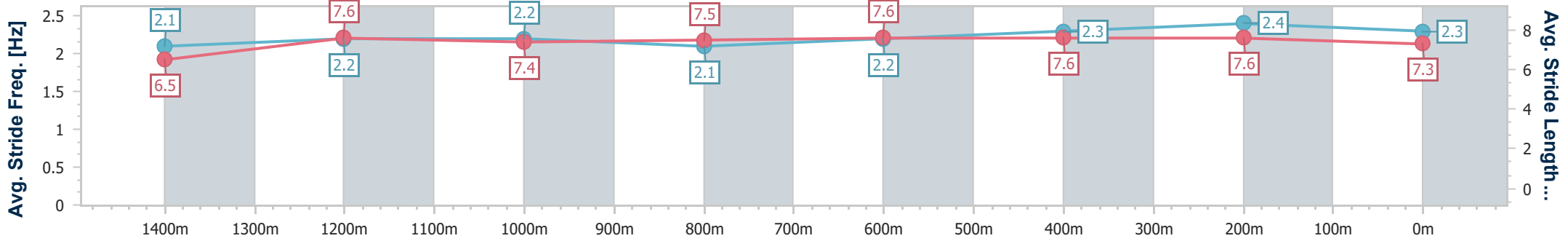
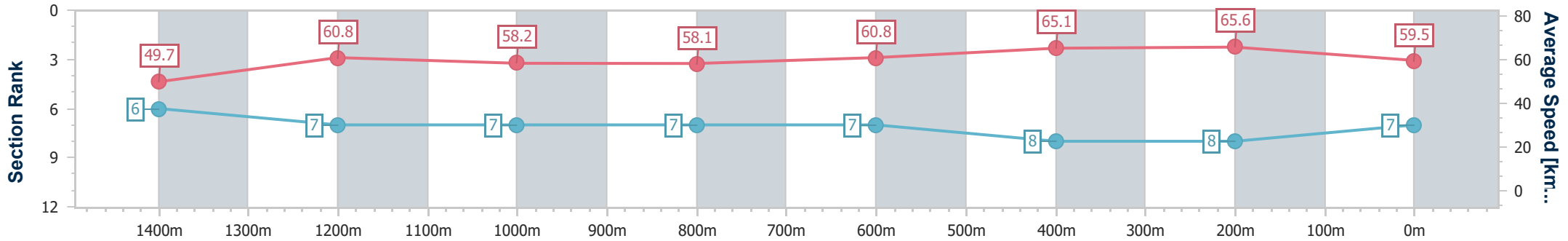
08 July 2023 - 12:19

Track Rating: Soft 6, Weather: Fine, Rail Position: +1m Entire Course



BRISBANE RACING CLUB

Section	Overall	1400m	1200m	1000m	800m	600m	400m	200m
Section Times	1:37.63 [7] (0:14.48)	1:23.15 [6] (0:11.87)	1:11.28 [7] (0:12.39)	0:58.89 [7] (0:12.39)	0:46.50 [7] (0:11.98)	0:34.52 [7] (0:11.26)	0:23.26 [8] (0:11.10)	0:12.16 [8] (0:12.16)
Average Speed [km/h]	49.7	60.8	58.2	58.1	60.8	65.1	65.6	59.5
Top Speed [km/h]	64.0	63.3	60.3	60.7	62.9	67.3	67.4	63.1
Avg. Dist. to Rail [m]	0.9	0.6	1.9	0.5	2.2	3.4	4.2	3.0
Avg. Stride Freq. [Hz]	2.1	2.2	2.2	2.1	2.2	2.3	2.4	2.3
Avg. Stride Length [m]	6.5	7.6	7.4	7.5	7.6	7.6	7.6	7.3



- [] Ranking at each section and finish
- .-.- No data available at this section
- NA No data available



Horse/Jockey Name	Step On Fire
Final Rank	8
Fastest Section Time (Section)	0:11.42 (600m)
Top Speed [km/h] (Section)	64.5 (Overall)
Race State	Finished



Doomben QLD Professional

Race 2: GALLOPERS SPORTS CLUB Class 3 Plate - 1600m

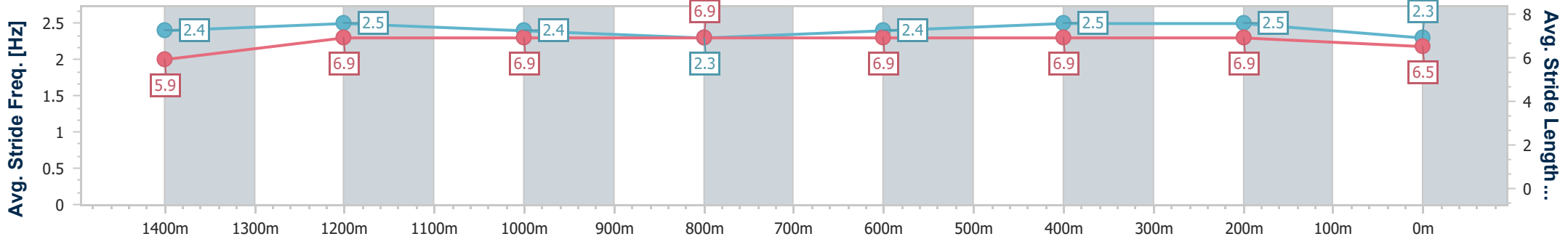
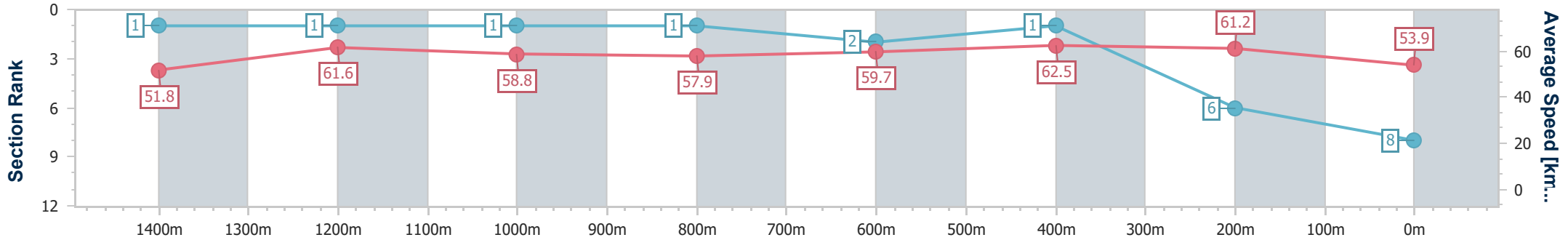
08 July 2023 - 12:19

Track Rating: Soft 6, Weather: Fine, Rail Position: +1m Entire Course



BRISBANE RACING CLUB

Section	Overall	1400m	1200m	1000m	800m	600m	400m	200m
Section Times	1:38.85 [8] (0:13.85)	1:25.00 [1] (0:11.65)	1:13.35 [1] (0:12.25)	1:01.10 [1] (0:12.46)	0:48.64 [1] (0:12.06)	0:36.58 [2] (0:11.42)	0:25.16 [1] (0:11.69)	0:13.47 [6] (0:13.47)
Average Speed [km/h]	51.8	61.6	58.8	57.9	59.7	62.5	61.2	53.9
Top Speed [km/h]	64.5	63.3	59.4	59.2	62.4	62.9	62.3	58.2
Avg. Dist. to Rail [m]	1.7	0.8	0.6	0.9	0.5	1.6	1.9	0.5
Avg. Stride Freq. [Hz]	2.4	2.5	2.4	2.3	2.4	2.5	2.5	2.3
Avg. Stride Length [m]	5.9	6.9	6.9	6.9	6.9	6.9	6.9	6.5



- [] Ranking at each section and finish
- .-.- No data available at this section
- NA No data available