



Doomben QLD Professional

Race 8: MEKKAFEST 19 AUGUST BENCHMARK 90 Handicap - 1600m

08 July 2023 - 16:05



BRISBANE
RACING CLUB

Track Rating: Soft 5, Weather: Fine, Rail Position: +1m Entire Course

Section														
Field Times	Overall	1400m	1200m	1000m	800m	600m	400m	Last 600m						
	1:35.74 (0:13.95)	1:21.79 (0:10.97)	1:10.82 (0:10.99)	0:59.83 (0:11.61)	0:48.22 (0:12.25)	0:35.97 (0:11.96)	0:24.01 (0:11.74)	0:35.97						
Rank	TAB	Horse/Jockey	Barrier	Top Speed [km/h]	Fastest Section								Distance Travelled [m]	
1	12	BAANONE Jaden Lloyd	9	65.5	0:11.13	1:35.74 [1] (0:14.98)	1:20.76 [10] (0:11.36)	1:09.40 [10] (0:11.13)	0:58.27 [10] (0:11.42)	0:46.85 [10] (0:12.08)	0:34.77 [10] (0:11.33)	0:23.44 [8] (0:11.38)	0:34.77	
2	8	SELEQUE Ben Thompson	5	64.9	0:11.17	1:35.80 [2] (0:14.34)	1:21.46 [5] (0:11.28)	1:10.18 [7] (0:11.17)	0:59.01 [7] (0:11.48)	0:47.53 [6] (0:12.17)	0:35.36 [6] (0:11.58)	0:23.78 [5] (0:11.58)	0:35.36	+1
3	6	DON'T STOP Georgina Cartwright	3	65.8	0:10.96	1:35.92 [3] (0:14.38)	1:21.54 [6] (0:10.96)	1:10.58 [4] (0:11.10)	0:59.48 [4] (0:11.68)	0:47.80 [5] (0:12.06)	0:35.74 [4] (0:11.75)	0:23.99 [4] (0:11.64)	0:35.74	+5
4	5	MISSISSIPPI PRINCE Cejay Graham	2	67.3	0:10.92	1:35.97 [4] (0:14.04)	1:21.93 [2] (0:10.92)	1:11.01 [2] (0:10.95)	1:00.06 [1] (0:11.61)	0:48.45 [1] (0:12.25)	0:36.20 [1] (0:11.99)	0:24.21 [2] (0:11.71)	0:36.20	-2
5	9	WAIRERE FALLS Samantha Collett	8	65.1	0:11.14	1:35.99 [5] (0:14.75)	1:21.24 [9] (0:11.33)	1:09.91 [9] (0:11.14)	0:58.77 [9] (0:11.41)	0:47.36 [9] (0:12.13)	0:35.23 [9] (0:11.59)	0:23.64 [10] (0:11.45)	0:35.23	+0
6	2	LINTHORPE LAD Larry Cassidy	12	65.3	0:11.17	1:36.11 [6] (0:14.43)	1:21.68 [7] (0:11.17)	1:10.51 [6] (0:11.17)	0:59.34 [6] (0:11.58)	0:47.76 [7] (0:12.16)	0:35.60 [7] (0:11.62)	0:23.98 [6] (0:11.56)	0:35.60	+8
7	10	HYPE Luke Tarrant	13	66.9	0:11.07	1:36.18 [7] (0:14.09)	1:22.09 [3] (0:11.07)	1:11.02 [3] (0:11.08)	0:59.94 [3] (0:11.67)	0:48.27 [3] (0:12.13)	0:36.14 [3] (0:11.87)	0:24.27 [3] (0:11.62)	0:36.14	+10
8	1	HASABRO Ryan Maloney	6	66.2	0:10.97	1:36.31 [8] (0:13.95)	1:22.36 [1] (0:10.97)	1:11.39 [1] (0:11.07)	1:00.32 [2] (0:11.68)	0:48.64 [2] (0:12.17)	0:36.47 [2] (0:11.89)	0:24.58 [1] (0:11.78)	0:36.47	+4
9	4	STARDOME James Orman	1	65.9	0:11.09	1:36.37 [9] (0:14.15)	1:22.22 [4] (0:11.22)	1:11.00 [5] (0:11.09)	0:59.91 [5] (0:11.64)	0:48.27 [4] (0:12.18)	0:36.09 [5] (0:11.85)	0:24.24 [7] (0:11.61)	0:36.09	+1
10	3	WAPITI Boris Thornton	7	65.0	0:11.16	1:36.54 [10] (0:14.63)	1:21.91 [8] (0:11.38)	1:10.53 [8] (0:11.16)	0:59.37 [8] (0:11.45)	0:47.92 [8] (0:12.12)	0:35.80 [8] (0:11.58)	0:24.22 [9] (0:11.57)	0:35.80	+7

Scratched: Akihiro (#13), Sur La Mer (#7), Azzareach (#11)



Doomben QLD Professional

Race 8: MEKKAFEST 19 AUGUST BENCHMARK 90 Handicap - 1600m

08 July 2023 - 16:05



BRISBANE
RACING CLUB

Track Rating: Soft 5, Weather: Fine, Rail Position: +1m Entire Course

Section							200m			Last 600m
Field Times							0:12.27			0:35.97
Rank	TAB	Horse/Jockey	Barrier	Top Speed [km/h]	Fastest Section	Margin				Distance Travelled [m]
1	12	BAANONE Jaden Lloyd	9	65.5 1000m	0:11.13 1200m	0:12.06 [6] (0:12.06)	1:35.74		0:34.77	
2	8	SELEQUE Ben Thompson	5	64.9 1200m	0:11.17 1200m	0:12.20 [5] (0:12.20)	0.37L		0:35.36	+1
3	6	DON'T STOP Georgina Cartwright	3	65.8 1200m	0:10.96 1400m	0:12.35 [4] (0:12.35)	1.05L		0:35.74	+5
4	5	MISSISSIPPI PRINCE Cejay Graham	2	67.3 Overall	0:10.92 1400m	0:12.50 [1] (0:12.50)	1.35L		0:36.20	-2
5	9	WAIRERE FALLS Samantha Collett	8	65.1 1200m	0:11.14 1200m	0:12.19 [9] (0:12.19)	1.46L		0:35.23	+0
6	2	LINTHORPE LAD Larry Cassidy	12	65.3 1200m	0:11.17 1400m	0:12.42 [7] (0:12.42)	2.15L		0:35.60	+8
7	10	HYPE Luke Tarrant	13	66.9 1400m	0:11.07 1400m	0:12.65 [3] (0:12.65)	2.57L		0:36.14	+10
8	1	HASABRO Ryan Maloney	6	66.2 1200m	0:10.97 1400m	0:12.80 [2] (0:12.80)	3.34L		0:36.47	+4
9	4	STARDOME James Orman	1	65.9 1200m	0:11.09 1200m	0:12.63 [8] (0:12.63)	3.71L		0:36.09	+1
10	3	WAPITI Boris Thornton	7	65.0 1200m	0:11.16 1200m	0:12.65 [10] (0:12.65)	4.71L		0:35.80	+7

Scratched: Akihiro (#13), Sur La Mer (#7), Azzareach (#11)

Report Created: Sat 8 July 2023 16:25 GMT+10

(Note: Timing is based on position data)

Page 2/12

[] Ranking at each section and finish
 -:-:- No data available at this section
 NA No data available

SCN Saddle cloth number
 DNF Did not finish
 DNT Did not track

data processed by  **TRIPLES DATA**



Horse/Jockey Name	Baanone
Final Rank	1
Fastest Section Time (Section)	0:11.13 (1200m)
Top Speed [km/h] (Section)	65.5 (1000m)
Race State	Finished

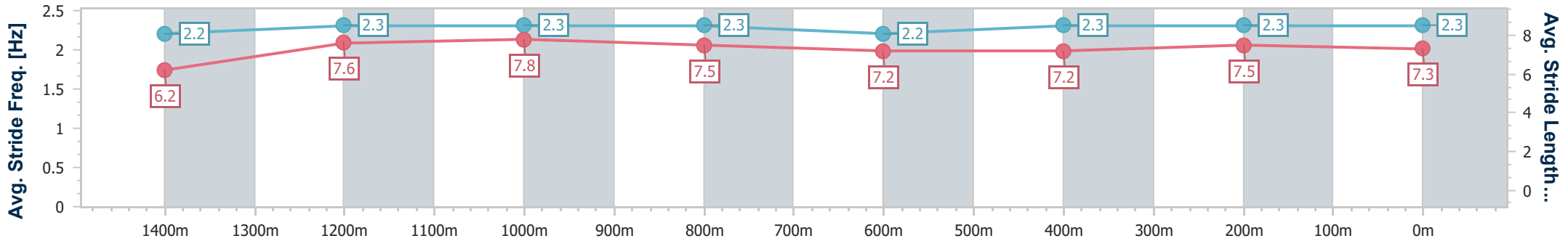
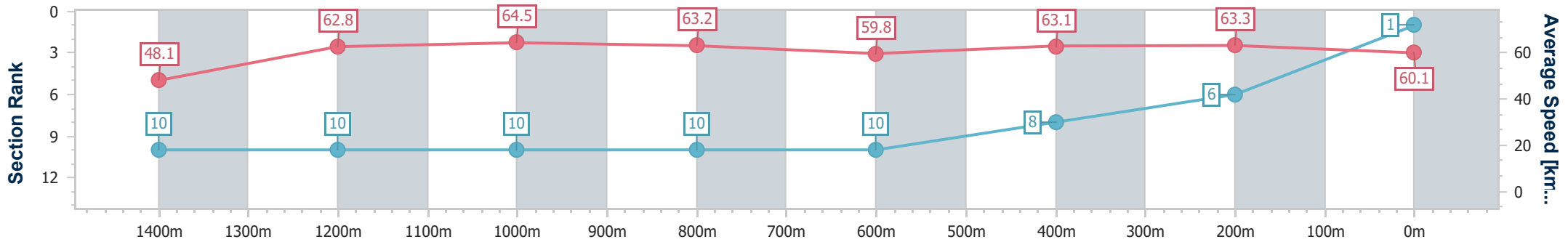


Doomben QLD Professional
Race 8: MEKKAFEST 19 AUGUST BENCHMARK 90 Handicap - 1600m
 08 July 2023 - 16:05
 Track Rating: Soft 5, Weather: Fine, Rail Position: +1m Entire Course



BRISBANE
RACING CLUB

Section	Overall	1400m	1200m	1000m	800m	600m	400m	200m						
Section Times	1:35.74 [1] (0:14.98)	1:20.76 [10] (0:11.36)	1:09.40 [10] (0:11.13)	0:58.27 [10] (0:11.42)	0:46.85 [10] (0:12.08)	0:34.77 [10] (0:11.33)	0:23.44 [8] (0:11.38)	0:12.06 [6] (0:12.06)						
Average Speed [km/h]	48.1	62.8	64.5	63.2	59.8	63.1	63.3	60.1						
Top Speed [km/h]	61.0	64.2	65.5	65.5	60.7	65.4	64.8	62.1						
Avg. Dist. to Rail [m]	3.1	1.5	0.5	0.9	0.5	0.7	0.5	1.2						
Avg. Stride Freq. [Hz]	2.2	2.3	2.3	2.3	2.2	2.3	2.3	2.3						
Avg. Stride Length [m]	6.2	7.6	7.8	7.5	7.2	7.2	7.5	7.3						



- [] Ranking at each section and finish
- .-.- No data available at this section
- NA No data available



Horse/Jockey Name	Seleque
Final Rank	2
Fastest Section Time (Section)	0:11.17 (1200m)
Top Speed [km/h] (Section)	64.9 (1200m)
Race State	Finished

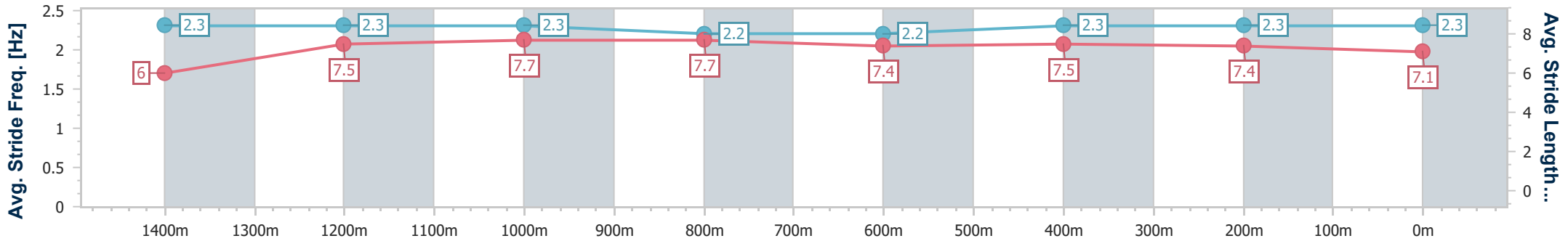
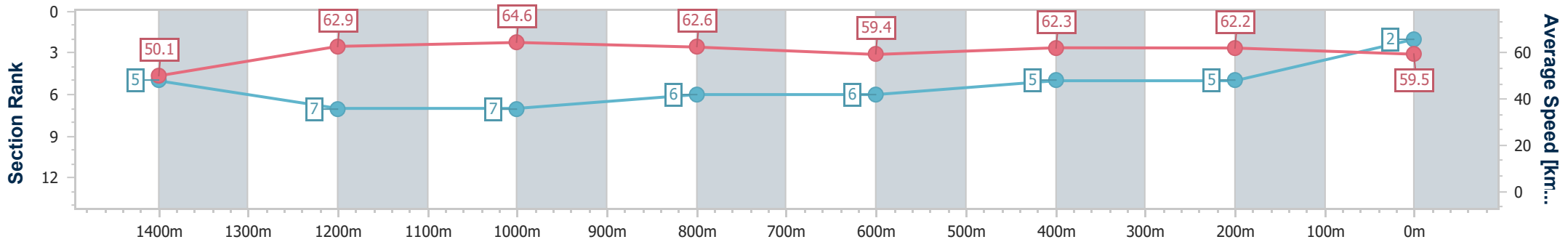


Doomben QLD Professional
Race 8: MEKKAFEST 19 AUGUST BENCHMARK 90 Handicap - 1600m
 08 July 2023 - 16:05
 Track Rating: Soft 5, Weather: Fine, Rail Position: +1m Entire Course



BRISBANE
RACING CLUB

Section	Overall	1400m	1200m	1000m	800m	600m	400m	200m
Section Times	1:35.80 [2] (0:14.34)	1:21.46 [5] (0:11.28)	1:10.18 [7] (0:11.17)	0:59.01 [7] (0:11.48)	0:47.53 [6] (0:12.17)	0:35.36 [6] (0:11.58)	0:23.78 [5] (0:11.58)	0:12.20 [5] (0:12.20)
Average Speed [km/h]	50.1	62.9	64.6	62.6	59.4	62.3	62.2	59.5
Top Speed [km/h]	62.4	63.5	64.9	64.6	59.9	63.8	62.9	61.6
Avg. Dist. to Rail [m]	1.5	1.9	0.2	0.2	0.6	0.5	0.6	2.1
Avg. Stride Freq. [Hz]	2.3	2.3	2.3	2.2	2.2	2.3	2.3	2.3
Avg. Stride Length [m]	6.0	7.5	7.7	7.7	7.4	7.5	7.4	7.1



- [] Ranking at each section and finish
- .-.- No data available at this section
- NA No data available



Horse/Jockey Name	Don't Stop
Final Rank	3
Fastest Section Time (Section)	0:10.96 (1400m)
Top Speed [km/h] (Section)	65.8 (1200m)
Race State	Finished

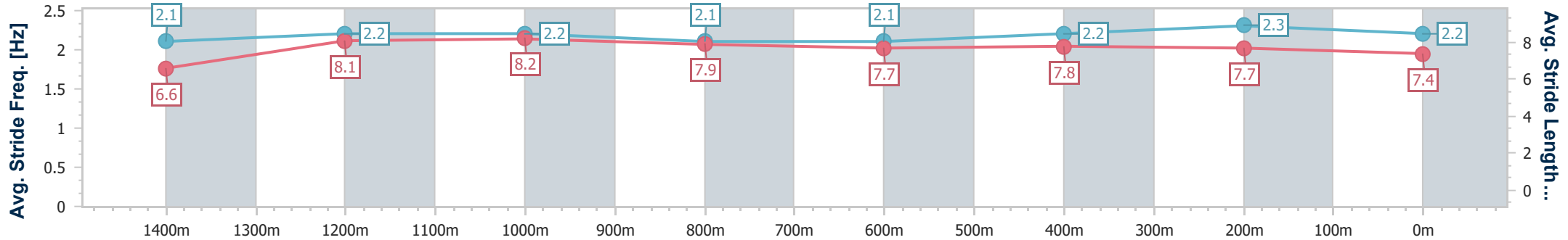
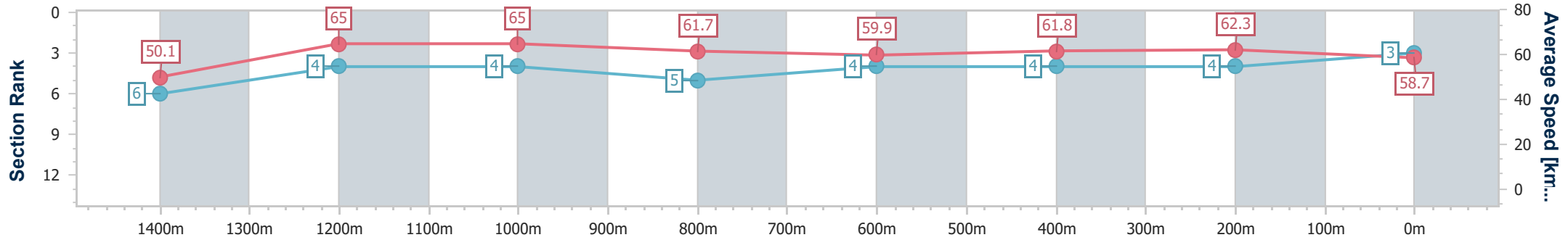


Doomben QLD Professional
Race 8: MEKKAFEST 19 AUGUST BENCHMARK 90 Handicap - 1600m
 08 July 2023 - 16:05
 Track Rating: Soft 5, Weather: Fine, Rail Position: +1m Entire Course



BRISBANE
RACING CLUB

Section	Overall	1400m	1200m	1000m	800m	600m	400m	200m
Section Times	1:35.92 [3] (0:14.38)	1:21.54 [6] (0:10.96)	1:10.58 [4] (0:11.10)	0:59.48 [4] (0:11.68)	0:47.80 [5] (0:12.06)	0:35.74 [4] (0:11.75)	0:23.99 [4] (0:11.64)	0:12.35 [4] (0:12.35)
Average Speed [km/h]	50.1	65.0	65.0	61.7	59.9	61.8	62.3	58.7
Top Speed [km/h]	63.7	65.5	65.8	63.8	60.9	62.6	62.9	61.2
Avg. Dist. to Rail [m]	1.8	1.6	0.3	0.5	1.0	1.6	3.6	3.7
Avg. Stride Freq. [Hz]	2.1	2.2	2.2	2.1	2.1	2.2	2.3	2.2
Avg. Stride Length [m]	6.6	8.1	8.2	7.9	7.7	7.8	7.7	7.4



- [] Ranking at each section and finish
- .-.- No data available at this section
- NA No data available



Horse/Jockey Name	Mississippi Prince
Final Rank	4
Fastest Section Time (Section)	0:10.92 (1400m)
Top Speed [km/h] (Section)	67.3 (Overall)
Race State	Finished

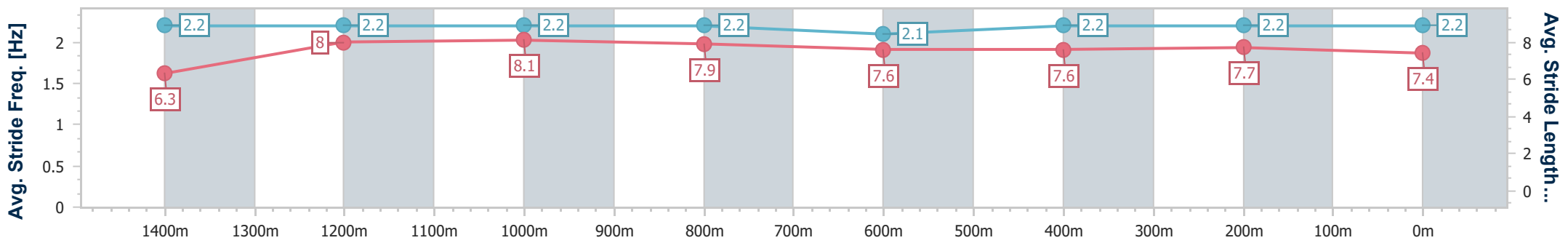
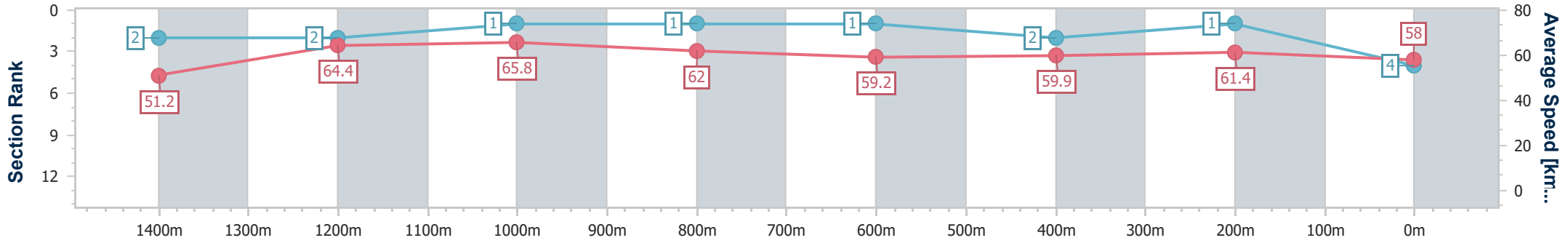


Doomben QLD Professional
Race 8: MEKKAFEST 19 AUGUST BENCHMARK 90 Handicap - 1600m
 08 July 2023 - 16:05
 Track Rating: Soft 5, Weather: Fine, Rail Position: +1m Entire Course



BRISBANE
RACING CLUB

Section	Overall	1400m	1200m	1000m	800m	600m	400m	200m						
Section Times	1:35.97 [4] (0:14.04)	1:21.93 [2] (0:10.92)	1:11.01 [2] (0:10.95)	1:00.06 [1] (0:11.61)	0:48.45 [1] (0:12.25)	0:36.20 [1] (0:11.99)	0:24.21 [2] (0:11.71)	0:12.50 [1] (0:12.50)						
Average Speed [km/h]	51.2	64.4	65.8	62.0	59.2	59.9	61.4	58.0						
Top Speed [km/h]	67.3	66.3	66.9	64.3	60.0	61.0	62.1	60.7						
Avg. Dist. to Rail [m]	1.4	3.3	1.1	0.4	1.1	0.6	1.3	1.4						
Avg. Stride Freq. [Hz]	2.2	2.2	2.2	2.2	2.1	2.2	2.2	2.2						
Avg. Stride Length [m]	6.3	8.0	8.1	7.9	7.6	7.6	7.7	7.4						



- [] Ranking at each section and finish
- .-.- No data available at this section
- NA No data available



Horse/Jockey Name	Wairere Falls
Final Rank	5
Fastest Section Time (Section)	0:11.14 (1200m)
Top Speed [km/h] (Section)	65.1 (1200m)
Race State	Finished

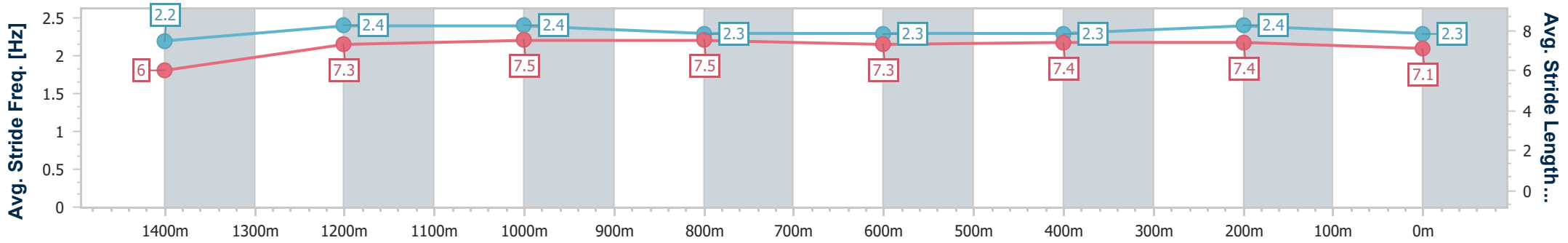
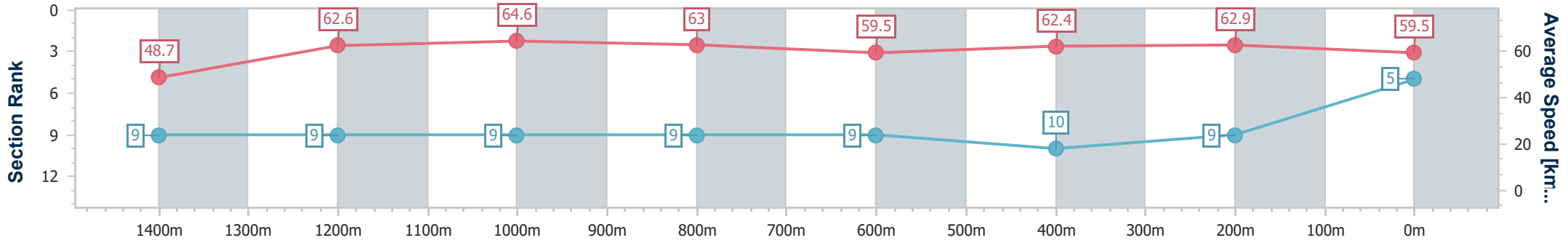


Doomben QLD Professional
Race 8: MEKKAFEST 19 AUGUST BENCHMARK 90 Handicap - 1600m
 08 July 2023 - 16:05
 Track Rating: Soft 5, Weather: Fine, Rail Position: +1m Entire Course



BRISBANE
RACING CLUB

Section	Overall	1400m	1200m	1000m	800m	600m	400m	200m						
Section Times	1:35.99 [5] (0:14.75)	1:21.24 [9] (0:11.33)	1:09.91 [9] (0:11.14)	0:58.77 [9] (0:11.41)	0:47.36 [9] (0:12.13)	0:35.23 [9] (0:11.59)	0:23.64 [10] (0:11.45)	0:12.19 [9] (0:12.19)						
Average Speed [km/h]	48.7	62.6	64.6	63.0	59.5	62.4	62.9	59.5						
Top Speed [km/h]	62.1	63.4	65.1	64.5	60.2	63.8	64.1	61.3						
Avg. Dist. to Rail [m]	3.1	2.3	0.3	0.2	0.4	0.9	1.4	2.5						
Avg. Stride Freq. [Hz]	2.2	2.4	2.4	2.3	2.3	2.3	2.4	2.3						
Avg. Stride Length [m]	6.0	7.3	7.5	7.5	7.3	7.4	7.4	7.1						



- [] Ranking at each section and finish
- .-.- No data available at this section
- NA No data available



Horse/Jockey Name	Linthorpe Lad
Final Rank	6
Fastest Section Time (Section)	0:11.17 (1400m)
Top Speed [km/h] (Section)	65.3 (1200m)
Race State	Finished

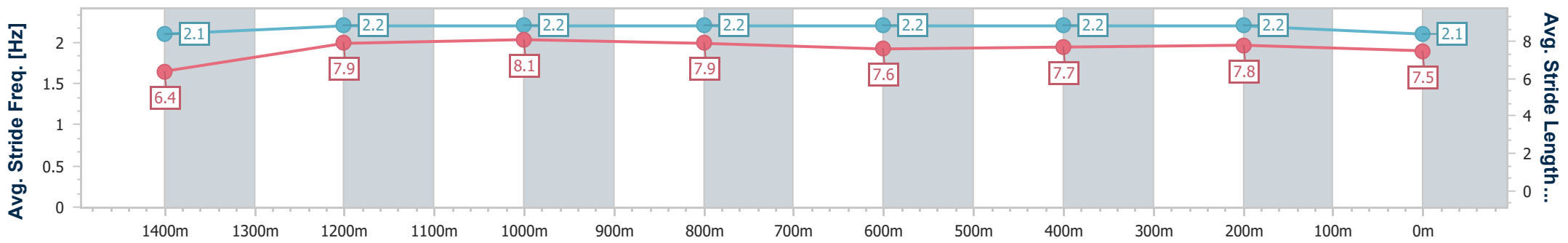
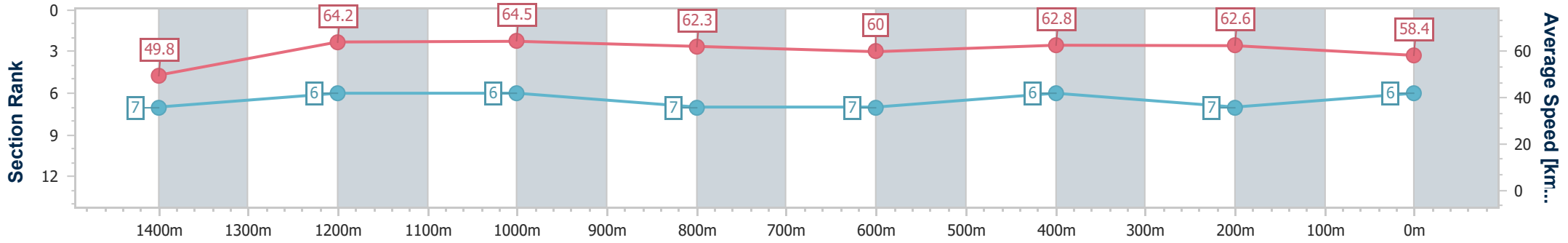


Doomben QLD Professional
Race 8: MEKKAFEST 19 AUGUST BENCHMARK 90 Handicap - 1600m
 08 July 2023 - 16:05
 Track Rating: Soft 5, Weather: Fine, Rail Position: +1m Entire Course



BRISBANE
RACING CLUB

Section	Overall	1400m	1200m	1000m	800m	600m	400m	200m						
Section Times	1:36.11 [6] (0:14.43)	1:21.68 [7] (0:11.17)	1:10.51 [6] (0:11.17)	0:59.34 [6] (0:11.58)	0:47.76 [7] (0:12.16)	0:35.60 [7] (0:11.62)	0:23.98 [6] (0:11.56)	0:12.42 [7] (0:12.42)						
Average Speed [km/h]	49.8	64.2	64.5	62.3	60.0	62.8	62.6	58.4						
Top Speed [km/h]	63.7	65.2	65.3	63.7	61.5	63.4	63.4	61.1						
Avg. Dist. to Rail [m]	3.6	1.0	2.0	1.7	2.3	2.5	3.5	6.0						
Avg. Stride Freq. [Hz]	2.1	2.2	2.2	2.2	2.2	2.2	2.2	2.1						
Avg. Stride Length [m]	6.4	7.9	8.1	7.9	7.6	7.7	7.8	7.5						



- [] Ranking at each section and finish
- .-.- No data available at this section
- NA No data available



Horse/Jockey Name	Hype
Final Rank	7
Fastest Section Time (Section)	0:11.07 (1400m)
Top Speed [km/h] (Section)	66.9 (1400m)
Race State	Finished

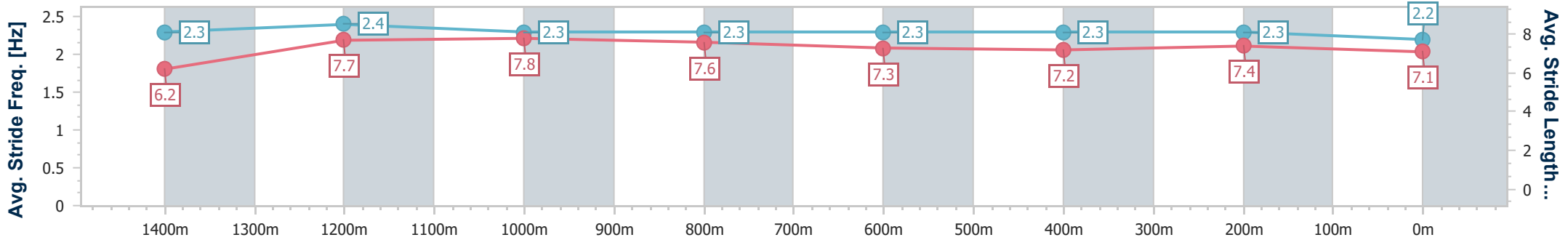
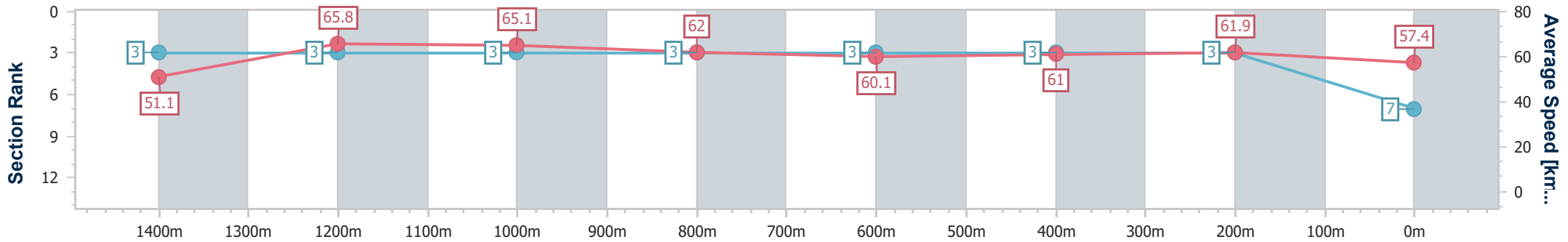


Doomben QLD Professional
Race 8: MEKKAFEST 19 AUGUST BENCHMARK 90 Handicap - 1600m
 08 July 2023 - 16:05
 Track Rating: Soft 5, Weather: Fine, Rail Position: +1m Entire Course



BRISBANE
RACING CLUB

Section	Overall	1400m	1200m	1000m	800m	600m	400m	200m						
Section Times	1:36.18 [7] (0:14.09)	1:22.09 [3] (0:11.07)	1:11.02 [3] (0:11.08)	0:59.94 [3] (0:11.67)	0:48.27 [3] (0:12.13)	0:36.14 [3] (0:11.87)	0:24.27 [3] (0:11.62)	0:12.65 [3] (0:12.65)						
Average Speed [km/h]	51.1	65.8	65.1	62.0	60.1	61.0	61.9	57.4						
Top Speed [km/h]	65.0	66.9	65.8	64.5	61.6	62.0	63.0	60.3						
Avg. Dist. to Rail [m]	5.8	1.4	2.7	2.2	2.4	1.3	1.1	2.7						
Avg. Stride Freq. [Hz]	2.3	2.4	2.3	2.3	2.3	2.3	2.3	2.2						
Avg. Stride Length [m]	6.2	7.7	7.8	7.6	7.3	7.2	7.4	7.1						



- [] Ranking at each section and finish
- .-.- No data available at this section
- NA No data available



Horse/Jockey Name	Hasabro
Final Rank	8
Fastest Section Time (Section)	0:10.97 (1400m)
Top Speed [km/h] (Section)	66.2 (1200m)
Race State	Finished

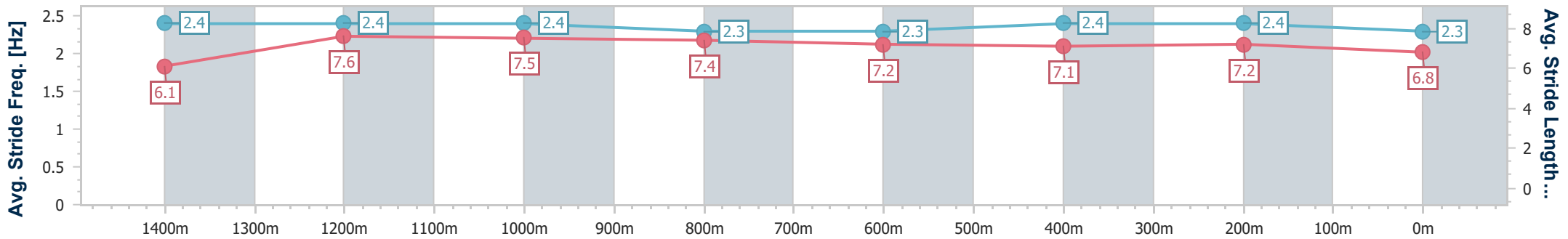
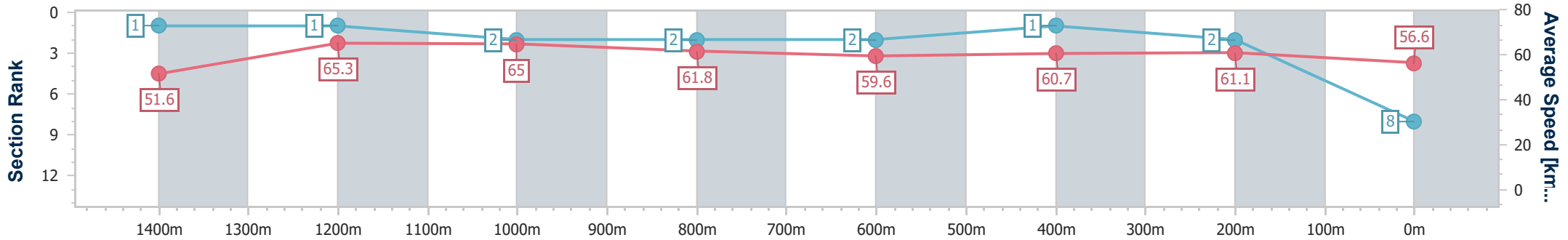


Doomben QLD Professional
Race 8: MEKKAFEST 19 AUGUST BENCHMARK 90 Handicap - 1600m
 08 July 2023 - 16:05
 Track Rating: Soft 5, Weather: Fine, Rail Position: +1m Entire Course



BRISBANE
RACING CLUB

Section	Overall	1400m	1200m	1000m	800m	600m	400m	200m						
Section Times	1:36.31 [8] (0:13.95)	1:22.36 [1] (0:10.97)	1:11.39 [1] (0:11.07)	1:00.32 [2] (0:11.68)	0:48.64 [2] (0:12.17)	0:36.47 [2] (0:11.89)	0:24.58 [1] (0:11.78)	0:12.80 [2] (0:12.80)						
Average Speed [km/h]	51.6	65.3	65.0	61.8	59.6	60.7	61.1	56.6						
Top Speed [km/h]	64.9	65.9	66.2	63.9	60.2	62.0	62.1	59.3						
Avg. Dist. to Rail [m]	2.7	0.8	1.0	1.0	1.4	0.7	0.3	0.7						
Avg. Stride Freq. [Hz]	2.4	2.4	2.4	2.3	2.3	2.4	2.4	2.3						
Avg. Stride Length [m]	6.1	7.6	7.5	7.4	7.2	7.1	7.2	6.8						



- [] Ranking at each section and finish
- .-.- No data available at this section
- NA No data available



Horse/Jockey Name	Stardome
Final Rank	9
Fastest Section Time (Section)	0:11.09 (1200m)
Top Speed [km/h] (Section)	65.9 (1200m)
Race State	Finished

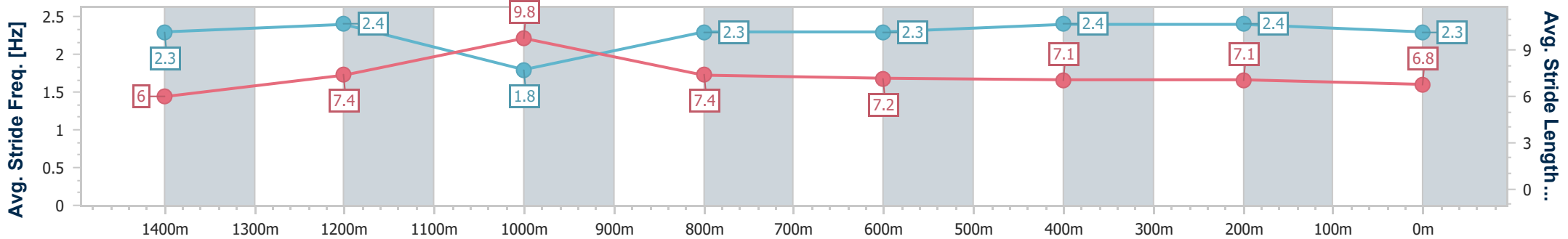
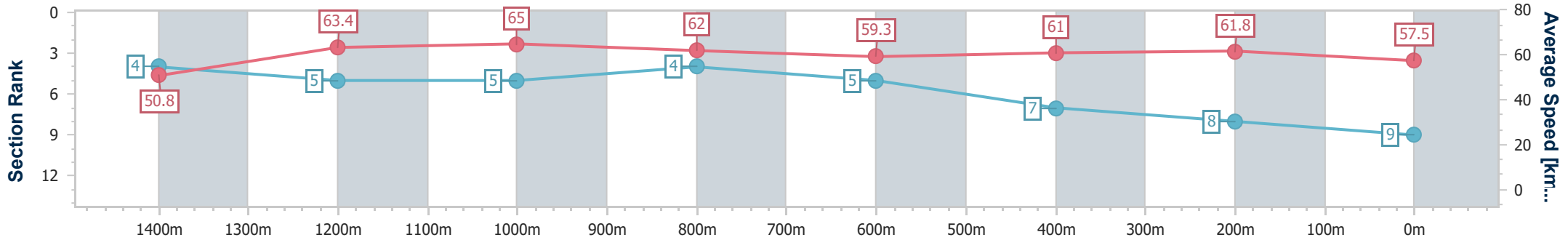


Doomben QLD Professional
Race 8: MEKKAFEST 19 AUGUST BENCHMARK 90 Handicap - 1600m
 08 July 2023 - 16:05
 Track Rating: Soft 5, Weather: Fine, Rail Position: +1m Entire Course



BRISBANE
RACING CLUB

Section	Overall	1400m	1200m	1000m	800m	600m	400m	200m
Section Times	1:36.37 [9] (0:14.15)	1:22.22 [4] (0:11.22)	1:11.00 [5] (0:11.09)	0:59.91 [5] (0:11.64)	0:48.27 [4] (0:12.18)	0:36.09 [5] (0:11.85)	0:24.24 [7] (0:11.61)	0:12.63 [8] (0:12.63)
Average Speed [km/h]	50.8	63.4	65.0	62.0	59.3	61.0	61.8	57.5
Top Speed [km/h]	63.5	64.3	65.9	63.9	60.6	62.9	63.2	60.8
Avg. Dist. to Rail [m]	1.9	1.7	0.8	0.4	0.9	1.0	1.1	1.4
Avg. Stride Freq. [Hz]	2.3	2.4	1.8	2.3	2.3	2.4	2.4	2.3
Avg. Stride Length [m]	6.0	7.4	9.8	7.4	7.2	7.1	7.1	6.8



- [] Ranking at each section and finish
- .-.- No data available at this section
- NA No data available



Horse/Jockey Name	Wapiti
Final Rank	10
Fastest Section Time (Section)	0:11.16 (1200m)
Top Speed [km/h] (Section)	65.0 (1200m)
Race State	Finished

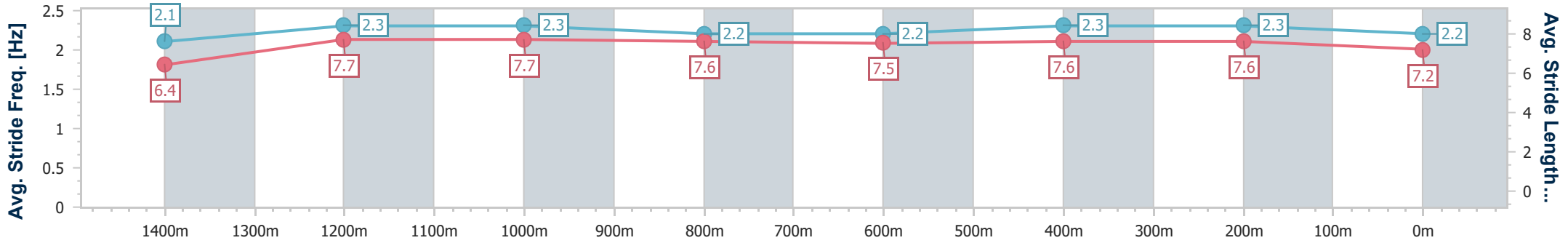
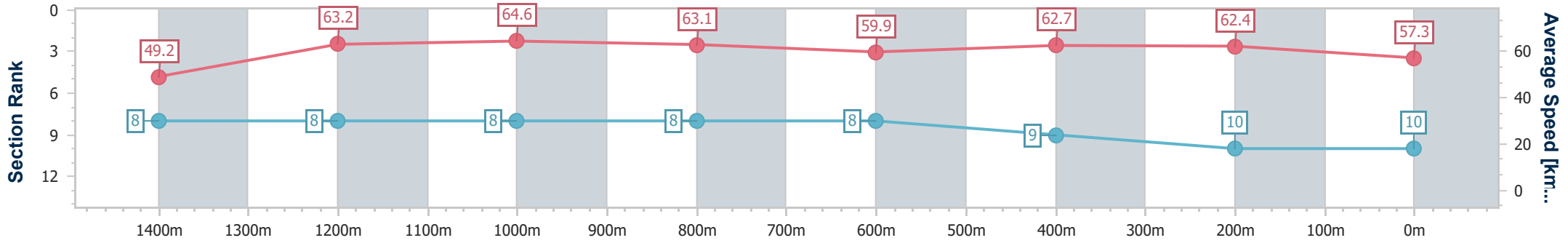


Doomben QLD Professional
Race 8: MEKKAFEST 19 AUGUST BENCHMARK 90 Handicap - 1600m
 08 July 2023 - 16:05
 Track Rating: Soft 5, Weather: Fine, Rail Position: +1m Entire Course



BRISBANE
RACING CLUB

Section	Overall	1400m	1200m	1000m	800m	600m	400m	200m						
Section Times	1:36.54 [10] (0:14.63)	1:21.91 [8] (0:11.38)	1:10.53 [8] (0:11.16)	0:59.37 [8] (0:11.45)	0:47.92 [8] (0:12.12)	0:35.80 [8] (0:11.58)	0:24.22 [9] (0:11.57)	0:12.65 [10] (0:12.65)						
Average Speed [km/h]	49.2	63.2	64.6	63.1	59.9	62.7	62.4	57.3						
Top Speed [km/h]	63.4	64.2	65.0	64.9	61.0	63.9	63.3	60.4						
Avg. Dist. to Rail [m]	2.2	0.5	2.0	2.0	1.5	1.3	3.1	5.7						
Avg. Stride Freq. [Hz]	2.1	2.3	2.3	2.2	2.2	2.3	2.3	2.2						
Avg. Stride Length [m]	6.4	7.7	7.7	7.6	7.5	7.6	7.6	7.2						



- [] Ranking at each section and finish
- .-.- No data available at this section
- NA No data available