



Doomben QLD Professional
Race 9: TEDDY BEARS PICNIC AT THE RACES Colts, Geldings & Entires
BENCHMARK 78 Handicap - 1200m
08 July 2023 - 16:39



BRISBANE
RACING CLUB

Track Rating: Soft 5, Weather: Fine, Rail Position: +1m Entire Course

Section		Overall	1000m	800m	600m	400m	200m	Last 600m					
Field Times		1:09.85 (0:13.09)	0:56.76 (0:10.65)	0:46.11 (0:10.96)	0:35.15 (0:11.34)	0:23.81 (0:11.41)	0:12.40 (0:12.40)	0:35.15					
Rank	TAB Horse/Jockey	Barrier	Top Speed [km/h]	Fastest Section						Margin	Distance Travelled [m]		
1	12 HATCHET Ben Thompson	7	68.2	0:10.94	1:09.85 [1] (0:13.58)	0:56.27 [6] (0:11.00)	0:45.27 [7] (0:10.94)	0:34.33 [6] (0:11.21)	0:23.12 [6] (0:11.18)	0:11.94 [3] (0:11.94)	1:09.85	0:34.33	
2	14 ZARASTRO Ryan Maloney	1	69.3	0:10.79	1:09.87 [2] (0:13.09)	0:56.78 [1] (0:10.79)	0:45.99 [2] (0:10.83)	0:35.16 [2] (0:11.33)	0:23.83 [1] (0:11.41)	0:12.42 [1] (0:12.42)	0.11L	0:35.16	-6
3	1 KANAZAWA Cejay Graham	5	68.4	0:10.78	1:10.02 [3] (0:13.19)	0:56.83 [2] (0:10.78)	0:46.05 [3] (0:11.07)	0:34.98 [3] (0:11.21)	0:23.77 [3] (0:11.43)	0:12.34 [2] (0:12.34)	1.02L	0:34.98	+0
4	9 RELEASE THE BEANS Boris Thornton	17	68.7	0:10.72	1:10.25 [4] (0:14.46)	0:55.79 [11] (0:10.72)	0:45.07 [11] (0:11.20)	0:33.87 [11] (0:11.16)	0:22.71 [11] (0:10.92)	0:11.79 [11] (0:11.79)	2.36L	0:33.87	-2
5	10 KOSCIUSKO Nathan Evans	3	67.3	0:10.96	1:10.35 [5] (0:13.20)	0:57.15 [3] (0:10.96)	0:46.19 [4] (0:11.13)	0:35.06 [5] (0:11.22)	0:23.84 [4] (0:11.45)	0:12.39 [4] (0:12.39)	2.93L	0:35.06	+1
6	4 MOB BUSTER Georgina Cartwright	6	67.9	0:10.74	1:10.51 [6] (0:13.79)	0:56.72 [8] (0:10.74)	0:45.98 [6] (0:11.08)	0:34.90 [7] (0:11.18)	0:23.72 [7] (0:11.38)	0:12.34 [7] (0:12.34)	3.87L	0:34.90	-2
7	13 SCHILLER BAY Justin Huxtable	9	67.1	0:11.01	1:10.57 [7] (0:13.62)	0:56.95 [7] (0:11.11)	0:45.84 [8] (0:11.01)	0:34.83 [8] (0:11.27)	0:23.56 [8] (0:11.17)	0:12.39 [8] (0:12.39)	4.23L	0:34.83	+2
8	6 BROKEN HERO Michael Cahill	12	67.1	0:10.98	1:10.62 [8] (0:13.94)	0:56.68 [9] (0:10.98)	0:45.70 [10] (0:11.24)	0:34.46 [10] (0:11.10)	0:23.36 [10] (0:11.15)	0:12.21 [9] (0:12.21)	4.54L	0:34.46	+1
9	17 WOLFF BOSS Samantha Collett	2	68.5	0:10.74	1:11.05 [9] (0:13.47)	0:57.58 [5] (0:10.74)	0:46.84 [5] (0:11.03)	0:35.81 [4] (0:11.29)	0:24.52 [5] (0:11.60)	0:12.92 [6] (0:12.92)	7.05L	0:35.81	-7
10	5 MOSCINI Jaden Lloyd	11	67.4	0:10.89	1:11.15 [10] (0:13.96)	0:57.19 [10] (0:10.89)	0:46.30 [9] (0:11.17)	0:35.13 [9] (0:11.18)	0:23.95 [9] (0:11.24)	0:12.71 [10] (0:12.71)	7.63L	0:35.13	-4

Scratched: Hard Landing (#3), Outback Action (#11), Luskin Hero (#16), Magic In Me (#18), Mill Rossa (#7), Harlequin Field (#15)



Doomben QLD Professional
Race 9: TEDDY BEARS PICNIC AT THE RACES Colts, Geldings & Entires
BENCHMARK 78 Handicap - 1200m
08 July 2023 - 16:39



Track Rating: Soft 5, Weather: Fine, Rail Position: +1m Entire Course

Section	Overall	1000m	800m	600m	400m	200m	Last 600m
Field Times	1:09.85 (0:13.09)	0:56.76 (0:10.65)	0:46.11 (0:10.96)	0:35.15 (0:11.34)	0:23.81 (0:11.41)	0:12.40 (0:12.40)	0:35.15

Rank	TAB	Horse/Jockey	Barrier	Top Speed [km/h]	Fastest Section	Overall	1000m	800m	600m	400m	200m	Margin	Distance Travelled [m]	
11	2	BUGALUGS	18	70.2	0:10.35	1:11.47 [11]	0:58.08 [4]	0:47.73 [1]	0:36.77 [1]	0:25.38 [2]	0:13.46 [5]	9.52L	0:36.77	+2
		Melea Castle		1000m	1000m	(0:13.39)	(0:10.35)	(0:10.96)	(0:11.39)	(0:11.92)	(0:13.46)			
12	8	COLPO DI TAMBURO	16	68.0	0:11.09	1:12.79 [12]	0:58.15 [12]	0:47.06 [12]	0:35.91 [12]	0:24.65 [12]	0:13.18 [12]	17.27L	0:35.91	+0
		Tegan Harrison		800m	1000m	(0:14.64)	(0:11.09)	(0:11.15)	(0:11.26)	(0:11.47)	(0:13.18)			

Scratched: Hard Landing (#3), Outback Action (#11), Luskin Hero (#16), Magic In Me (#18), Mill Rossa (#7), Harlequin Field (#15)



Horse/Jockey Name	Hatchet
Final Rank	1
Fastest Section Time (Section)	0:10.94 (800m)
Top Speed [km/h] (Section)	68.2 (Overall)
Race State	Finished



Doomben QLD Professional
Race 9: TEDDY BEARS PICNIC AT THE RACES Colts, Geldings & Entires BENCHMARK 78 Handicap - 1200m

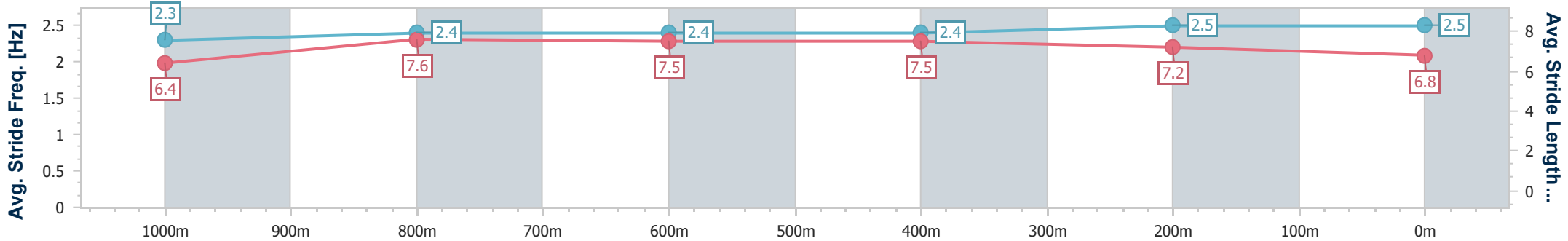
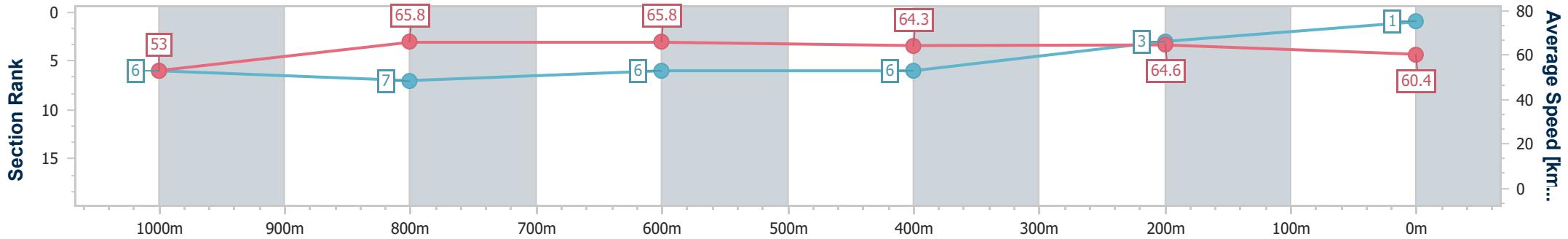


08 July 2023 - 16:39

Track Rating: Soft 5, Weather: Fine, Rail Position: +1m Entire Course

BRISBANE RACING CLUB

Section	Overall	1000m	800m	600m	400m	200m
Section Times	1:09.85 [1] (0:13.58)	0:56.27 [6] (0:11.00)	0:45.27 [7] (0:10.94)	0:34.33 [6] (0:11.21)	0:23.12 [6] (0:11.18)	0:11.94 [3] (0:11.94)
Average Speed [km/h]	53.0	65.8	65.8	64.3	64.6	60.4
Top Speed [km/h]	68.2	67.6	66.9	65.6	65.3	64.3
Avg. Dist. to Rail [m]	5.6	2.1	0.3	0.5	3.5	7.0
Avg. Stride Freq. [Hz]	2.3	2.4	2.4	2.4	2.5	2.5
Avg. Stride Length [m]	6.4	7.6	7.5	7.5	7.2	6.8



- [] Ranking at each section and finish
- .-.- No data available at this section
- NA No data available



Horse/Jockey Name	Zarastro
Final Rank	2
Fastest Section Time (Section)	0:10.79 (1000m)
Top Speed [km/h] (Section)	69.3 (Overall)
Race State	Finished



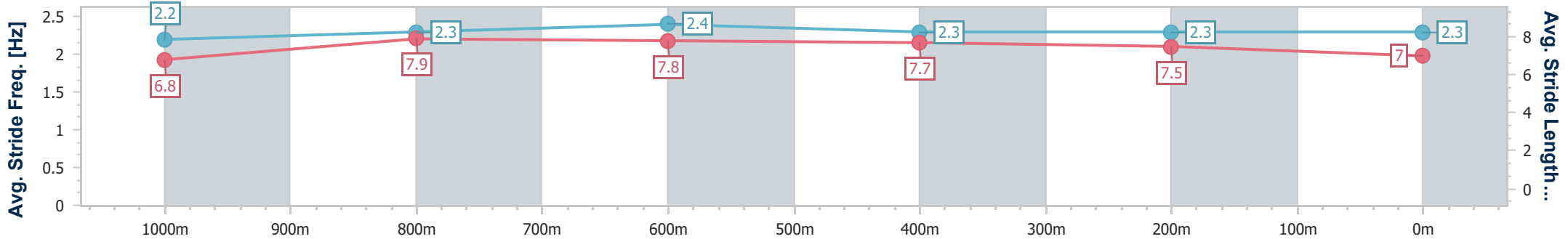
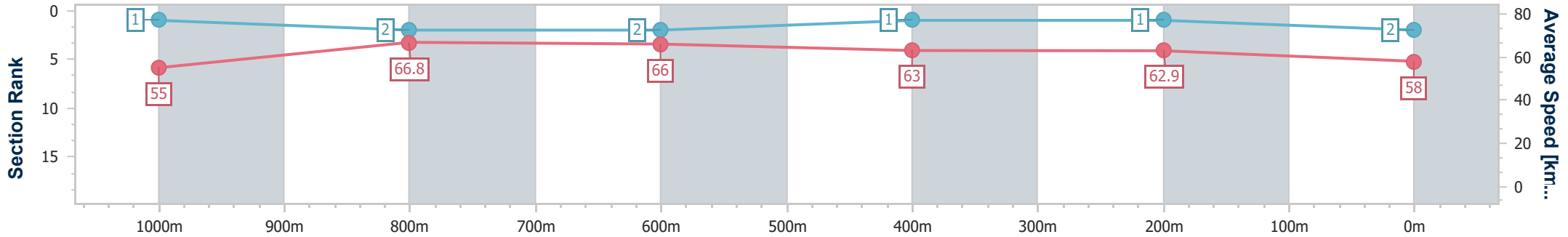
Doomben QLD Professional
Race 9: TEDDY BEARS PICNIC AT THE RACES Colts, Geldings & Entires BENCHMARK 78 Handicap - 1200m



08 July 2023 - 16:39
 Track Rating: Soft 5, Weather: Fine, Rail Position: +1m Entire Course

BRISBANE RACING CLUB

Section	Overall	1000m	800m	600m	400m	200m
Section Times	1:09.87 [2] (0:13.09)	0:56.78 [1] (0:10.79)	0:45.99 [2] (0:10.83)	0:35.16 [2] (0:11.33)	0:23.83 [1] (0:11.41)	0:12.42 [1] (0:12.42)
Average Speed [km/h]	55.0	66.8	66.0	63.0	62.9	58.0
Top Speed [km/h]	69.3	68.7	66.9	65.1	63.4	61.7
Avg. Dist. to Rail [m]	1.2	0.3	1.2	1.3	1.6	1.2
Avg. Stride Freq. [Hz]	2.2	2.3	2.4	2.3	2.3	2.3
Avg. Stride Length [m]	6.8	7.9	7.8	7.7	7.5	7.0



- [] Ranking at each section and finish
- .-.- No data available at this section
- NA No data available



Horse/Jockey Name	Kanazawa
Final Rank	3
Fastest Section Time (Section)	0:10.78 (1000m)
Top Speed [km/h] (Section)	68.4 (1000m)
Race State	Finished



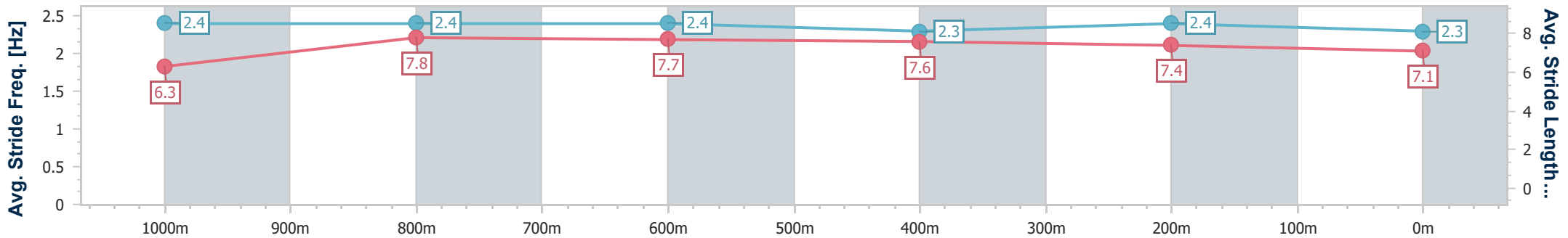
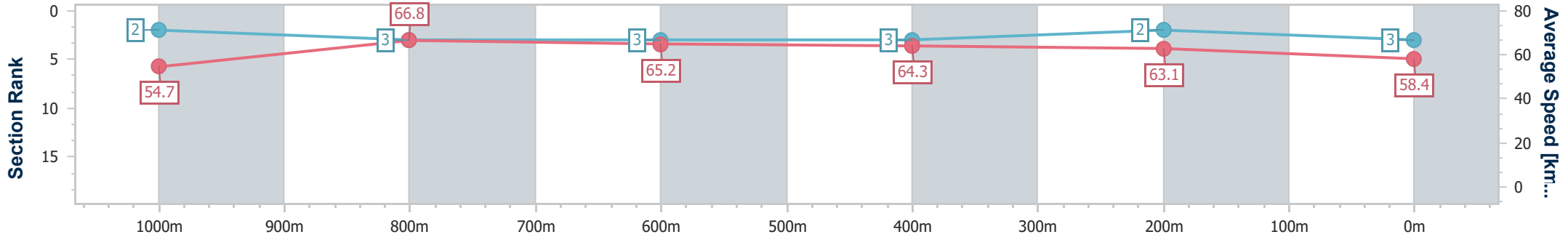
Doomben QLD Professional
Race 9: TEDDY BEARS PICNIC AT THE RACES Colts, Geldings & Entires BENCHMARK 78 Handicap - 1200m



08 July 2023 - 16:39
 Track Rating: Soft 5, Weather: Fine, Rail Position: +1m Entire Course

BRISBANE
 RACING CLUB

Section	Overall	1000m	800m	600m	400m	200m
Section Times	1:10.02 [3] (0:13.19)	0:56.83 [2] (0:10.78)	0:46.05 [3] (0:11.07)	0:34.98 [3] (0:11.21)	0:23.77 [3] (0:11.43)	0:12.34 [2] (0:12.34)
Average Speed [km/h]	54.7	66.8	65.2	64.3	63.1	58.4
Top Speed [km/h]	67.8	68.4	66.4	65.4	64.5	63.0
Avg. Dist. to Rail [m]	4.2	1.4	0.5	0.3	1.9	3.3
Avg. Stride Freq. [Hz]	2.4	2.4	2.4	2.3	2.4	2.3
Avg. Stride Length [m]	6.3	7.8	7.7	7.6	7.4	7.1



- [] Ranking at each section and finish
- .-.- No data available at this section
- NA No data available



Horse/Jockey Name	Release The Beans
Final Rank	4
Fastest Section Time (Section)	0:10.72 (1000m)
Top Speed [km/h] (Section)	68.7 (1000m)
Race State	Finished



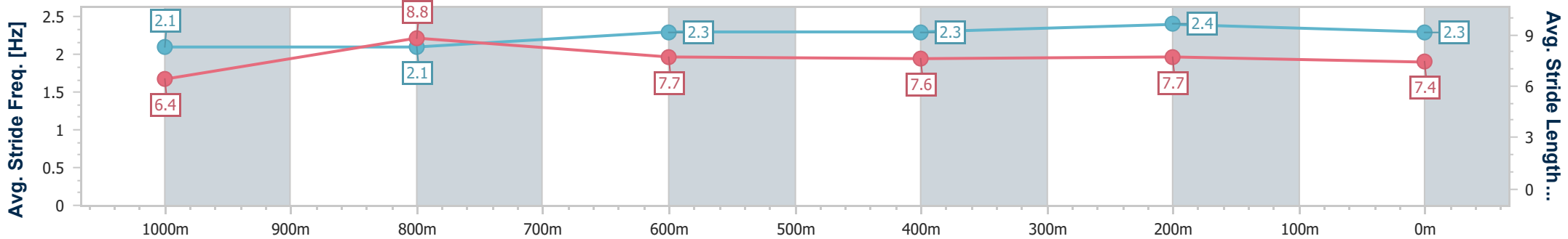
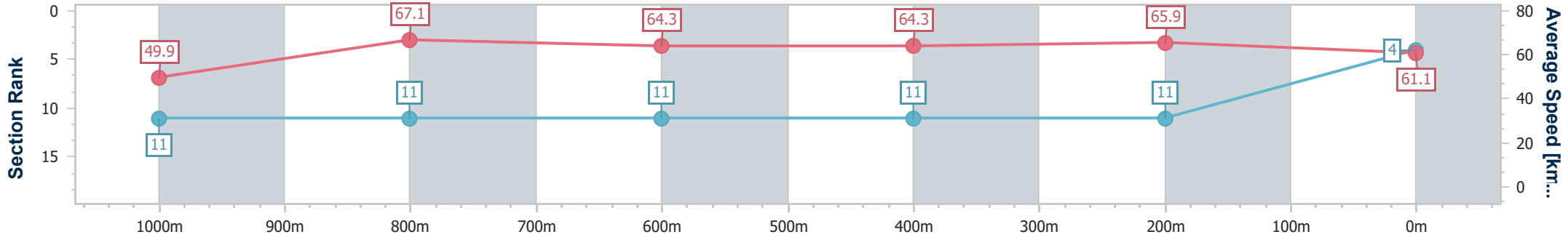
Doomben QLD Professional
 Race 9: TEDDY BEARS PICNIC AT THE RACES Colts, Geldings
 & Entires BENCHMARK 78 Handicap - 1200m



08 July 2023 - 16:39
 Track Rating: Soft 5, Weather: Fine, Rail Position: +1m Entire
 Course

BRISBANE
 RACING CLUB

Section	Overall	1000m	800m	600m	400m	200m
Section Times	1:10.25 [4] (0:14.46)	0:55.79 [11] (0:10.72)	0:45.07 [11] (0:11.20)	0:33.87 [11] (0:11.16)	0:22.71 [11] (0:10.92)	0:11.79 [11] (0:11.79)
Average Speed [km/h]	49.9	67.1	64.3	64.3	65.9	61.1
Top Speed [km/h]	68.2	68.7	65.5	65.3	67.2	64.9
Avg. Dist. to Rail [m]	10.0	1.7	0.2	0.7	2.1	6.2
Avg. Stride Freq. [Hz]	2.1	2.1	2.3	2.3	2.4	2.3
Avg. Stride Length [m]	6.4	8.8	7.7	7.6	7.7	7.4



- [] Ranking at each section and finish
- .-.- No data available at this section
- NA No data available



Horse/Jockey Name	Kosciusko
Final Rank	5
Fastest Section Time (Section)	0:10.96 (1000m)
Top Speed [km/h] (Section)	67.3 (Overall)
Race State	Finished



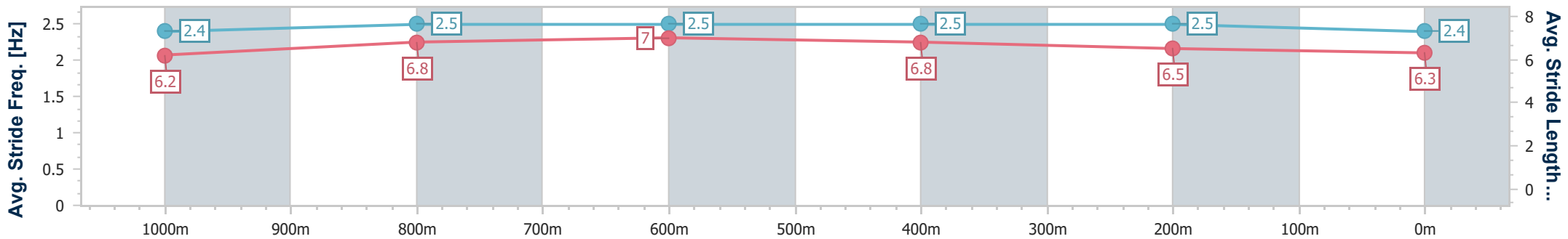
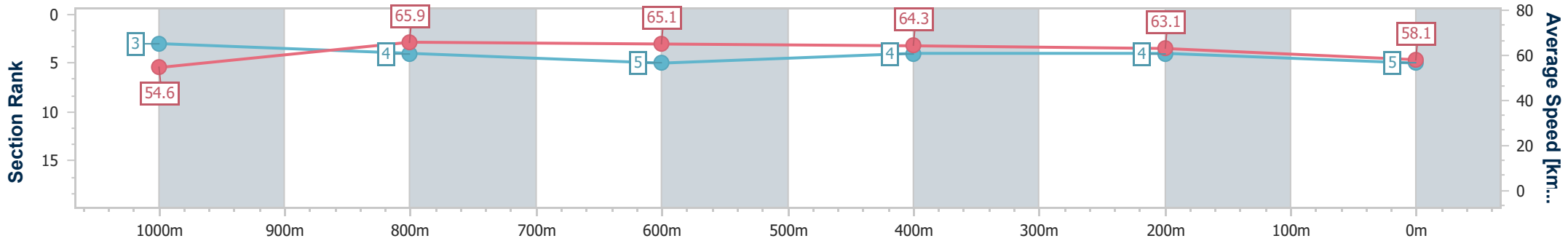
Doomben QLD Professional
Race 9: TEDDY BEARS PICNIC AT THE RACES Colts, Geldings
 & Entires BENCHMARK 78 Handicap - 1200m



08 July 2023 - 16:39
 Track Rating: Soft 5, Weather: Fine, Rail Position: +1m Entire
 Course

BRISBANE
 RACING CLUB

Section	Overall	1000m	800m	600m	400m	200m
Section Times	1:10.35 [5] (0:13.20)	0:57.15 [3] (0:10.96)	0:46.19 [4] (0:11.13)	0:35.06 [5] (0:11.22)	0:23.84 [4] (0:11.45)	0:12.39 [4] (0:12.39)
Average Speed [km/h]	54.6	65.9	65.1	64.3	63.1	58.1
Top Speed [km/h]	67.3	66.4	66.2	65.0	64.1	61.2
Avg. Dist. to Rail [m]	3.5	1.9	1.3	0.4	2.0	4.4
Avg. Stride Freq. [Hz]	2.4	2.5	2.5	2.5	2.5	2.4
Avg. Stride Length [m]	6.2	6.8	7.0	6.8	6.5	6.3



- [] Ranking at each section and finish
- .-.- No data available at this section
- NA No data available



Horse/Jockey Name	Mob Buster
Final Rank	6
Fastest Section Time (Section)	0:10.74 (1000m)
Top Speed [km/h] (Section)	67.9 (1000m)
Race State	Finished



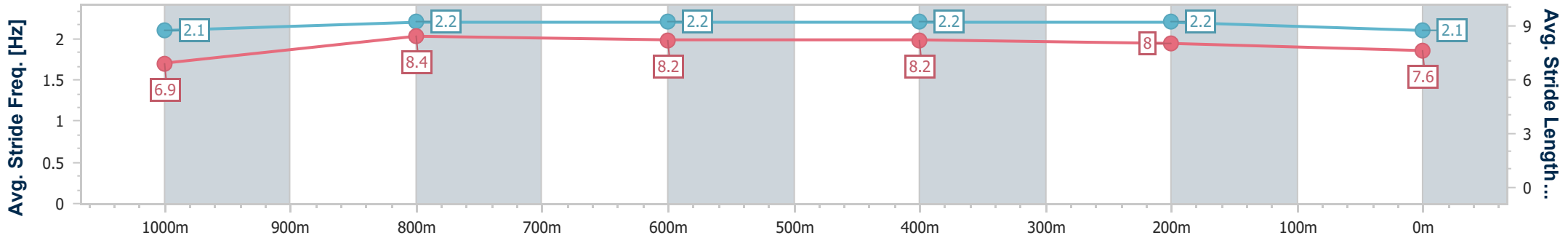
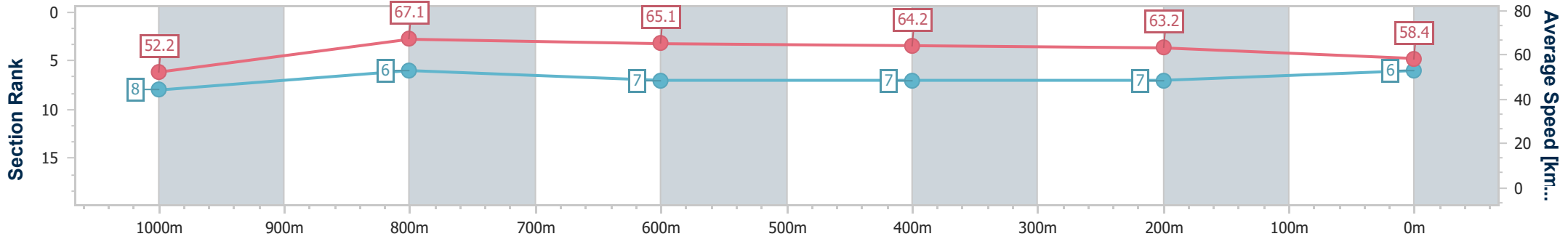
Doomben QLD Professional
Race 9: TEDDY BEARS PICNIC AT THE RACES Colts, Geldings & Entires BENCHMARK 78 Handicap - 1200m



08 July 2023 - 16:39
 Track Rating: Soft 5, Weather: Fine, Rail Position: +1m Entire Course

BRISBANE RACING CLUB

Section	Overall	1000m	800m	600m	400m	200m
Section Times	1:10.51 [6] (0:13.79)	0:56.72 [8] (0:10.74)	0:45.98 [6] (0:11.08)	0:34.90 [7] (0:11.18)	0:23.72 [7] (0:11.38)	0:12.34 [7] (0:12.34)
Average Speed [km/h]	52.2	67.1	65.1	64.2	63.2	58.4
Top Speed [km/h]	67.5	67.9	65.6	65.2	64.2	61.8
Avg. Dist. to Rail [m]	3.4	0.5	0.3	0.6	0.7	0.3
Avg. Stride Freq. [Hz]	2.1	2.2	2.2	2.2	2.2	2.1
Avg. Stride Length [m]	6.9	8.4	8.2	8.2	8.0	7.6



- [] Ranking at each section and finish
- .-.- No data available at this section
- NA No data available



Horse/Jockey Name	Schiller Bay
Final Rank	7
Fastest Section Time (Section)	0:11.01 (800m)
Top Speed [km/h] (Section)	67.1 (Overall)
Race State	Finished



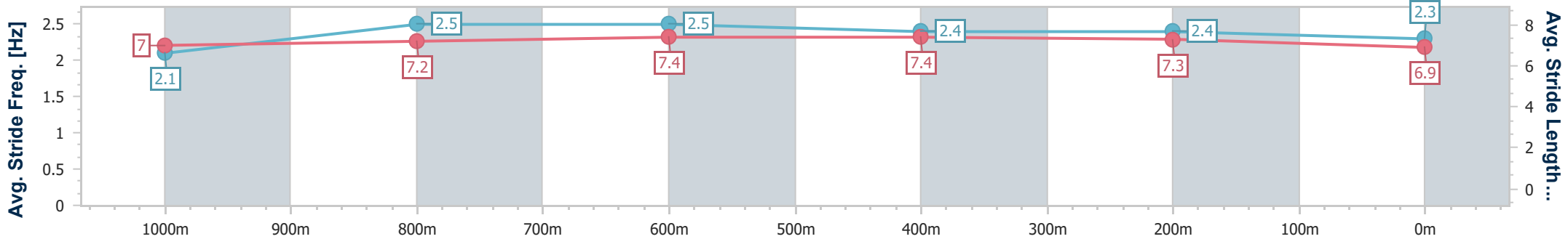
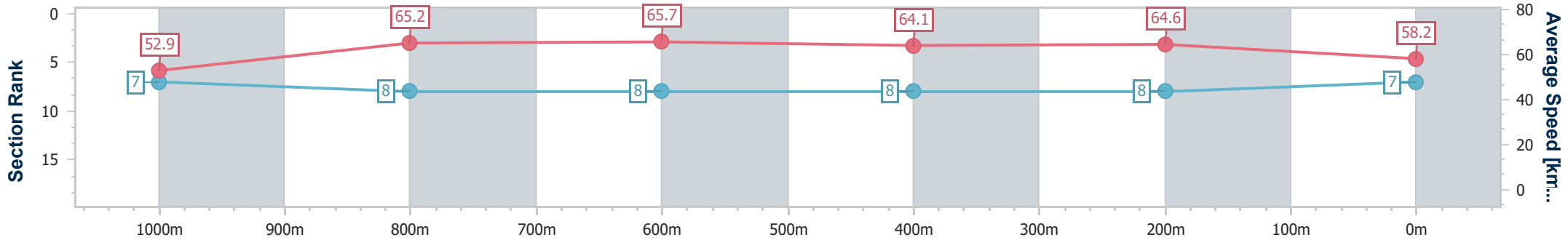
Doomben QLD Professional
Race 9: TEDDY BEARS PICNIC AT THE RACES Colts, Geldings & Entires BENCHMARK 78 Handicap - 1200m



08 July 2023 - 16:39
 Track Rating: Soft 5, Weather: Fine, Rail Position: +1m Entire Course

BRISBANE RACING CLUB

Section	Overall	1000m	800m	600m	400m	200m
Section Times	1:10.57 [7] (0:13.62)	0:56.95 [7] (0:11.11)	0:45.84 [8] (0:11.01)	0:34.83 [8] (0:11.27)	0:23.56 [8] (0:11.17)	0:12.39 [8] (0:12.39)
Average Speed [km/h]	52.9	65.2	65.7	64.1	64.6	58.2
Top Speed [km/h]	67.1	65.8	66.3	65.9	66.2	63.0
Avg. Dist. to Rail [m]	5.8	2.4	0.8	0.6	2.4	2.0
Avg. Stride Freq. [Hz]	2.1	2.5	2.5	2.4	2.4	2.3
Avg. Stride Length [m]	7.0	7.2	7.4	7.4	7.3	6.9



- [] Ranking at each section and finish
- .-.- No data available at this section
- NA No data available



Horse/Jockey Name	Broken Hero
Final Rank	8
Fastest Section Time (Section)	0:10.98 (1000m)
Top Speed [km/h] (Section)	67.1 (1000m)
Race State	Finished



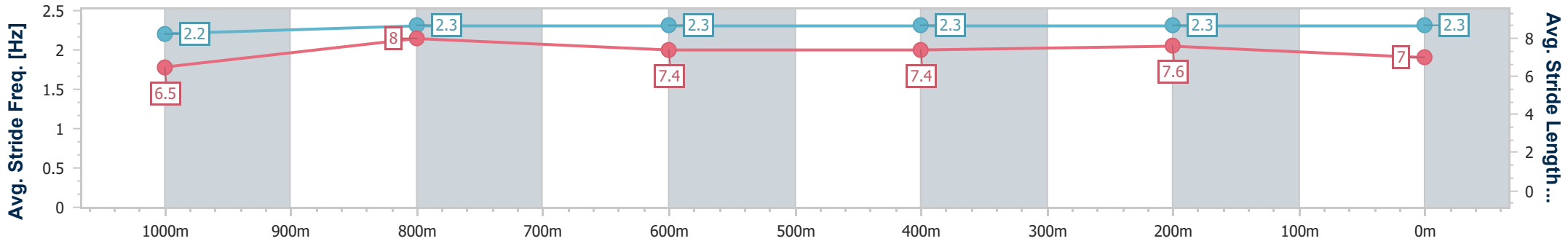
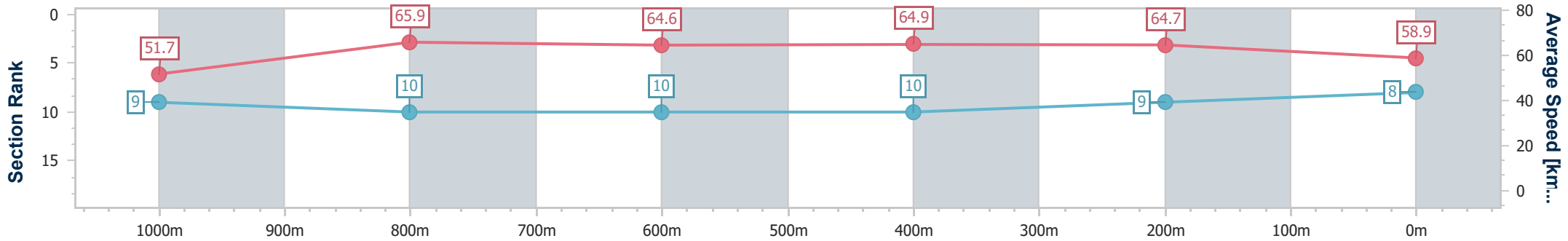
Doomben QLD Professional
Race 9: TEDDY BEARS PICNIC AT THE RACES Colts, Geldings & Entires BENCHMARK 78 Handicap - 1200m



08 July 2023 - 16:39
 Track Rating: Soft 5, Weather: Fine, Rail Position: +1m Entire Course

BRISBANE RACING CLUB

Section	Overall	1000m	800m	600m	400m	200m
Section Times	1:10.62 [8] (0:13.94)	0:56.68 [9] (0:10.98)	0:45.70 [10] (0:11.24)	0:34.46 [10] (0:11.10)	0:23.36 [10] (0:11.15)	0:12.21 [9] (0:12.21)
Average Speed [km/h]	51.7	65.9	64.6	64.9	64.7	58.9
Top Speed [km/h]	66.9	67.1	65.4	66.0	65.7	63.1
Avg. Dist. to Rail [m]	8.5	2.5	1.3	0.4	2.8	7.2
Avg. Stride Freq. [Hz]	2.2	2.3	2.3	2.3	2.3	2.3
Avg. Stride Length [m]	6.5	8.0	7.4	7.4	7.6	7.0



- [] Ranking at each section and finish
- .-.- No data available at this section
- NA No data available



Horse/Jockey Name	Wolff Boss
Final Rank	9
Fastest Section Time (Section)	0:10.74 (1000m)
Top Speed [km/h] (Section)	68.5 (1000m)
Race State	Finished



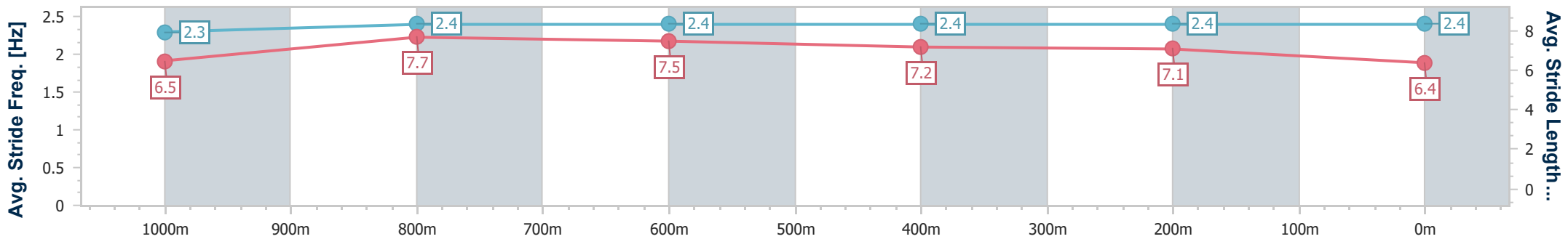
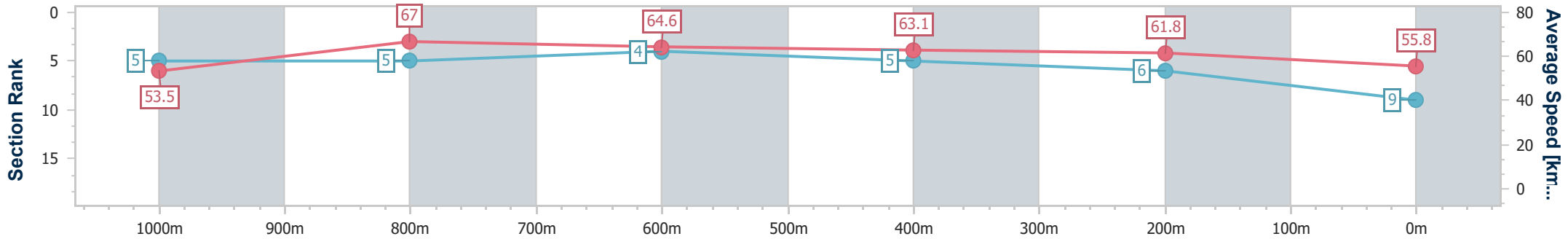
Doomben QLD Professional
Race 9: TEDDY BEARS PICNIC AT THE RACES Colts, Geldings & Entires BENCHMARK 78 Handicap - 1200m



08 July 2023 - 16:39
 Track Rating: Soft 5, Weather: Fine, Rail Position: +1m Entire Course

BRISBANE RACING CLUB

Section	Overall	1000m	800m	600m	400m	200m
Section Times	1:11.05 [9] (0:13.47)	0:57.58 [5] (0:10.74)	0:46.84 [5] (0:11.03)	0:35.81 [4] (0:11.29)	0:24.52 [5] (0:11.60)	0:12.92 [6] (0:12.92)
Average Speed [km/h]	53.5	67.0	64.6	63.1	61.8	55.8
Top Speed [km/h]	68.1	68.5	65.9	65.5	63.3	59.5
Avg. Dist. to Rail [m]	2.1	0.2	1.9	1.8	1.2	1.0
Avg. Stride Freq. [Hz]	2.3	2.4	2.4	2.4	2.4	2.4
Avg. Stride Length [m]	6.5	7.7	7.5	7.2	7.1	6.4



- [] Ranking at each section and finish
- .-.- No data available at this section
- NA No data available



Horse/Jockey Name	Moscini
Final Rank	10
Fastest Section Time (Section)	0:10.89 (1000m)
Top Speed [km/h] (Section)	67.4 (1000m)
Race State	Finished



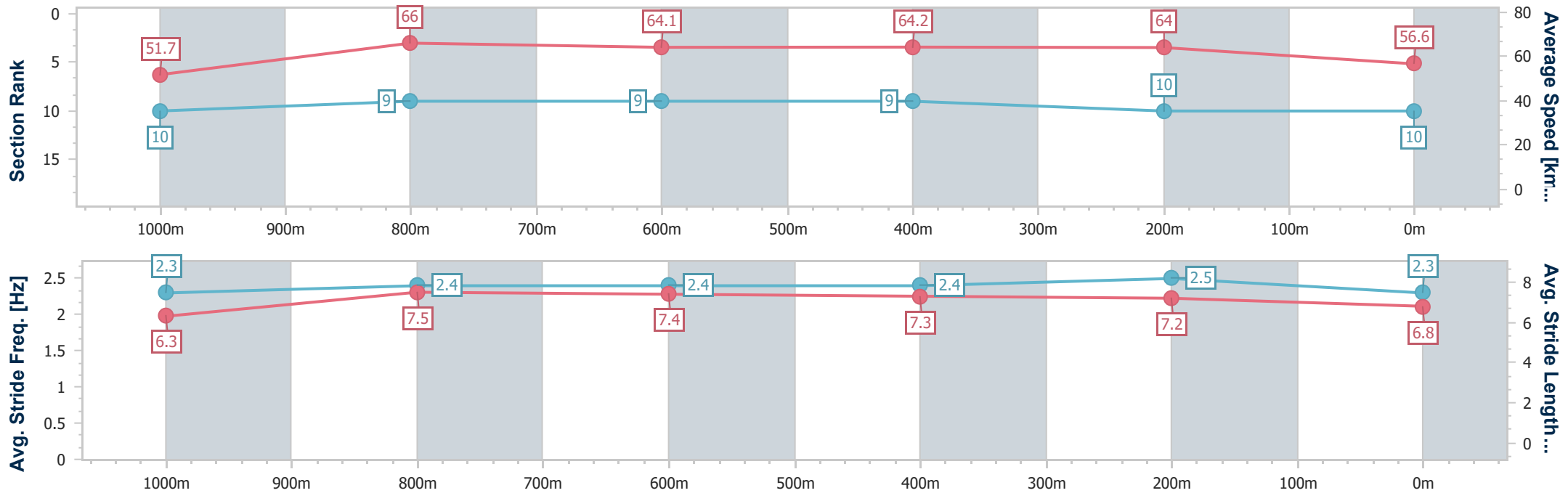
Doomben QLD Professional
Race 9: TEDDY BEARS PICNIC AT THE RACES Colts, Geldings & Entires BENCHMARK 78 Handicap - 1200m



08 July 2023 - 16:39
 Track Rating: Soft 5, Weather: Fine, Rail Position: +1m Entire Course

BRISBANE
 RACING CLUB

Section	Overall	1000m	800m	600m	400m	200m
Section Times	1:11.15 [10] (0:13.96)	0:57.19 [10] (0:10.89)	0:46.30 [9] (0:11.17)	0:35.13 [9] (0:11.18)	0:23.95 [9] (0:11.24)	0:12.71 [10] (0:12.71)
Average Speed [km/h]	51.7	66.0	64.1	64.2	64.0	56.6
Top Speed [km/h]	66.7	67.4	65.5	65.4	65.2	62.2
Avg. Dist. to Rail [m]	5.9	0.4	0.9	0.5	0.4	0.3
Avg. Stride Freq. [Hz]	2.3	2.4	2.4	2.4	2.5	2.3
Avg. Stride Length [m]	6.3	7.5	7.4	7.3	7.2	6.8





Horse/Jockey Name	Bugalugs
Final Rank	11
Fastest Section Time (Section)	0:10.35 (1000m)
Top Speed [km/h] (Section)	70.2 (1000m)
Race State	Finished



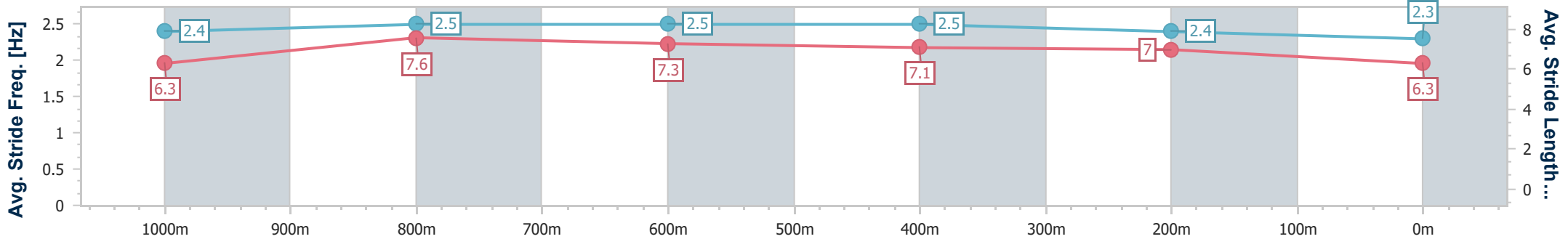
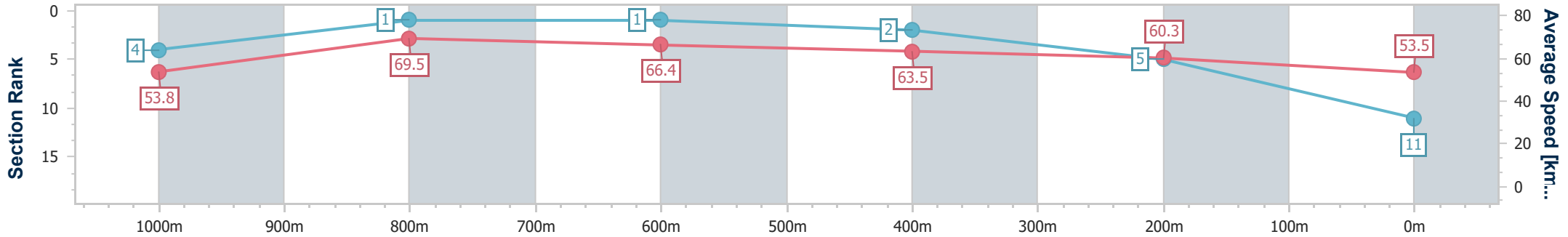
Doomben QLD Professional
Race 9: TEDDY BEARS PICNIC AT THE RACES Colts, Geldings & Entires BENCHMARK 78 Handicap - 1200m



08 July 2023 - 16:39
 Track Rating: Soft 5, Weather: Fine, Rail Position: +1m Entire Course

BRISBANE RACING CLUB

Section	Overall	1000m	800m	600m	400m	200m
Section Times	1:11.47 [11] (0:13.39)	0:58.08 [4] (0:10.35)	0:47.73 [1] (0:10.96)	0:36.77 [1] (0:11.39)	0:25.38 [2] (0:11.92)	0:13.46 [5] (0:13.46)
Average Speed [km/h]	53.8	69.5	66.4	63.5	60.3	53.5
Top Speed [km/h]	69.7	70.2	69.8	65.5	62.3	57.3
Avg. Dist. to Rail [m]	10.3	3.4	1.9	0.7	1.0	1.3
Avg. Stride Freq. [Hz]	2.4	2.5	2.5	2.5	2.4	2.3
Avg. Stride Length [m]	6.3	7.6	7.3	7.1	7.0	6.3



- [] Ranking at each section and finish
- .-.- No data available at this section
- NA No data available



Horse/Jockey Name	Colpo Di Tamburo
Final Rank	12
Fastest Section Time (Section)	0:11.09 (1000m)
Top Speed [km/h] (Section)	68.0 (800m)
Race State	Finished



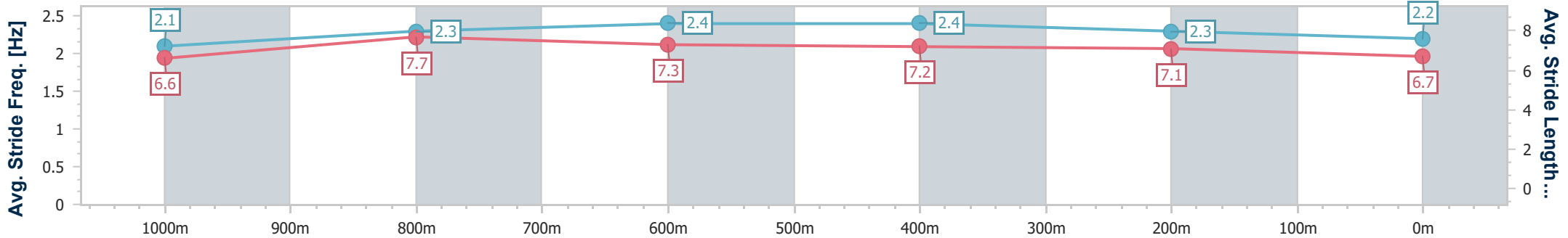
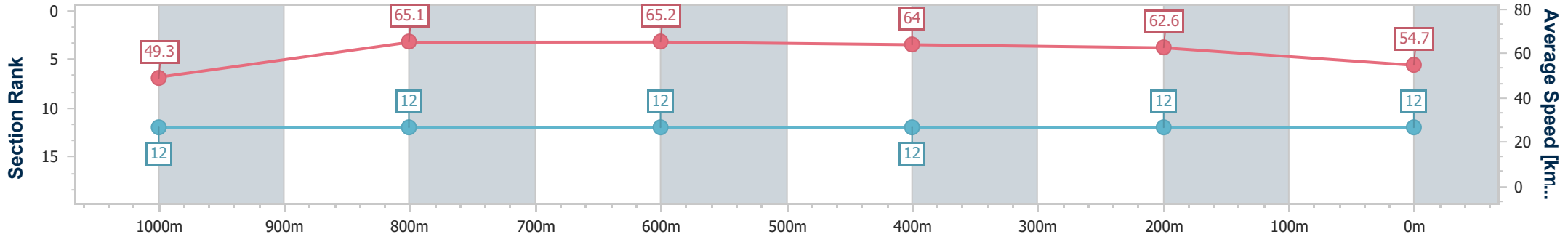
Doomben QLD Professional
Race 9: TEDDY BEARS PICNIC AT THE RACES Colts, Geldings & Entires BENCHMARK 78 Handicap - 1200m



08 July 2023 - 16:39
 Track Rating: Soft 5, Weather: Fine, Rail Position: +1m Entire Course

BRISBANE RACING CLUB

Section	Overall	1000m	800m	600m	400m	200m								
Section Times	1:12.79 [12] (0:14.64)	0:58.15 [12] (0:11.09)	0:47.06 [12] (0:11.15)	0:35.91 [12] (0:11.26)	0:24.65 [12] (0:11.47)	0:13.18 [12] (0:13.18)								
Average Speed [km/h]	49.3	65.1	65.2	64.0	62.6	54.7								
Top Speed [km/h]	64.1	66.2	68.0	65.0	63.6	60.6								
Avg. Dist. to Rail [m]	8.3	2.0	1.6	0.9	1.0	0.6								
Avg. Stride Freq. [Hz]	2.1	2.3	2.4	2.4	2.3	2.2								
Avg. Stride Length [m]	6.6	7.7	7.3	7.2	7.1	6.7								



- [] Ranking at each section and finish
- .-.- No data available at this section
- NA No data available