



Toowoomba QLD Professional
Race 2: 1EQUINE - FOR THE EQUINE ATHLETE BENCHMARK 58
Handicap - 1890m
05 August 2023 - 17:40



Track Rating: Good 4, Weather: Fine, Rail Position: +3m Entire

Section														
Field Times														
	Overall	1600m	1400m	1200m	1000m	800m	600m	Last 600m						
	2:00.46 (0:21.98)	1:38.48 (0:11.21)	1:27.27 (0:12.00)	1:15.27 (0:12.64)	1:02.63 (0:12.85)	0:49.78 (0:12.66)	0:37.12 (0:12.35)	0:37.12						
Rank	TAB	Horse/Jockey	Barrier	Top Speed [km/h]	Fastest Section									Distance Travelled [m]
1	1	SPRINGTHORPE Olivia Webb	2	65.9 1600m	0:11.12 1600m	2:00.46 [1] (0:22.07)	1:38.39 [2] (0:11.12)	1:27.27 [1] (0:12.00)	1:15.27 [1] (0:12.64)	1:02.63 [1] (0:12.85)	0:49.78 [1] (0:12.66)	0:37.12 [1] (0:12.35)	0:37.12	
2	10	SMASHING LUCAS Karl Zechner	4	64.6 1600m	0:11.43 1600m	2:01.19 [2] (0:22.52)	1:38.67 [4] (0:11.43)	1:27.24 [5] (0:11.81)	1:15.43 [6] (0:12.72)	1:02.71 [6] (0:12.92)	0:49.79 [7] (0:12.49)	0:37.30 [6] (0:12.48)	0:37.30	+11
3	3	HE'S VIRAL Sariah Champkin	9	65.4 1600m	0:11.33 1600m	2:01.52 [3] (0:22.72)	1:38.80 [6] (0:11.33)	1:27.47 [6] (0:11.70)	1:15.77 [5] (0:12.34)	1:03.43 [3] (0:12.94)	0:50.49 [3] (0:12.51)	0:37.98 [3] (0:12.54)	0:37.98	+17
4	2	KNEZE Nozi Tomizawa	8	65.1 1600m	0:11.28 1600m	2:01.70 [4] (0:21.98)	1:39.72 [1] (0:11.28)	1:28.44 [2] (0:12.00)	1:16.44 [2] (0:12.57)	1:03.87 [2] (0:12.93)	0:50.94 [2] (0:12.62)	0:38.32 [2] (0:12.49)	0:38.32	+8
5	9	HICHAUX Anthony Allen	3	64.5 Overall	0:11.28 1600m	2:01.80 [5] (0:22.53)	1:39.27 [5] (0:11.28)	1:27.99 [4] (0:11.74)	1:16.25 [4] (0:12.58)	1:03.67 [4] (0:12.93)	0:50.74 [4] (0:12.50)	0:38.24 [4] (0:12.58)	0:38.24	+6
6	6	BUMP'N'RUN Adin Thompson	10	64.9 1600m	0:11.40 1600m	2:02.08 [6] (0:22.25)	1:39.83 [3] (0:11.40)	1:28.43 [3] (0:11.89)	1:16.54 [3] (0:12.64)	1:03.90 [5] (0:12.99)	0:50.91 [5] (0:12.52)	0:38.39 [5] (0:12.69)	0:38.39	+15
7	5	DELANEY'S GIRL Alisha Donald	7	65.4 1600m	0:11.28 1600m	2:02.19 [7] (0:22.87)	1:39.32 [8] (0:11.28)	1:28.04 [7] (0:11.70)	1:16.34 [8] (0:12.72)	1:03.62 [8] (0:13.01)	0:50.61 [8] (0:12.55)	0:38.06 [8] (0:12.51)	0:38.06	+13
8	8	SANDGATE ROAD Kenji Yoshida	6	65.2 1600m	0:11.35 1600m	2:02.61 [8] (0:22.83)	1:39.78 [7] (0:11.35)	1:28.43 [8] (0:11.65)	1:16.78 [7] (0:12.68)	1:04.10 [7] (0:12.85)	0:51.25 [6] (0:12.55)	0:38.70 [7] (0:12.62)	0:38.70	+8

Scratched: Zelson (#4), Nature Boy (#7)

[] Ranking at each section and finish
 -:-:- No data available at this section
 NA No data available

SCN Saddle cloth number
 DNF Did not finish
 DNT Did not track



Toowoomba QLD Professional
Race 2: 1EQUINE - FOR THE EQUINE ATHLETE BENCHMARK 58
Handicap - 1890m
05 August 2023 - 17:40



Track Rating: Good 4, Weather: Fine, Rail Position: +3m Entire

Section				400m	200m			Last 600m			
Field Times				0:24.77 (0:12.18)	0:12.59 (0:12.59)			0:37.12			
Rank	TAB	Horse/Jockey	Barrier	Top Speed [km/h]	Fastest Section	Margin				Distance Travelled [m]	
1	1	SPRINGTHORPE Olivia Webb	2	65.9 1600m	0:11.12 1600m	0:24.77 [1] (0:12.18)	0:12.59 [1] (0:12.59)	2:00.46		0:37.12	
2	10	SMASHING LUCAS Karl Zechner	4	64.6 1600m	0:11.43 1600m	0:24.82 [5] (0:12.40)	0:12.42 [4] (0:12.42)	4.3L		0:37.30	+11
3	3	HE'S VIRAL Sariah Champkin	9	65.4 1600m	0:11.33 1600m	0:25.44 [3] (0:12.64)	0:12.80 [3] (0:12.80)	6.1L		0:37.98	+17
4	2	KNEZE Nozi Tomizawa	8	65.1 1600m	0:11.28 1600m	0:25.83 [2] (0:12.72)	0:13.11 [2] (0:13.11)	7.1L		0:38.32	+8
5	9	HICHAUX Anthony Allen	3	64.5 Overall	0:11.28 1600m	0:25.66 [4] (0:12.64)	0:13.02 [5] (0:13.02)	7.6L		0:38.24	+6
6	6	BUMP'N'RUN Adin Thompson	10	64.9 1600m	0:11.40 1600m	0:25.70 [6] (0:12.54)	0:13.16 [6] (0:13.16)	9.1L		0:38.39	+15
7	5	DELANEY'S GIRL Alisha Donald	7	65.4 1600m	0:11.28 1600m	0:25.55 [8] (0:12.52)	0:13.03 [7] (0:13.03)	9.6L		0:38.06	+13
8	8	SANDGATE ROAD Kenji Yoshida	6	65.2 1600m	0:11.35 1600m	0:26.08 [7] (0:12.73)	0:13.35 [8] (0:13.35)	11.9L		0:38.70	+8

Scratched: Zelson (#4), Nature Boy (#7)

[] Ranking at each section and finish
 -:-:- No data available at this section
 NA No data available

SCN Saddle cloth number
 DNF Did not finish
 DNT Did not track



Horse/Jockey Name	Springthorpe
Final Rank	1
Fastest Section Time (Section)	0:11.12 (1600m)
Top Speed [km/h] (Section)	65.9 (1600m)
Race State	Finished



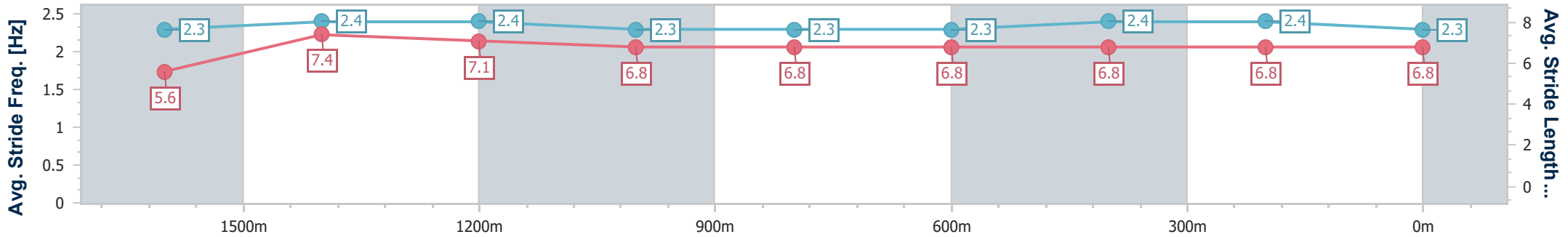
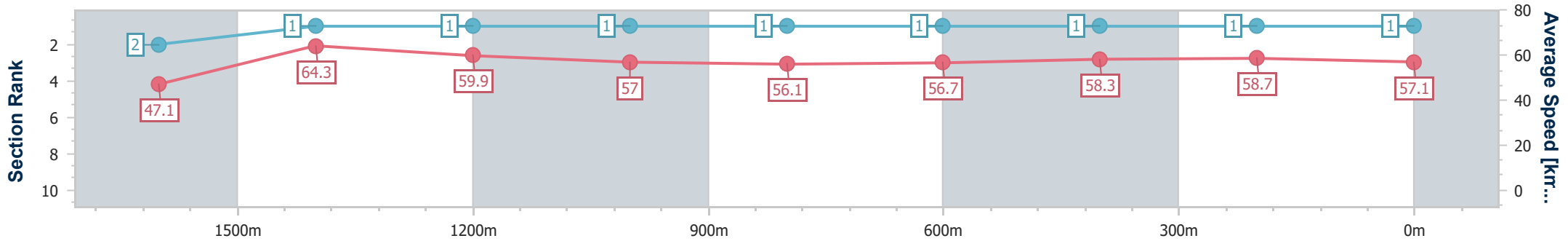
Toowoomba QLD Professional
 Race 2: 1EQUINE - FOR THE EQUINE ATHLETE BENCHMARK
 58 Handicap - 1890m



05 August 2023 - 17:40

Track Rating: Good 4, Weather: Fine, Rail Position: +3m Entire

Section	Overall	1600m	1400m	1200m	1000m	800m	600m	400m	200m
Section Times	2:00.46 [1] (0:22.07)	1:38.39 [2] (0:11.12)	1:27.27 [1] (0:12.00)	1:15.27 [1] (0:12.64)	1:02.63 [1] (0:12.85)	0:49.78 [1] (0:12.66)	0:37.12 [1] (0:12.35)	0:24.77 [1] (0:12.18)	0:12.59 [1] (0:12.59)
Average Speed [km/h]	47.1	64.3	59.9	57.0	56.1	56.7	58.3	58.7	57.1
Top Speed [km/h]	65.4	65.9	63.9	57.7	57.0	58.8	58.7	60.3	57.7
Avg. Dist. to Rail [m]	4.6	1.8	0.6	1.4	0.9	1.1	1.1	2.1	1.4
Avg. Stride Freq. [Hz]	2.3	2.4	2.4	2.3	2.3	2.3	2.4	2.4	2.3
Avg. Stride Length [m]	5.6	7.4	7.1	6.8	6.8	6.8	6.8	6.8	6.8



- [] Ranking at each section and finish
- .-.- No data available at this section
- NA No data available



Horse/Jockey Name	Smashing Lucas
Final Rank	2
Fastest Section Time (Section)	0:11.43 (1600m)
Top Speed [km/h] (Section)	64.6 (1600m)
Race State	Finished



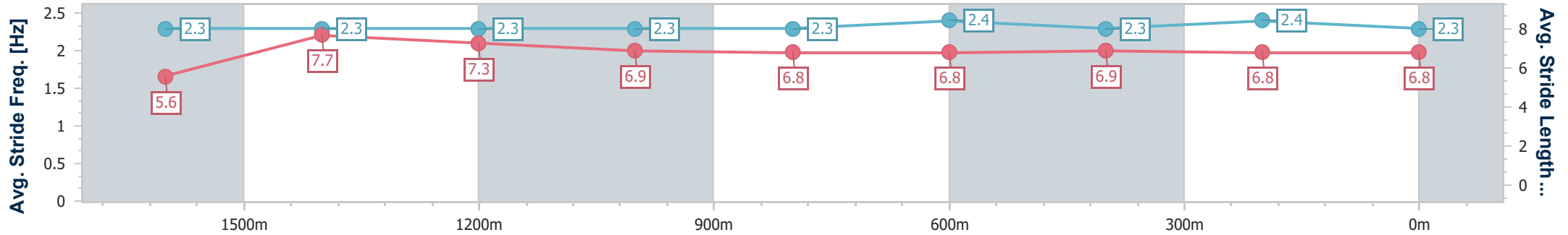
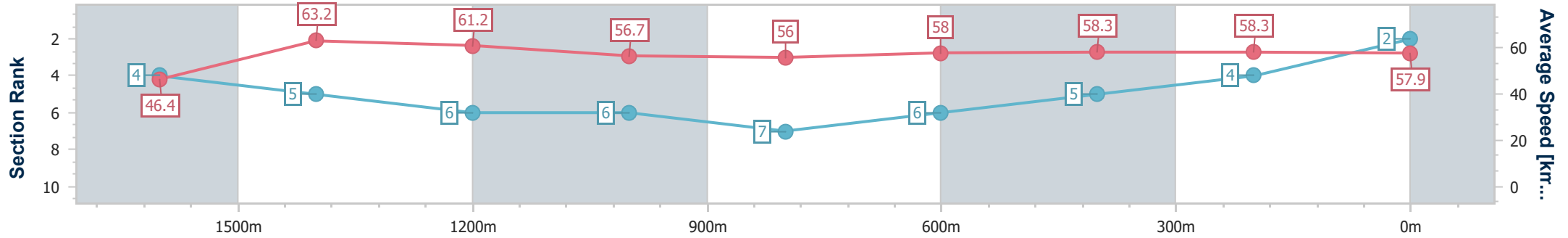
Toowoomba QLD Professional
 Race 2: 1EQUINE - FOR THE EQUINE ATHLETE BENCHMARK
 58 Handicap - 1890m



05 August 2023 - 17:40

Track Rating: Good 4, Weather: Fine, Rail Position: +3m Entire

Section	Overall	1600m	1400m	1200m	1000m	800m	600m	400m	200m
Section Times	2:01.19 [2] (0:22.52)	1:38.67 [4] (0:11.43)	1:27.24 [5] (0:11.81)	1:15.43 [6] (0:12.72)	1:02.71 [6] (0:12.92)	0:49.79 [7] (0:12.49)	0:37.30 [6] (0:12.48)	0:24.82 [5] (0:12.40)	0:12.42 [4] (0:12.42)
Average Speed [km/h]	46.4	63.2	61.2	56.7	56.0	58.0	58.3	58.3	57.9
Top Speed [km/h]	63.4	64.6	63.1	59.5	58.1	59.4	59.7	58.8	58.8
Avg. Dist. to Rail [m]	3.7	1.1	0.6	1.4	1.8	1.5	1.8	1.8	2.2
Avg. Stride Freq. [Hz]	2.3	2.3	2.3	2.3	2.3	2.4	2.3	2.4	2.3
Avg. Stride Length [m]	5.6	7.7	7.3	6.9	6.8	6.8	6.9	6.8	6.8



- [] Ranking at each section and finish
- .-.- No data available at this section
- NA No data available



Horse/Jockey Name	He's Viral
Final Rank	3
Fastest Section Time (Section)	0:11.33 (1600m)
Top Speed [km/h] (Section)	65.4 (1600m)
Race State	Finished



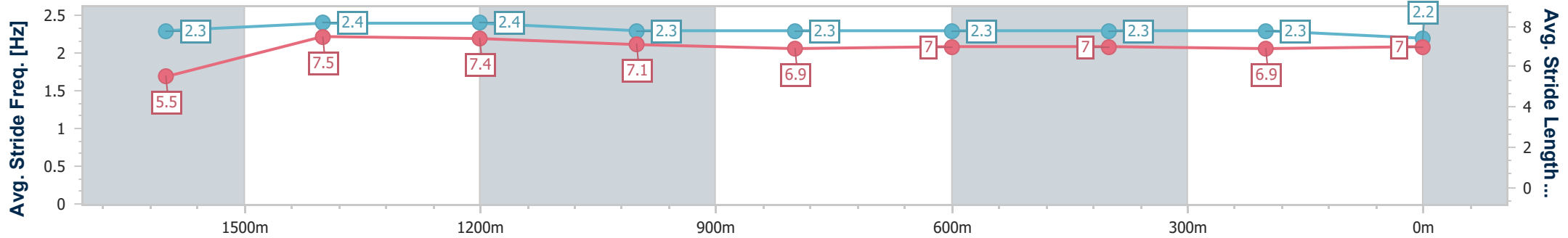
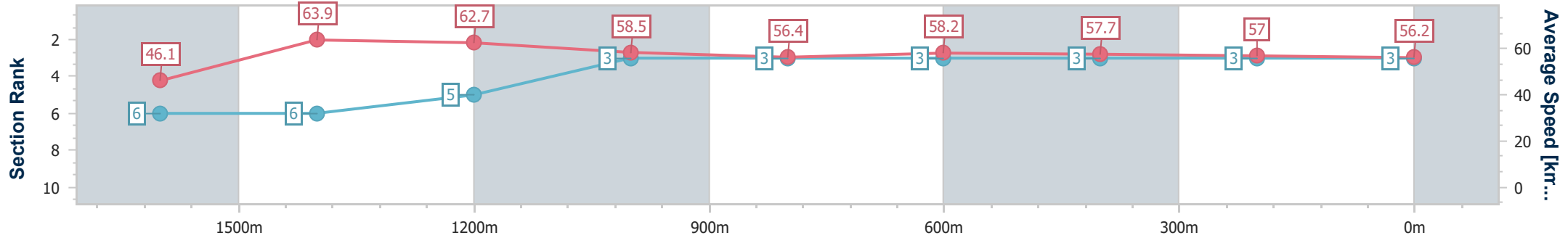
Toowoomba QLD Professional
Race 2: 1EQUINE - FOR THE EQUINE ATHLETE BENCHMARK
58 Handicap - 1890m



05 August 2023 - 17:40

Track Rating: Good 4, Weather: Fine, Rail Position: +3m Entire

Section	Overall	1600m	1400m	1200m	1000m	800m	600m	400m	200m
Section Times	2:01.52 [3] (0:22.72)	1:38.80 [6] (0:11.33)	1:27.47 [6] (0:11.70)	1:15.77 [5] (0:12.34)	1:03.43 [3] (0:12.94)	0:50.49 [3] (0:12.51)	0:37.98 [3] (0:12.54)	0:25.44 [3] (0:12.64)	0:12.80 [3] (0:12.80)
Average Speed [km/h]	46.1	63.9	62.7	58.5	56.4	58.2	57.7	57.0	56.2
Top Speed [km/h]	63.8	65.4	64.4	61.0	57.1	59.7	59.3	58.0	57.0
Avg. Dist. to Rail [m]	3.9	1.8	3.3	4.2	3.7	3.3	1.4	0.6	1.4
Avg. Stride Freq. [Hz]	2.3	2.4	2.4	2.3	2.3	2.3	2.3	2.3	2.2
Avg. Stride Length [m]	5.5	7.5	7.4	7.1	6.9	7.0	7.0	6.9	7.0



- [] Ranking at each section and finish
- .-.- No data available at this section
- NA No data available



Horse/Jockey Name	Kneze
Final Rank	4
Fastest Section Time (Section)	0:11.28 (1600m)
Top Speed [km/h] (Section)	65.1 (1600m)
Race State	Finished



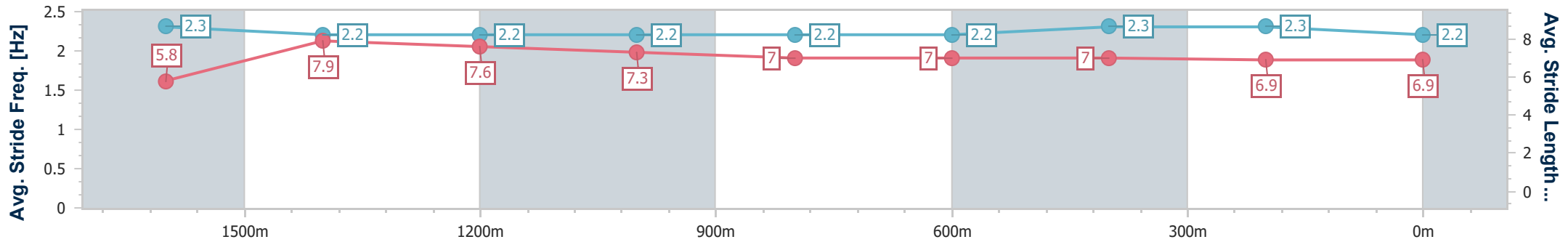
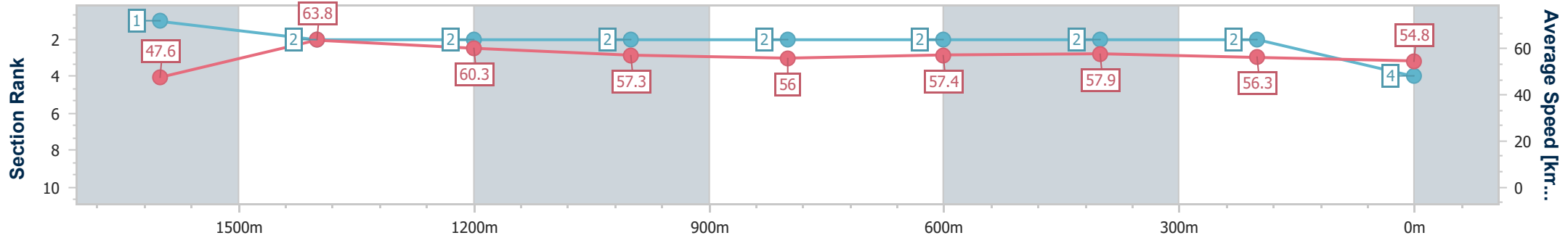
Toowoomba QLD Professional
 Race 2: 1EQUINE - FOR THE EQUINE ATHLETE BENCHMARK
 58 Handicap - 1890m



05 August 2023 - 17:40

Track Rating: Good 4, Weather: Fine, Rail Position: +3m Entire

Section	Overall	1600m	1400m	1200m	1000m	800m	600m	400m	200m
Section Times	2:01.70 [4] (0:21.98)	1:39.72 [1] (0:11.28)	1:28.44 [2] (0:12.00)	1:16.44 [2] (0:12.57)	1:03.87 [2] (0:12.93)	0:50.94 [2] (0:12.62)	0:38.32 [2] (0:12.49)	0:25.83 [2] (0:12.72)	0:13.11 [2] (0:13.11)
Average Speed [km/h]	47.6	63.8	60.3	57.3	56.0	57.4	57.9	56.3	54.8
Top Speed [km/h]	64.8	65.1	62.8	58.5	56.8	58.9	58.7	57.6	55.6
Avg. Dist. to Rail [m]	4.4	0.6	0.8	1.5	1.9	1.8	0.4	1.5	1.5
Avg. Stride Freq. [Hz]	2.3	2.2	2.2	2.2	2.2	2.2	2.3	2.3	2.2
Avg. Stride Length [m]	5.8	7.9	7.6	7.3	7.0	7.0	7.0	6.9	6.9



- [] Ranking at each section and finish
- .-.- No data available at this section
- NA No data available



Horse/Jockey Name	Hichaux
Final Rank	5
Fastest Section Time (Section)	0:11.28 (1600m)
Top Speed [km/h] (Section)	64.5 (Overall)
Race State	Finished



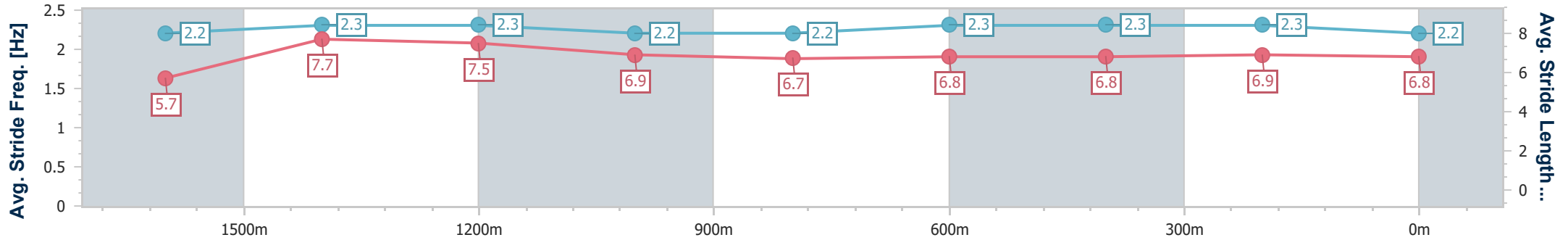
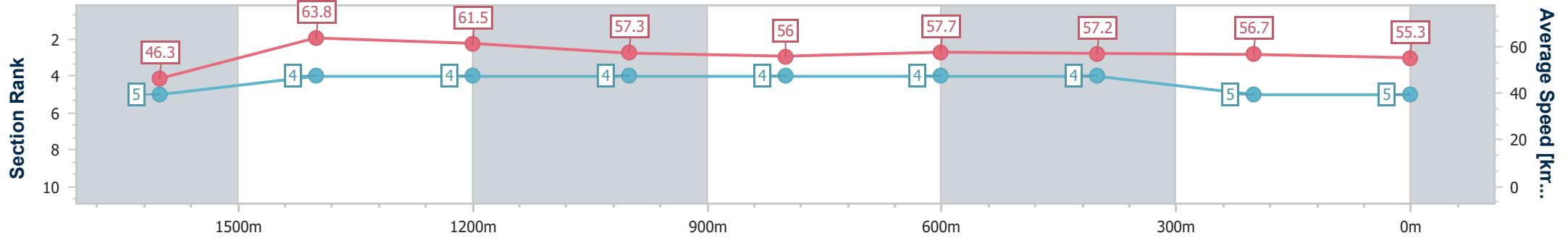
Toowoomba QLD Professional
 Race 2: 1EQUINE - FOR THE EQUINE ATHLETE BENCHMARK
 58 Handicap - 1890m



05 August 2023 - 17:40

Track Rating: Good 4, Weather: Fine, Rail Position: +3m Entire

Section	Overall	1600m	1400m	1200m	1000m	800m	600m	400m	200m
Section Times	2:01.80 [5] (0:22.53)	1:39.27 [5] (0:11.28)	1:27.99 [4] (0:11.74)	1:16.25 [4] (0:12.58)	1:03.67 [4] (0:12.93)	0:50.74 [4] (0:12.50)	0:38.24 [4] (0:12.58)	0:25.66 [4] (0:12.64)	0:13.02 [5] (0:13.02)
Average Speed [km/h]	46.3	63.8	61.5	57.3	56.0	57.7	57.2	56.7	55.3
Top Speed [km/h]	64.5	64.5	63.1	59.1	56.8	59.5	59.3	57.4	56.8
Avg. Dist. to Rail [m]	3.8	0.5	0.8	1.5	1.5	1.0	0.5	1.0	1.0
Avg. Stride Freq. [Hz]	2.2	2.3	2.3	2.2	2.2	2.3	2.3	2.3	2.2
Avg. Stride Length [m]	5.7	7.7	7.5	6.9	6.7	6.8	6.8	6.9	6.8



- [] Ranking at each section and finish
- .-.- No data available at this section
- NA No data available



Horse/Jockey Name	Bump'n'run
Final Rank	6
Fastest Section Time (Section)	0:11.40 (1600m)
Top Speed [km/h] (Section)	64.9 (1600m)
Race State	Finished



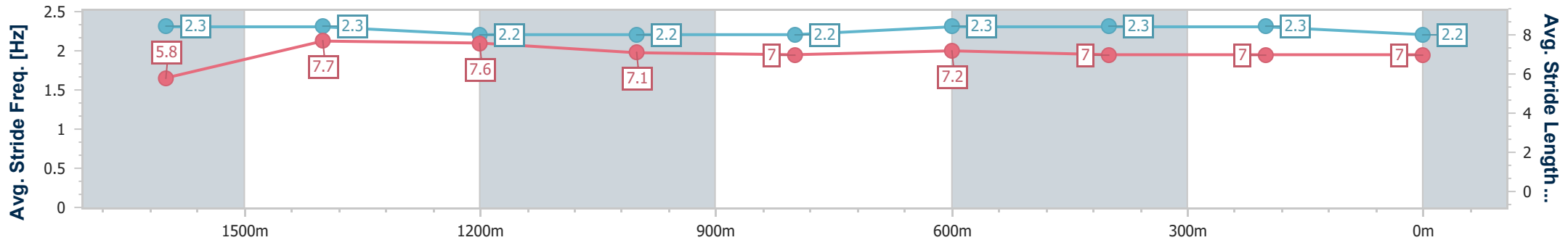
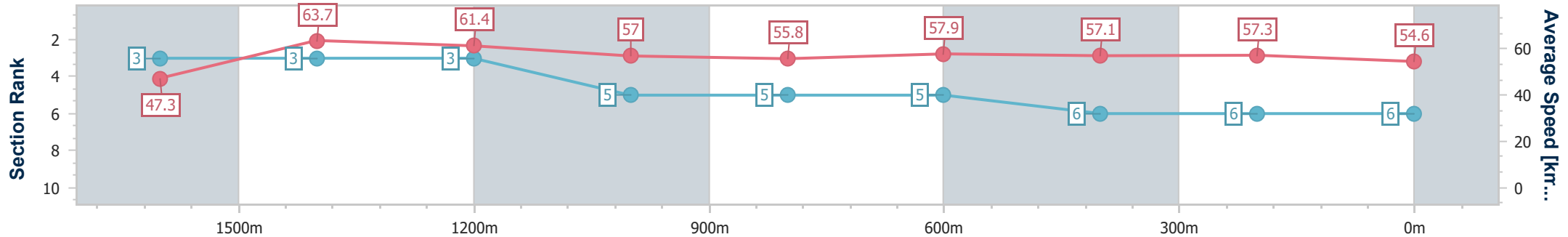
Toowoomba QLD Professional
 Race 2: 1EQUINE - FOR THE EQUINE ATHLETE BENCHMARK
 58 Handicap - 1890m



05 August 2023 - 17:40

Track Rating: Good 4, Weather: Fine, Rail Position: +3m Entire

Section	Overall	1600m	1400m	1200m	1000m	800m	600m	400m	200m
Section Times	2:02.08 [6] (0:22.25)	1:39.83 [3] (0:11.40)	1:28.43 [3] (0:11.89)	1:16.54 [3] (0:12.64)	1:03.90 [5] (0:12.99)	0:50.91 [5] (0:12.52)	0:38.39 [5] (0:12.69)	0:25.70 [6] (0:12.54)	0:13.16 [6] (0:13.16)
Average Speed [km/h]	47.3	63.7	61.4	57.0	55.8	57.9	57.1	57.3	54.6
Top Speed [km/h]	64.6	64.9	63.4	59.0	56.9	59.6	59.4	58.2	56.8
Avg. Dist. to Rail [m]	5.4	2.5	2.2	2.3	2.2	2.1	1.2	0.5	0.7
Avg. Stride Freq. [Hz]	2.3	2.3	2.2	2.2	2.2	2.3	2.3	2.3	2.2
Avg. Stride Length [m]	5.8	7.7	7.6	7.1	7.0	7.2	7.0	7.0	7.0



- [] Ranking at each section and finish
- .-.- No data available at this section
- NA No data available



Horse/Jockey Name	Delaney's Girl
Final Rank	7
Fastest Section Time (Section)	0:11.28 (1600m)
Top Speed [km/h] (Section)	65.4 (1600m)
Race State	Finished



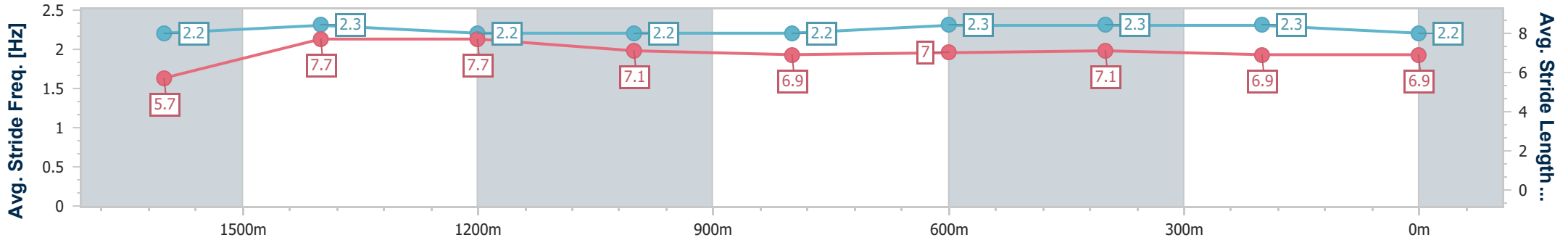
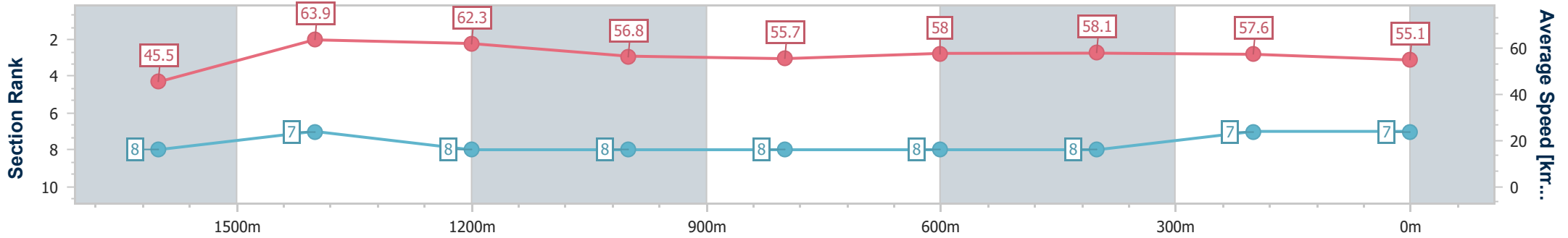
Toowoomba QLD Professional
 Race 2: 1EQUINE - FOR THE EQUINE ATHLETE BENCHMARK
 58 Handicap - 1890m



05 August 2023 - 17:40

Track Rating: Good 4, Weather: Fine, Rail Position: +3m Entire

Section	Overall	1600m	1400m	1200m	1000m	800m	600m	400m	200m			
Section Times	2:02.19 [7] (0:22.87)	1:39.32 [8] (0:11.28)	1:28.04 [7] (0:11.70)	1:16.34 [8] (0:12.72)	1:03.62 [8] (0:13.01)	0:50.61 [8] (0:12.55)	0:38.06 [8] (0:12.51)	0:25.55 [8] (0:12.52)	0:13.03 [7] (0:13.03)			
Average Speed [km/h]	45.5	63.9	62.3	56.8	55.7	58.0	58.1	57.6	55.1			
Top Speed [km/h]	64.7	65.4	65.4	59.5	57.5	59.7	59.8	58.5	56.7			
Avg. Dist. to Rail [m]	4.3	1.4	2.2	3.2	2.3	3.1	1.9	1.0	0.9			
Avg. Stride Freq. [Hz]	2.2	2.3	2.2	2.2	2.2	2.3	2.3	2.3	2.2			
Avg. Stride Length [m]	5.7	7.7	7.7	7.1	6.9	7.0	7.1	6.9	6.9			



- [] Ranking at each section and finish
- .-.- No data available at this section
- NA No data available



Horse/Jockey Name	Sandgate Road
Final Rank	8
Fastest Section Time (Section)	0:11.35 (1600m)
Top Speed [km/h] (Section)	65.2 (1600m)
Race State	Finished



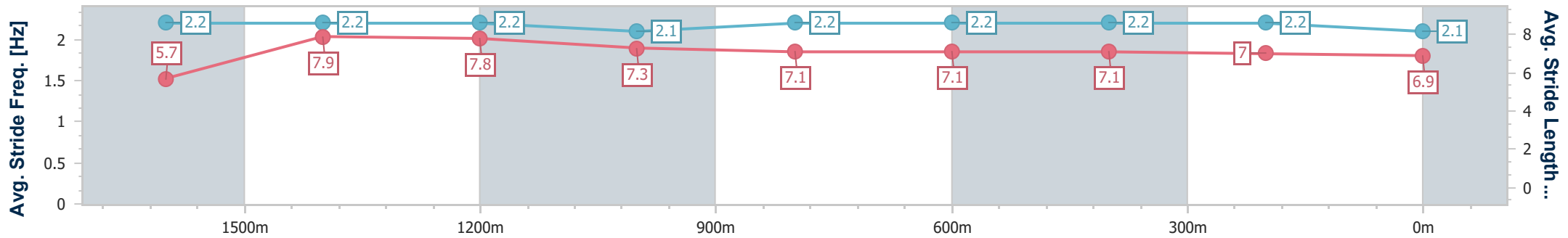
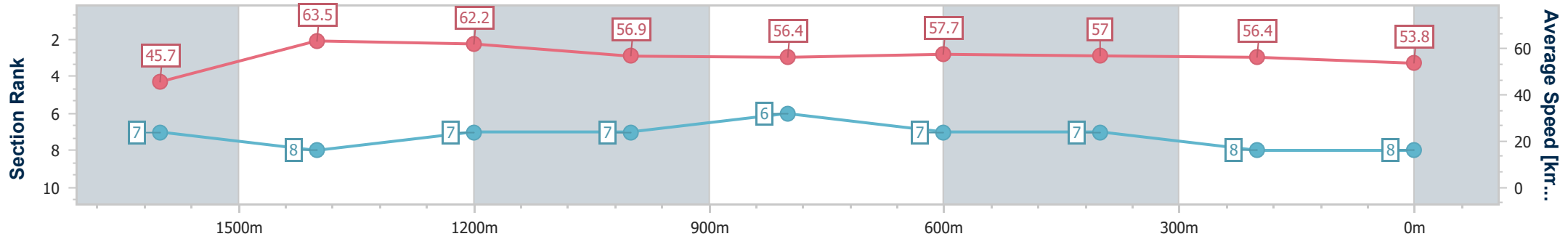
Toowoomba QLD Professional
 Race 2: 1EQUINE - FOR THE EQUINE ATHLETE BENCHMARK
 58 Handicap - 1890m



05 August 2023 - 17:40

Track Rating: Good 4, Weather: Fine, Rail Position: +3m Entire

Section	Overall	1600m	1400m	1200m	1000m	800m	600m	400m	200m			
Section Times	2:02.61 [8] (0:22.83)	1:39.78 [7] (0:11.35)	1:28.43 [8] (0:11.65)	1:16.78 [7] (0:12.68)	1:04.10 [7] (0:12.85)	0:51.25 [6] (0:12.55)	0:38.70 [7] (0:12.62)	0:26.08 [7] (0:12.73)	0:13.35 [8] (0:13.35)			
Average Speed [km/h]	45.7	63.5	62.2	56.9	56.4	57.7	57.0	56.4	53.8			
Top Speed [km/h]	63.0	65.2	63.9	60.3	57.7	58.9	59.1	57.0	55.7			
Avg. Dist. to Rail [m]	3.9	1.0	1.0	1.7	1.8	1.4	0.6	0.7	0.4			
Avg. Stride Freq. [Hz]	2.2	2.2	2.2	2.1	2.2	2.2	2.2	2.2	2.1			
Avg. Stride Length [m]	5.7	7.9	7.8	7.3	7.1	7.1	7.1	7.0	6.9			



- [] Ranking at each section and finish
- .-.- No data available at this section
- NA No data available