



Sunshine Coast QLD Professional

Race 4: MCCAIN SURECRISP RATINGS BAND 0 - 58 Handicap - 1000m

13 August 2023 - 14:21



Track Rating: Good 4, Weather: Fine, Rail Position: +3m Entire

Section		Overall									Last 600m		
Field Times		0:58.78 (0:13.27)									0:34.65		
		800m			600m			400m			200m		
		0:45.51 (0:10.86)			0:34.65 (0:11.34)			0:23.31 (0:11.21)			0:12.10 (0:12.10)		
Rank	TAB	Horse/Jockey	Barrier	Top Speed [km/h]	Fastest Section	Margin	Distance Travelled [m]						
1	8	MISS BOOM BOOM Jag Guthmann-Chester	5	68.3 800m	0:10.86 800m	0:58.78 [1] (0:13.27)	0:45.51 [1] (0:10.86)	0:34.65 [1] (0:11.34)	0:23.31 [1] (0:11.21)	0:12.10 [1] (0:12.10)	0:58.78	0:34.65	
2	1	STAR CHANCE Morgan Butler	1	68.5 800m	0:10.87 800m	0:58.88 [2] (0:13.82)	0:45.06 [8] (0:10.87)	0:34.19 [8] (0:11.23)	0:22.96 [6] (0:11.05)	0:11.91 [2] (0:11.91)	0.5L	0:34.19	-3
3	9	GRANDEUR ROSE Jai Williams	6	69.1 800m	0:10.73 800m	0:59.32 [3] (0:13.52)	0:45.80 [3] (0:10.73)	0:35.07 [2] (0:11.41)	0:23.66 [2] (0:11.34)	0:12.32 [3] (0:12.32)	3L	0:35.07	+1
4	11	INCLUSION Chelsea Jokic	10	68.8 800m	0:10.89 800m	0:59.40 [4] (0:13.98)	0:45.42 [9] (0:10.89)	0:34.53 [9] (0:11.22)	0:23.31 [9] (0:11.14)	0:12.17 [7] (0:12.17)	3.3L	0:34.53	+3
5	10	MINOKAWA Angela Jones	2	68.3 800m	0:10.78 800m	0:59.43 [5] (0:13.75)	0:45.68 [7] (0:10.78)	0:34.90 [5] (0:11.45)	0:23.45 [8] (0:11.12)	0:12.33 [4] (0:12.33)	3.5L	0:34.90	-3
6	4	RAGMAN James Orman	11	68.8 Overall	0:10.98 800m	0:59.48 [6] (0:13.46)	0:46.02 [2] (0:10.98)	0:35.04 [3] (0:11.45)	0:23.59 [5] (0:11.33)	0:12.26 [6] (0:12.26)	3.7L	0:35.04	+7
7	6	TOKYO SINS Kenji Yoshida	7	68.2 800m	0:11.02 800m	0:59.49 [7] (0:13.55)	0:45.94 [4] (0:11.02)	0:34.92 [6] (0:11.40)	0:23.52 [7] (0:11.22)	0:12.30 [5] (0:12.30)	3.8L	0:34.92	+5
8	3	KING DICK Jackson Morris	4	68.7 800m	0:10.76 800m	0:59.97 [8] (0:13.73)	0:46.24 [6] (0:10.76)	0:35.48 [4] (0:11.23)	0:24.25 [3] (0:11.51)	0:12.74 [8] (0:12.74)	6.6L	0:35.48	+1
9	5	RISING SPIRIT Emily Lang	3	67.7 800m	0:10.93 800m	1:00.00 [9] (0:13.65)	0:46.35 [5] (0:10.93)	0:35.42 [7] (0:11.27)	0:24.15 [4] (0:11.51)	0:12.64 [9] (0:12.64)	6.7L	0:35.42	+2

Scratched: Sheriff Of London (#2), Hot Or Not (#7)

[] Ranking at each section and finish
 -:-:- No data available at this section
 NA No data available

SCN Saddle cloth number
 DNF Did not finish
 DNT Did not track



Horse/Jockey Name	Miss Boom Boom
Final Rank	1
Fastest Section Time (Section)	0:10.86 (800m)
Top Speed [km/h] (Section)	68.3 (800m)
Race State	Finished

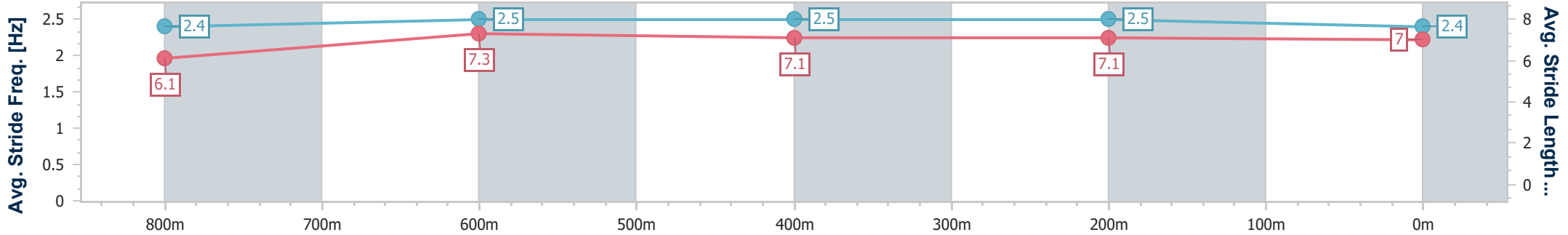
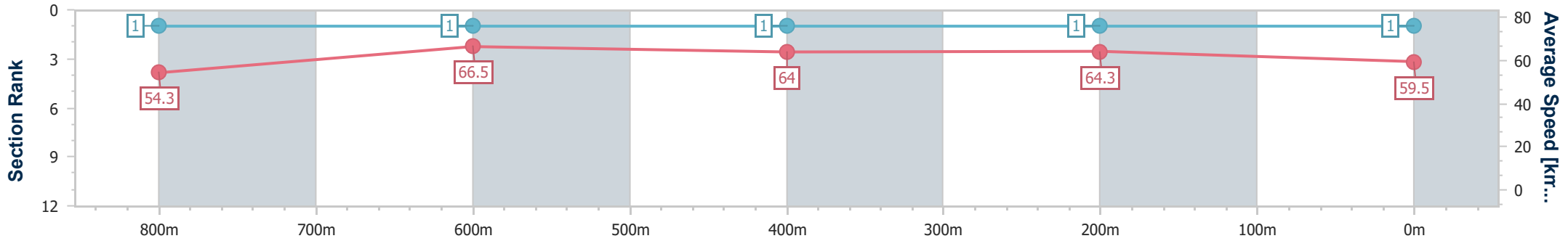


Sunshine Coast QLD Professional
 Race 4: MCCAIN SURECRISP RATINGS BAND 0 - 58 Handicap - 1000m
 SCTC SUNSHINE COAST TURF CLUB

13 August 2023 - 14:21

Track Rating: Good 4, Weather: Fine, Rail Position: +3m Entire

Section	Overall	800m	600m	400m	200m
Section Times	0:58.78 [1] (0:13.27)	0:45.51 [1] (0:10.86)	0:34.65 [1] (0:11.34)	0:23.31 [1] (0:11.21)	0:12.10 [1] (0:12.10)
Average Speed [km/h]	54.3	66.5	64.0	64.3	59.5
Top Speed [km/h]	67.9	68.3	64.9	65.8	62.5
Avg. Dist. to Rail [m]	4.2	1.2	1.3	5.9	6.6
Avg. Stride Freq. [Hz]	2.4	2.5	2.5	2.5	2.4
Avg. Stride Length [m]	6.1	7.3	7.1	7.1	7.0



- [] Ranking at each section and finish
- .-.- No data available at this section
- NA No data available



Horse/Jockey Name	Star Chance
Final Rank	2
Fastest Section Time (Section)	0:10.87 (800m)
Top Speed [km/h] (Section)	68.5 (800m)
Race State	Finished

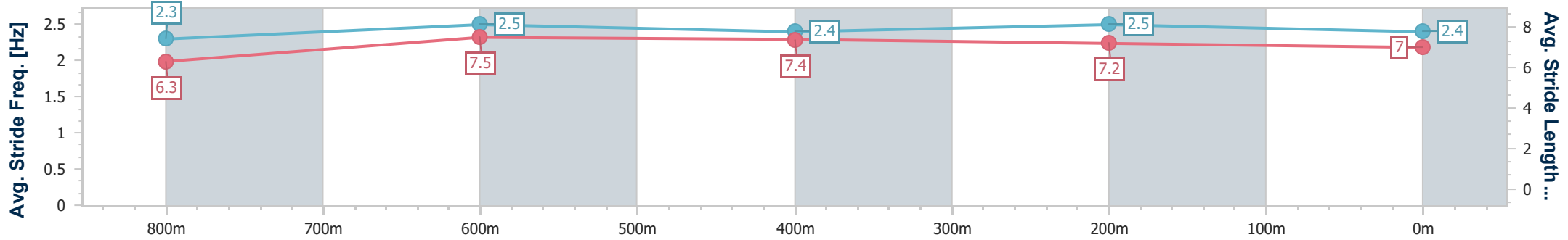
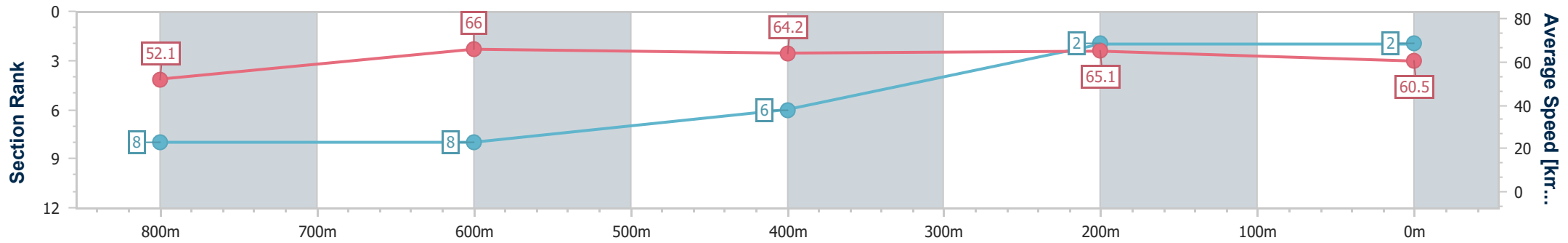


Sunshine Coast QLD Professional
 Race 4: MCCAIN SURECRISP RATINGS BAND 0 - 58 Handicap - 1000m
 SCTC SUNSHINE COAST TURF CLUB

13 August 2023 - 14:21

Track Rating: Good 4, Weather: Fine, Rail Position: +3m Entire

Section	Overall	800m	600m	400m	200m
Section Times	0:58.88 [2] (0:13.82)	0:45.06 [8] (0:10.87)	0:34.19 [8] (0:11.23)	0:22.96 [6] (0:11.05)	0:11.91 [2] (0:11.91)
Average Speed [km/h]	52.1	66.0	64.2	65.1	60.5
Top Speed [km/h]	66.1	68.5	65.9	66.5	62.9
Avg. Dist. to Rail [m]	2.9	0.9	0.3	4.4	5.3
Avg. Stride Freq. [Hz]	2.3	2.5	2.4	2.5	2.4
Avg. Stride Length [m]	6.3	7.5	7.4	7.2	7.0



- [] Ranking at each section and finish
- .-.- No data available at this section
- NA No data available



Horse/Jockey Name	Grandeur Rose
Final Rank	3
Fastest Section Time (Section)	0:10.73 (800m)
Top Speed [km/h] (Section)	69.1 (800m)
Race State	Finished



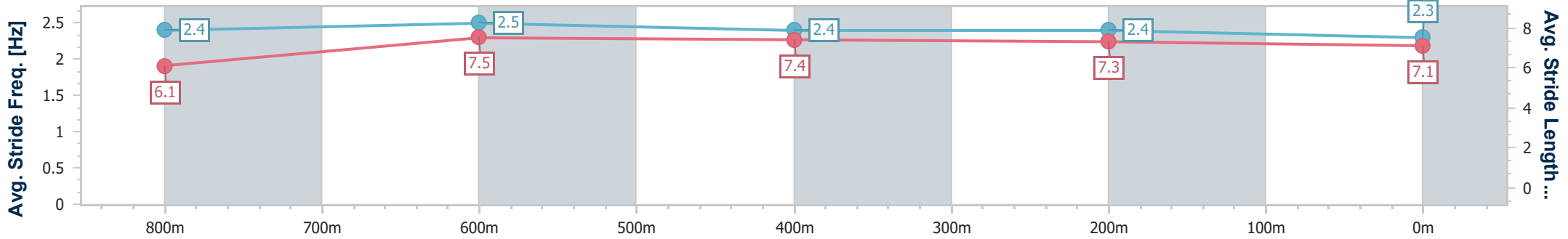
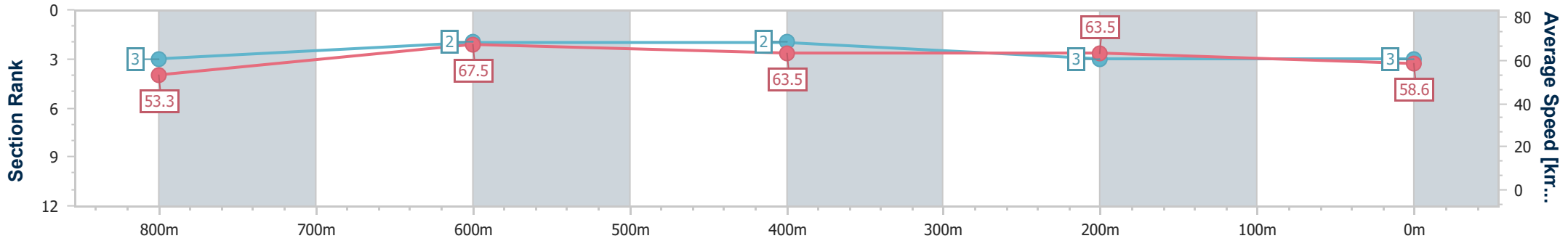
Sunshine Coast QLD Professional
 Race 4: MCCAIN SURECRISP RATINGS BAND 0 - 58 Handicap - 1000m



13 August 2023 - 14:21

Track Rating: Good 4, Weather: Fine, Rail Position: +3m Entire

Section	Overall	800m	600m	400m	200m
Section Times	0:59.32 [3] (0:13.52)	0:45.80 [3] (0:10.73)	0:35.07 [2] (0:11.41)	0:23.66 [2] (0:11.34)	0:12.32 [3] (0:12.32)
Average Speed [km/h]	53.3	67.5	63.5	63.5	58.6
Top Speed [km/h]	69.0	69.1	65.0	64.8	61.8
Avg. Dist. to Rail [m]	6.8	2.3	1.3	6.3	8.2
Avg. Stride Freq. [Hz]	2.4	2.5	2.4	2.4	2.3
Avg. Stride Length [m]	6.1	7.5	7.4	7.3	7.1



- [] Ranking at each section and finish
- .-.- No data available at this section
- NA No data available



Horse/Jockey Name	Inclusion
Final Rank	4
Fastest Section Time (Section)	0:10.89 (800m)
Top Speed [km/h] (Section)	68.8 (800m)
Race State	Finished



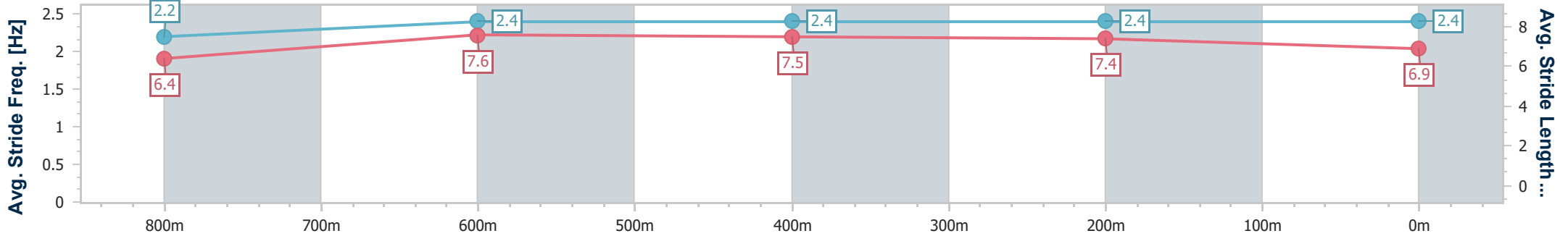
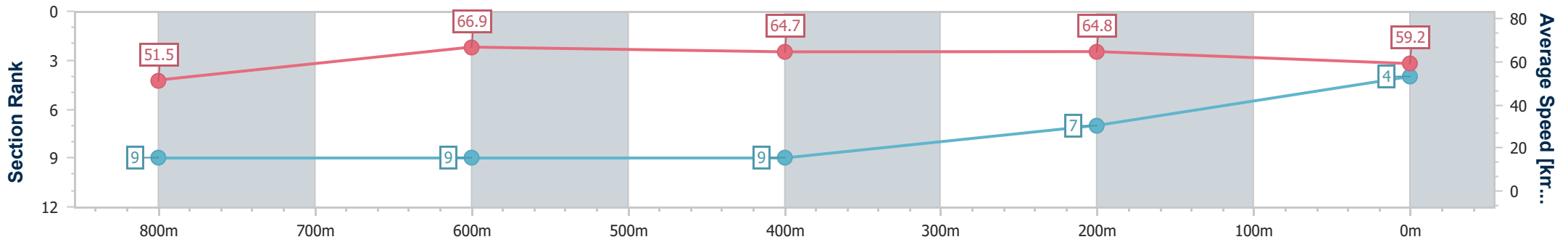
Sunshine Coast QLD Professional
Race 4: MCCAIN SURECRISP RATINGS BAND 0 - 58 Handicap - 1000m



13 August 2023 - 14:21

Track Rating: Good 4, Weather: Fine, Rail Position: +3m Entire

Section	Overall	800m	600m	400m	200m
Section Times	0:59.40 [4] (0:13.98)	0:45.42 [9] (0:10.89)	0:34.53 [9] (0:11.22)	0:23.31 [9] (0:11.14)	0:12.17 [7] (0:12.17)
Average Speed [km/h]	51.5	66.9	64.7	64.8	59.2
Top Speed [km/h]	67.2	68.8	67.3	67.1	63.0
Avg. Dist. to Rail [m]	7.3	3.1	1.8	9.3	11.4
Avg. Stride Freq. [Hz]	2.2	2.4	2.4	2.4	2.4
Avg. Stride Length [m]	6.4	7.6	7.5	7.4	6.9



- [] Ranking at each section and finish
- .-.- No data available at this section
- NA No data available



Horse/Jockey Name	Minokawa
Final Rank	5
Fastest Section Time (Section)	0:10.78 (800m)
Top Speed [km/h] (Section)	68.3 (800m)
Race State	Finished

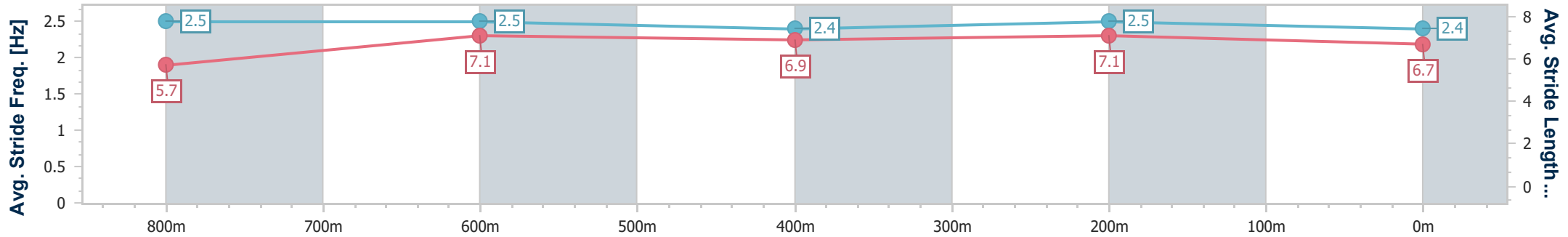
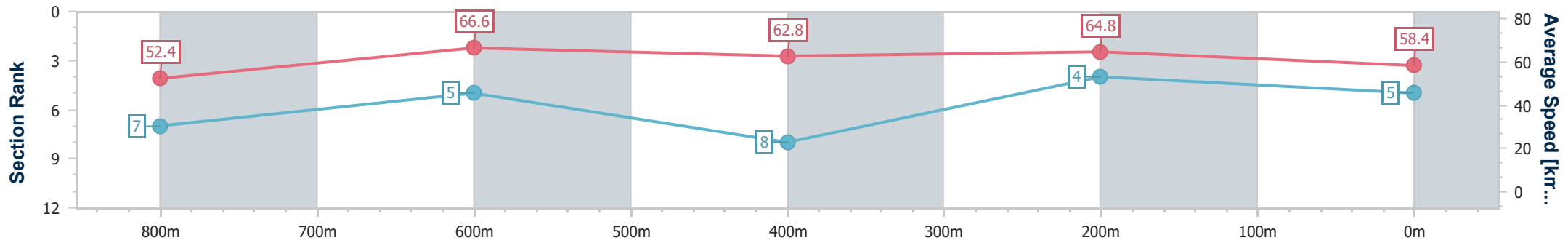


Sunshine Coast QLD Professional
 Race 4: MCCAIN SURECRISP RATINGS BAND 0 - 58 Handicap - 1000m
 SCTC SUNSHINE COAST TURF CLUB

13 August 2023 - 14:21

Track Rating: Good 4, Weather: Fine, Rail Position: +3m Entire

Section	Overall	800m	600m	400m	200m
Section Times	0:59.43 [5] (0:13.75)	0:45.68 [7] (0:10.78)	0:34.90 [5] (0:11.45)	0:23.45 [8] (0:11.12)	0:12.33 [4] (0:12.33)
Average Speed [km/h]	52.4	66.6	62.8	64.8	58.4
Top Speed [km/h]	68.0	68.3	66.4	67.4	65.3
Avg. Dist. to Rail [m]	2.3	1.1	0.8	4.9	4.7
Avg. Stride Freq. [Hz]	2.5	2.5	2.4	2.5	2.4
Avg. Stride Length [m]	5.7	7.1	6.9	7.1	6.7



- [] Ranking at each section and finish
- .-.- No data available at this section
- NA No data available



Horse/Jockey Name	Ragman
Final Rank	6
Fastest Section Time (Section)	0:10.98 (800m)
Top Speed [km/h] (Section)	68.8 (Overall)
Race State	Finished

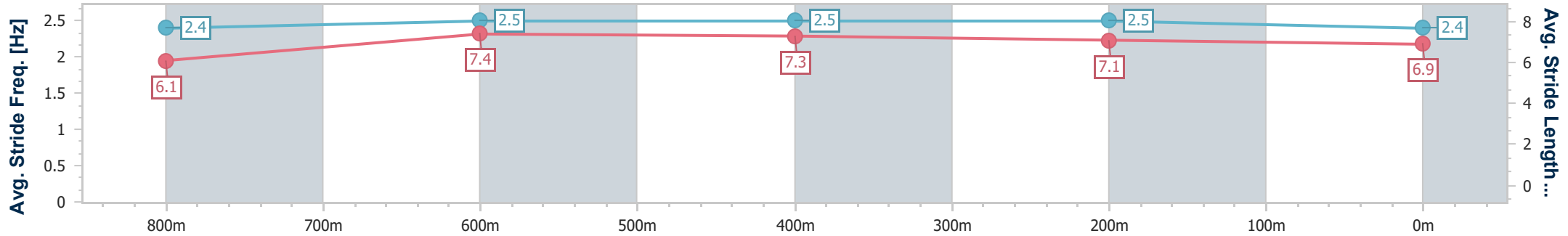
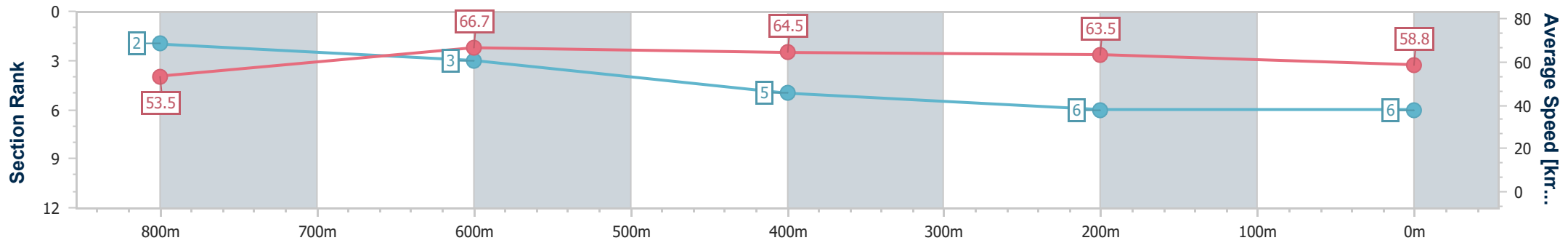


Sunshine Coast QLD Professional
 Race 4: MCCAIN SURECRISP RATINGS BAND 0 - 58 Handicap - 1000m
 SCTC SUNSHINE COAST TURF CLUB

13 August 2023 - 14:21

Track Rating: Good 4, Weather: Fine, Rail Position: +3m Entire

Section	Overall	800m	600m	400m	200m
Section Times	0:59.48 [6] (0:13.46)	0:46.02 [2] (0:10.98)	0:35.04 [3] (0:11.45)	0:23.59 [5] (0:11.33)	0:12.26 [6] (0:12.26)
Average Speed [km/h]	53.5	66.7	64.5	63.5	58.8
Top Speed [km/h]	68.8	68.6	66.5	65.1	62.4
Avg. Dist. to Rail [m]	10.4	5.0	4.1	10.0	10.0
Avg. Stride Freq. [Hz]	2.4	2.5	2.5	2.5	2.4
Avg. Stride Length [m]	6.1	7.4	7.3	7.1	6.9



- [] Ranking at each section and finish
- .-.- No data available at this section
- NA No data available



Horse/Jockey Name	Tokyo Sins
Final Rank	7
Fastest Section Time (Section)	0:11.02 (800m)
Top Speed [km/h] (Section)	68.2 (800m)
Race State	Finished



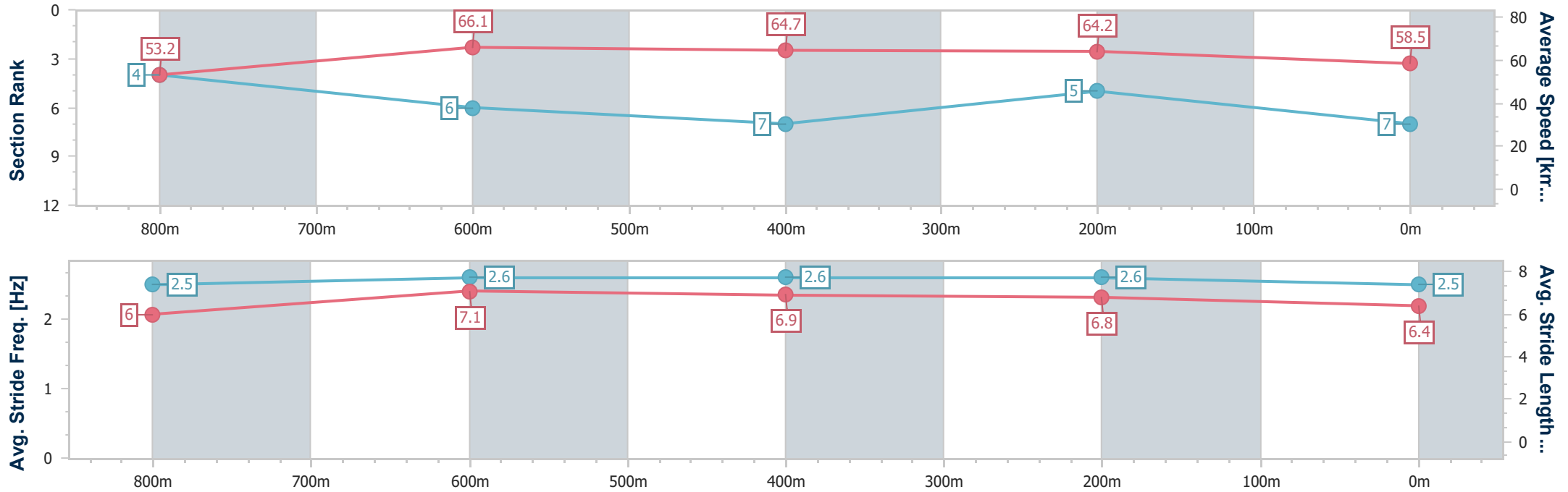
Sunshine Coast QLD Professional
Race 4: MCCAIN SURECRISP RATINGS BAND 0 - 58 Handicap - 1000m



13 August 2023 - 14:21

Track Rating: Good 4, Weather: Fine, Rail Position: +3m Entire

Section	Overall	800m	600m	400m	200m
Section Times	0:59.49 [7] (0:13.55)	0:45.94 [4] (0:11.02)	0:34.92 [6] (0:11.40)	0:23.52 [7] (0:11.22)	0:12.30 [5] (0:12.30)
Average Speed [km/h]	53.2	66.1	64.7	64.2	58.5
Top Speed [km/h]	68.1	68.2	66.2	65.2	62.9
Avg. Dist. to Rail [m]	7.6	3.5	4.0	10.1	10.2
Avg. Stride Freq. [Hz]	2.5	2.6	2.6	2.6	2.5
Avg. Stride Length [m]	6.0	7.1	6.9	6.8	6.4



- [] Ranking at each section and finish
- .-.- No data available at this section
- NA No data available



Horse/Jockey Name	King Dick
Final Rank	8
Fastest Section Time (Section)	0:10.76 (800m)
Top Speed [km/h] (Section)	68.7 (800m)
Race State	Finished



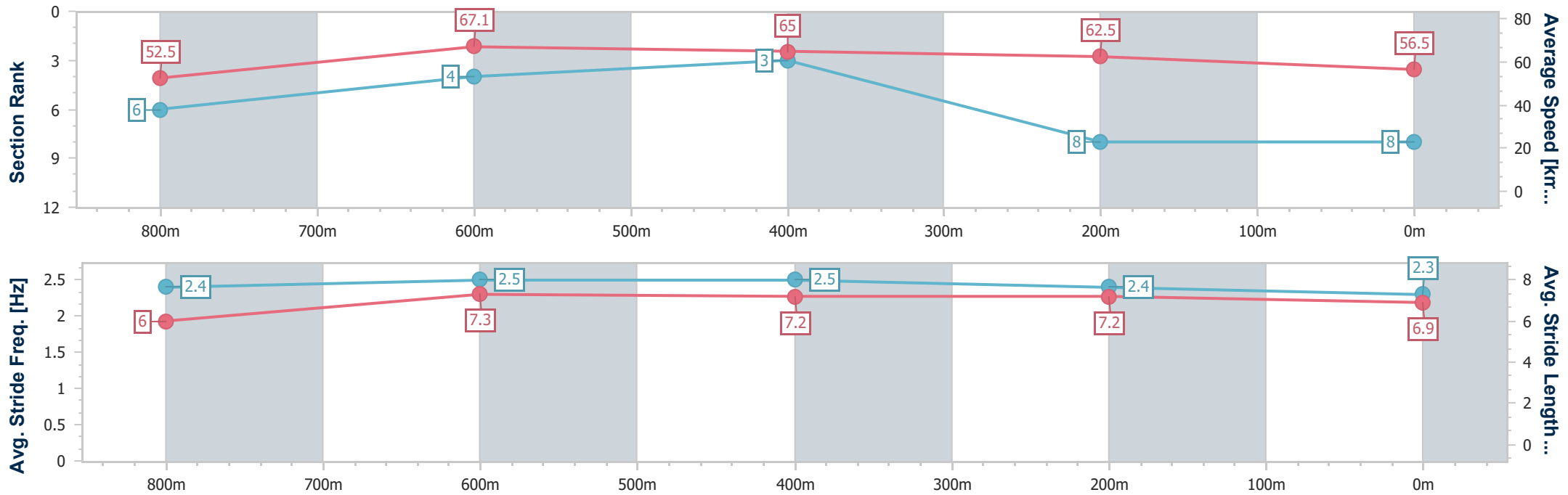
Sunshine Coast QLD Professional
Race 4: MCCAIN SURECRISP RATINGS BAND 0 - 58 Handicap - 1000m



13 August 2023 - 14:21

Track Rating: Good 4, Weather: Fine, Rail Position: +3m Entire

Section	Overall	800m	600m	400m	200m
Section Times	0:59.97 [8] (0:13.73)	0:46.24 [6] (0:10.76)	0:35.48 [4] (0:11.23)	0:24.25 [3] (0:11.51)	0:12.74 [8] (0:12.74)
Average Speed [km/h]	52.5	67.1	65.0	62.5	56.5
Top Speed [km/h]	67.9	68.7	66.6	64.0	59.7
Avg. Dist. to Rail [m]	3.3	1.2	2.2	7.2	7.5
Avg. Stride Freq. [Hz]	2.4	2.5	2.5	2.4	2.3
Avg. Stride Length [m]	6.0	7.3	7.2	7.2	6.9



- [] Ranking at each section and finish
- .-.- No data available at this section
- NA No data available



Horse/Jockey Name	Rising Spirit
Final Rank	9
Fastest Section Time (Section)	0:10.93 (800m)
Top Speed [km/h] (Section)	67.7 (800m)
Race State	Finished



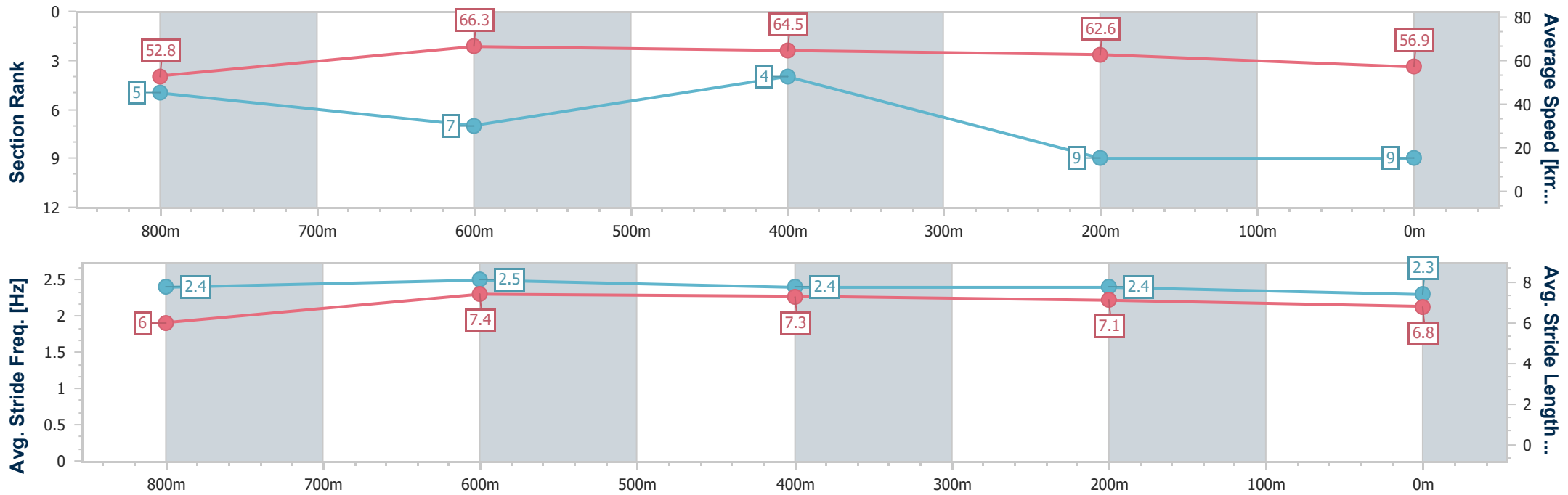
Sunshine Coast QLD Professional
 Race 4: MCCAIN SURECRISP RATINGS BAND 0 - 58 Handicap - 1000m



13 August 2023 - 14:21

Track Rating: Good 4, Weather: Fine, Rail Position: +3m Entire

Section	Overall	800m	600m	400m	200m
Section Times	1:00.00 [9] (0:13.65)	0:46.35 [5] (0:10.93)	0:35.42 [7] (0:11.27)	0:24.15 [4] (0:11.51)	0:12.64 [9] (0:12.64)
Average Speed [km/h]	52.8	66.3	64.5	62.6	56.9
Top Speed [km/h]	67.1	67.7	65.6	63.8	60.8
Avg. Dist. to Rail [m]	5.4	2.0	1.7	6.2	6.8
Avg. Stride Freq. [Hz]	2.4	2.5	2.4	2.4	2.3
Avg. Stride Length [m]	6.0	7.4	7.3	7.1	6.8



- [] Ranking at each section and finish
- .-.- No data available at this section
- NA No data available