

Track Rating: Good 4, Weather: Fine, Rail Position: +3m Entire

Section												Last 600m	
Field Times		Overall	1200m	1000m	800m	600m	400m						0:35.70
		1:25.70 (0:14.09)	1:11.61 (0:11.11)	1:00.50 (0:12.04)	0:48.46 (0:12.76)	0:35.70 (0:12.15)	0:23.55 (0:11.45)						
Rank	TAB	Horse/Jockey	Barrier	Top Speed [km/h]	Fastest Section	Overall	1200m	1000m	800m	600m	400m	Last 600m	Distance Travelled [m]
1	12	INVISIBLE TEARS Justin Huxtable	14	66.9 1200m	0:11.23 1200m	1:25.70 [1] (0:14.24)	1:11.46 [5] (0:11.23)	1:00.23 [3] (0:12.34)	0:47.89 [4] (0:12.64)	0:35.25 [3] (0:11.87)	0:23.38 [3] (0:11.28)	0:35.25	
2	6	SOARHI Andrew Mallyon	11	65.2 1200m	0:11.28 400m	1:25.79 [2] (0:14.20)	1:11.59 [3] (0:11.37)	1:00.22 [5] (0:12.22)	0:48.00 [3] (0:12.66)	0:35.34 [4] (0:11.99)	0:23.35 [4] (0:11.28)	0:35.34	+3
3	1	ALREADY A STAR James Orman	6	66.2 400m	0:11.09 400m	1:26.00 [3] (0:14.91)	1:11.09 [11] (0:11.42)	0:59.67 [11] (0:12.19)	0:47.48 [10] (0:12.70)	0:34.78 [12] (0:11.66)	0:23.12 [10] (0:11.09)	0:34.78	-1
4	16	YOWIE Taylor Marshall	17	66.1 1200m	0:11.14 1200m	1:26.07 [4] (0:14.16)	1:11.91 [2] (0:11.14)	1:00.77 [2] (0:12.24)	0:48.53 [2] (0:12.61)	0:35.92 [2] (0:12.00)	0:23.92 [2] (0:11.49)	0:35.92	-1
5	3	MAKE IT FLASHY Boris Thornton	4	64.8 400m	0:11.30 400m	1:26.18 [5] (0:14.52)	1:11.66 [8] (0:11.38)	1:00.28 [8] (0:12.34)	0:47.94 [8] (0:12.64)	0:35.30 [8] (0:11.84)	0:23.46 [7] (0:11.30)	0:35.30	+2
6	9	ANATINI Melea Castle	3	66.3 1200m	0:11.11 1200m	1:26.22 [6] (0:14.09)	1:12.13 [1] (0:11.11)	1:01.02 [1] (0:12.04)	0:48.98 [1] (0:12.76)	0:36.22 [1] (0:12.15)	0:24.07 [1] (0:11.59)	0:36.22	+0
7	13	RED STAR RUBI Damien Thornton	10	65.6 400m	0:11.12 400m	1:26.25 [7] (0:15.10)	1:11.15 [15] (0:11.42)	0:59.73 [13] (0:12.16)	0:47.57 [13] (0:12.63)	0:34.94 [13] (0:11.74)	0:23.20 [13] (0:11.12)	0:34.94	+1
8	15	WICKED'N' LOVIN'IT Samantha Collett	16	66.1 400m	0:11.11 400m	1:26.43 [8] (0:15.09)	1:11.34 [14] (0:11.74)	0:59.60 [15] (0:12.23)	0:47.37 [15] (0:12.67)	0:34.70 [15] (0:11.57)	0:23.13 [15] (0:11.11)	0:34.70	-1
9	10	ECHO HUNTER Ben Thompson	9	64.4 400m	0:11.36 400m	1:26.52 [9] (0:14.75)	1:11.77 [9] (0:11.55)	1:00.22 [10] (0:12.29)	0:47.93 [11] (0:12.59)	0:35.34 [10] (0:11.75)	0:23.59 [11] (0:11.36)	0:35.34	+0
10	8	VOLDEMORT Georgina Cartwright	2	64.4 1200m	0:11.37 1200m	1:26.60 [10] (0:14.47)	1:12.13 [7] (0:11.37)	1:00.76 [7] (0:12.15)	0:48.61 [7] (0:12.80)	0:35.81 [7] (0:11.99)	0:23.82 [8] (0:11.45)	0:35.81	+2

Scratched: Valantino Roc (#7), Baltray (#17), Selfie Time (#14), Nickelback (#4), Captain Underpantz (#2)



Sunshine Coast QLD Professional
Race 7: PACIFIC WEST Class 1 Plate - 1400m
13 August 2023 - 16:20



Track Rating: Good 4, Weather: Fine, Rail Position: +3m Entire

Section		Overall	1200m	1000m	800m	600m	400m	Last 600m				
Field Times		1:25.70 (0:14.09)	1:11.61 (0:11.11)	1:00.50 (0:12.04)	0:48.46 (0:12.76)	0:35.70 (0:12.15)	0:23.55 (0:11.45)	0:35.70				
Rank	TAB Horse/Jockey	Barrier	Top Speed [km/h]	Fastest Section	Distance Travelled [m]							
11	5 SIR BEVERIDGE Emily Lang	5	63.7 1200m	0:11.53 1200m	1:26.86 [11] (0:14.26)	1:12.60 [6] (0:11.53)	1:01.07 [6] (0:12.18)	0:48.89 [6] (0:12.57)	0:36.32 [6] (0:12.08)	0:24.24 [6] (0:11.62)	0:36.32	-5
12	18 BETTER STRINGS Angela Jones	7	65.1 400m	0:11.31 400m	1:26.94 [12] (0:14.95)	1:11.99 [12] (0:11.53)	1:00.46 [12] (0:12.19)	0:48.27 [12] (0:12.69)	0:35.58 [14] (0:11.76)	0:23.82 [14] (0:11.31)	0:35.58	-1
13	19 SENNACHIE Luke Tarrant	8	65.2 1200m	0:11.33 1200m	1:27.03 [13] (0:14.20)	1:12.83 [3] (0:11.33)	1:01.50 [4] (0:12.34)	0:49.16 [5] (0:12.64)	0:36.52 [5] (0:12.03)	0:24.49 [5] (0:11.74)	0:36.52	-5
14	11 HARD OFFER Michael Cahill	13	64.3 1200m	0:11.43 1200m	1:27.08 [14] (0:14.77)	1:12.31 [10] (0:11.43)	1:00.88 [9] (0:12.13)	0:48.75 [9] (0:12.60)	0:36.15 [9] (0:11.94)	0:24.21 [9] (0:11.60)	0:36.15	+4
15	20 RENAULT Todd Banks	12	64.7 600m	0:11.54 400m	1:27.11 [15] (0:15.01)	1:12.10 [13] (0:11.65)	1:00.45 [14] (0:12.10)	0:48.35 [14] (0:12.44)	0:35.91 [11] (0:11.84)	0:24.07 [12] (0:11.54)	0:35.91	+3

Scratched: Valantino Roc (#7), Baltray (#17), Selfie Time (#14), Nickelback (#4), Captain Underpantz (#2)

[] Ranking at each section and finish
 -:-:- No data available at this section
 NA No data available

SCN Saddle cloth number
 DNF Did not finish
 DNT Did not track



Sunshine Coast QLD Professional
Race 7: PACIFIC WEST Class 1 Plate - 1400m
13 August 2023 - 16:20



Track Rating: Good 4, Weather: Fine, Rail Position: +3m Entire

Section							200m			Last 600m
Field Times							0:12.10			0:35.70
							(0:12.10)			
Rank	TAB	Horse/Jockey	Barrier	Top Speed [km/h]	Fastest Section	Margin			Distance Travelled [m]	
1	12	INVISIBLE TEARS	14	66.9	0:11.23	0:12.10 [1]	1:25.70		0:35.25	
		Justin Huxtable		1200m	1200m	(0:12.10)				
2	6	SOARHI	11	65.2	0:11.28	0:12.07 [3]	0.4L		0:35.34 +3	
		Andrew Mallyon		1200m	400m	(0:12.07)				
3	1	ALREADY A STAR	6	66.2	0:11.09	0:12.03 [5]	1.4L		0:34.78 -1	
		James Orman		400m	400m	(0:12.03)				
4	16	YOWIE	17	66.1	0:11.14	0:12.43 [2]	1.7L		0:35.92 -1	
		Taylor Marshall		1200m	1200m	(0:12.43)				
5	3	MAKE IT FLASHY	4	64.8	0:11.30	0:12.16 [6]	2.2L		0:35.30 +2	
		Boris Thornton		400m	400m	(0:12.16)				
6	9	ANATINI	3	66.3	0:11.11	0:12.48 [4]	2.4L		0:36.22 +0	
		Melea Castle		1200m	1200m	(0:12.48)				
7	13	RED STAR RUBI	10	65.6	0:11.12	0:12.08 [7]	2.5L		0:34.94 +1	
		Damien Thornton		400m	400m	(0:12.08)				
8	15	WICKED'N' LOVIN'IT	16	66.1	0:11.11	0:12.02 [12]	3.5L		0:34.70 -1	
		Samantha Collett		400m	400m	(0:12.02)				
9	10	ECHO HUNTER	9	64.4	0:11.36	0:12.23 [11]	3.9L		0:35.34 +0	
		Ben Thompson		400m	400m	(0:12.23)				
10	8	VOLDEMORT	2	64.4	0:11.37	0:12.37 [8]	4.3L		0:35.81 +2	
		Georgina Cartwright		1200m	1200m	(0:12.37)				

Scratched: Valantino Roc (#7), Baltray (#17), Selfie Time (#14), Nickelback (#4), Captain Underpantz (#2)

[] Ranking at each section and finish
 -:-:- No data available at this section
 NA No data available

SCN Saddle cloth number
 DNF Did not finish
 DNT Did not track



Sunshine Coast QLD Professional
Race 7: PACIFIC WEST Class 1 Plate - 1400m
13 August 2023 - 16:20



Track Rating: Good 4, Weather: Fine, Rail Position: +3m Entire

Section							200m			Last 600m
Field Times							0:12.10 (0:12.10)			0:35.70
Rank	TAB	Horse/Jockey	Barrier	Top Speed [km/h]	Fastest Section	Margin			Distance Travelled [m]	
11	5	SIR BEVERIDGE Emily Lang	5	63.7 1200m	0:11.53 1200m	0:12.62 [9] (0:12.62)	5.8L		0:36.32 -5	
12	18	BETTER STRINGS Angela Jones	7	65.1 400m	0:11.31 400m	0:12.51 [13] (0:12.51)	6.1L		0:35.58 -1	
13	19	SENNACHIE Luke Tarrant	8	65.2 1200m	0:11.33 1200m	0:12.75 [10] (0:12.75)	6.5L		0:36.52 -5	
14	11	HARD OFFER Michael Cahill	13	64.3 1200m	0:11.43 1200m	0:12.61 [14] (0:12.61)	6.7L		0:36.15 +4	
15	20	RENAULT Todd Banks	12	64.7 600m	0:11.54 400m	0:12.53 [15] (0:12.53)	6.9L		0:35.91 +3	

Scratched: Valantino Roc (#7), Baltray (#17), Selfie Time (#14), Nickelback (#4), Captain Underpantz (#2)



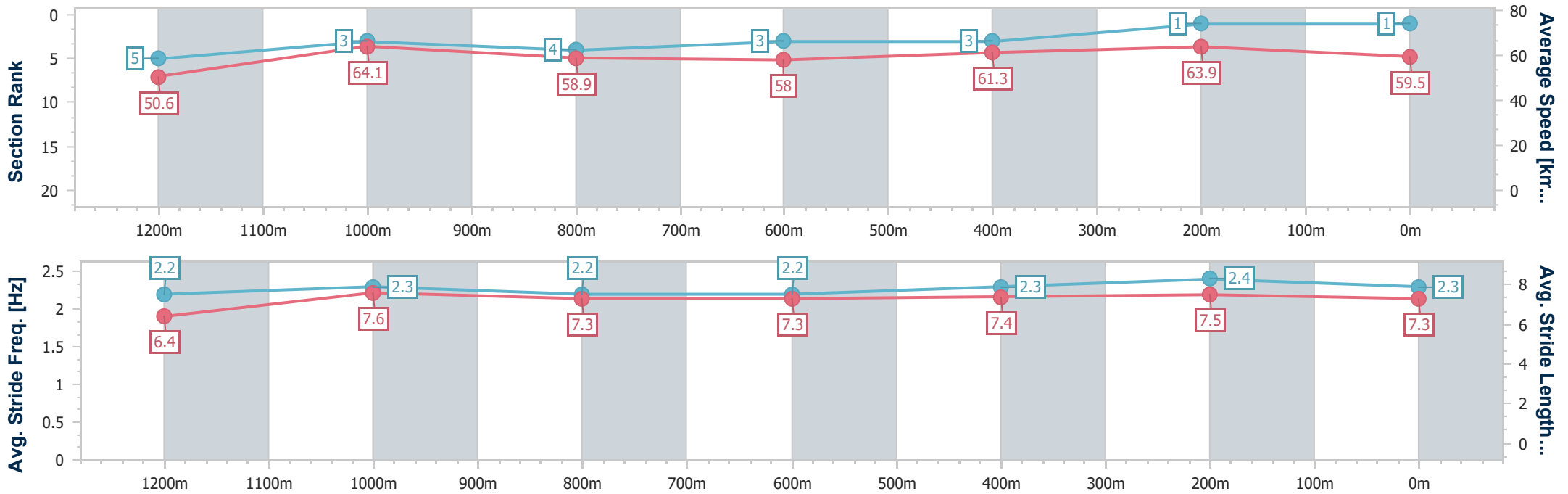
Horse/Jockey Name	Invisible Tears
Final Rank	1
Fastest Section Time (Section)	0:11.23 (1200m)
Top Speed [km/h] (Section)	66.9 (1200m)
Race State	Finished



Sunshine Coast QLD Professional
 Race 7: PACIFIC WEST Class 1 Plate - 1400m
 13 August 2023 - 16:20
 Track Rating: Good 4, Weather: Fine, Rail Position: +3m Entire



Section	Overall	1200m	1000m	800m	600m	400m	200m
Section Times	1:25.70 [1] (0:14.24)	1:11.46 [5] (0:11.23)	1:00.23 [3] (0:12.34)	0:47.89 [4] (0:12.64)	0:35.25 [3] (0:11.87)	0:23.38 [3] (0:11.28)	0:12.10 [1] (0:12.10)
Average Speed [km/h]	50.6	64.1	58.9	58.0	61.3	63.9	59.5
Top Speed [km/h]	64.8	66.9	62.0	60.4	63.3	65.1	63.2
Avg. Dist. to Rail [m]	12.6	6.0	4.2	3.0	2.1	5.5	5.6
Avg. Stride Freq. [Hz]	2.2	2.3	2.2	2.2	2.3	2.4	2.3
Avg. Stride Length [m]	6.4	7.6	7.3	7.3	7.4	7.5	7.3



- [] Ranking at each section and finish
- .-.- No data available at this section
- NA No data available



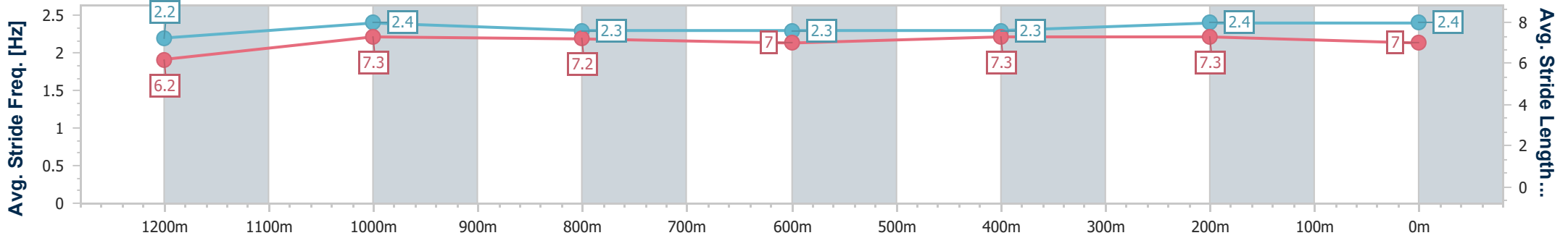
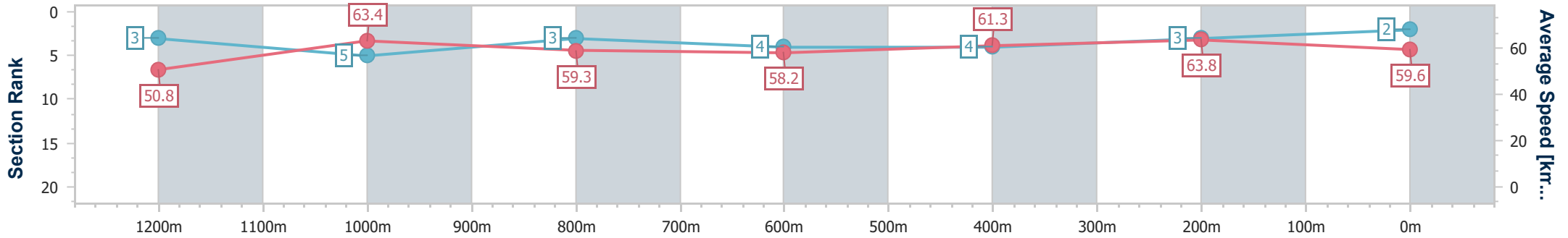
Horse/Jockey Name	Soarhi
Final Rank	2
Fastest Section Time (Section)	0:11.28 (400m)
Top Speed [km/h] (Section)	65.2 (1200m)
Race State	Finished



Sunshine Coast QLD Professional
 Race 7: PACIFIC WEST Class 1 Plate - 1400m
 13 August 2023 - 16:20
 Track Rating: Good 4, Weather: Fine, Rail Position: +3m Entire



Section	Overall	1200m	1000m	800m	600m	400m	200m
Section Times	1:25.79 [2] (0:14.20)	1:11.59 [3] (0:11.37)	1:00.22 [5] (0:12.22)	0:48.00 [3] (0:12.66)	0:35.34 [4] (0:11.99)	0:23.35 [4] (0:11.28)	0:12.07 [3] (0:12.07)
Average Speed [km/h]	50.8	63.4	59.3	58.2	61.3	63.8	59.6
Top Speed [km/h]	64.5	65.2	60.9	61.2	63.9	64.5	62.1
Avg. Dist. to Rail [m]	11.2	4.6	3.1	3.9	3.4	6.8	7.6
Avg. Stride Freq. [Hz]	2.2	2.4	2.3	2.3	2.3	2.4	2.4
Avg. Stride Length [m]	6.2	7.3	7.2	7.0	7.3	7.3	7.0



- [] Ranking at each section and finish
- .-.- No data available at this section
- NA No data available



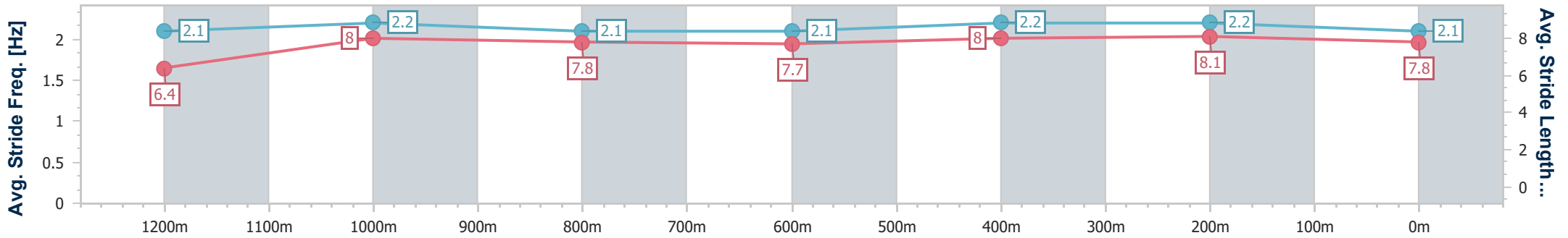
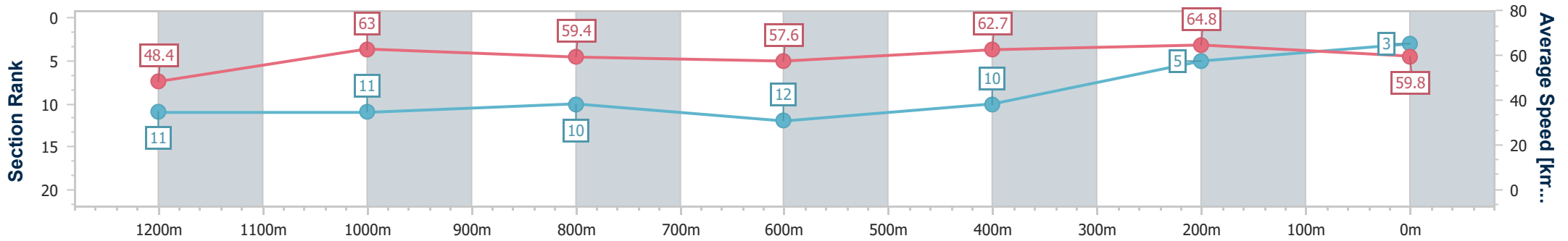
Horse/Jockey Name	Already A Star
Final Rank	3
Fastest Section Time (Section)	0:11.09 (400m)
Top Speed [km/h] (Section)	66.2 (400m)
Race State	Finished



Sunshine Coast QLD Professional
 Race 7: PACIFIC WEST Class 1 Plate - 1400m
 13 August 2023 - 16:20
 Track Rating: Good 4, Weather: Fine, Rail Position: +3m Entire



Section	Overall	1200m	1000m	800m	600m	400m	200m
Section Times	1:26.00 [3] (0:14.91)	1:11.09 [11] (0:11.42)	0:59.67 [11] (0:12.19)	0:47.48 [10] (0:12.70)	0:34.78 [12] (0:11.66)	0:23.12 [10] (0:11.09)	0:12.03 [5] (0:12.03)
Average Speed [km/h]	48.4	63.0	59.4	57.6	62.7	64.8	59.8
Top Speed [km/h]	63.7	64.7	62.2	61.0	64.7	66.2	64.3
Avg. Dist. to Rail [m]	5.9	2.4	2.2	2.7	2.4	4.5	5.5
Avg. Stride Freq. [Hz]	2.1	2.2	2.1	2.1	2.2	2.2	2.1
Avg. Stride Length [m]	6.4	8.0	7.8	7.7	8.0	8.1	7.8



- [] Ranking at each section and finish
- .-.- No data available at this section
- NA No data available



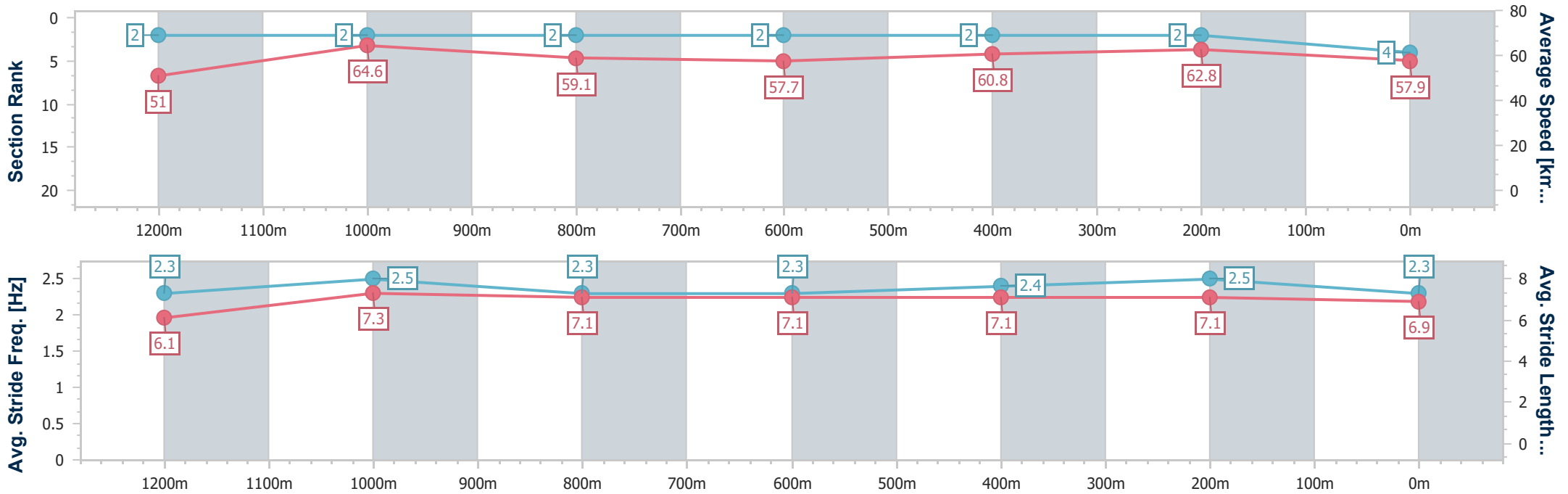
Horse/Jockey Name	Yowie
Final Rank	4
Fastest Section Time (Section)	0:11.14 (1200m)
Top Speed [km/h] (Section)	66.1 (1200m)
Race State	Finished



Sunshine Coast QLD Professional
 Race 7: PACIFIC WEST Class 1 Plate - 1400m
 13 August 2023 - 16:20
 Track Rating: Good 4, Weather: Fine, Rail Position: +3m Entire



Section	Overall	1200m	1000m	800m	600m	400m	200m
Section Times	1:26.07 [4] (0:14.16)	1:11.91 [2] (0:11.14)	1:00.77 [2] (0:12.24)	0:48.53 [2] (0:12.61)	0:35.92 [2] (0:12.00)	0:23.92 [2] (0:11.49)	0:12.43 [2] (0:12.43)
Average Speed [km/h]	51.0	64.6	59.1	57.7	60.8	62.8	57.9
Top Speed [km/h]	65.9	66.1	62.5	59.7	62.8	64.7	60.0
Avg. Dist. to Rail [m]	14.4	4.8	2.4	1.8	2.5	5.5	3.2
Avg. Stride Freq. [Hz]	2.3	2.5	2.3	2.3	2.4	2.5	2.3
Avg. Stride Length [m]	6.1	7.3	7.1	7.1	7.1	7.1	6.9



- [] Ranking at each section and finish
- .-.- No data available at this section
- NA No data available



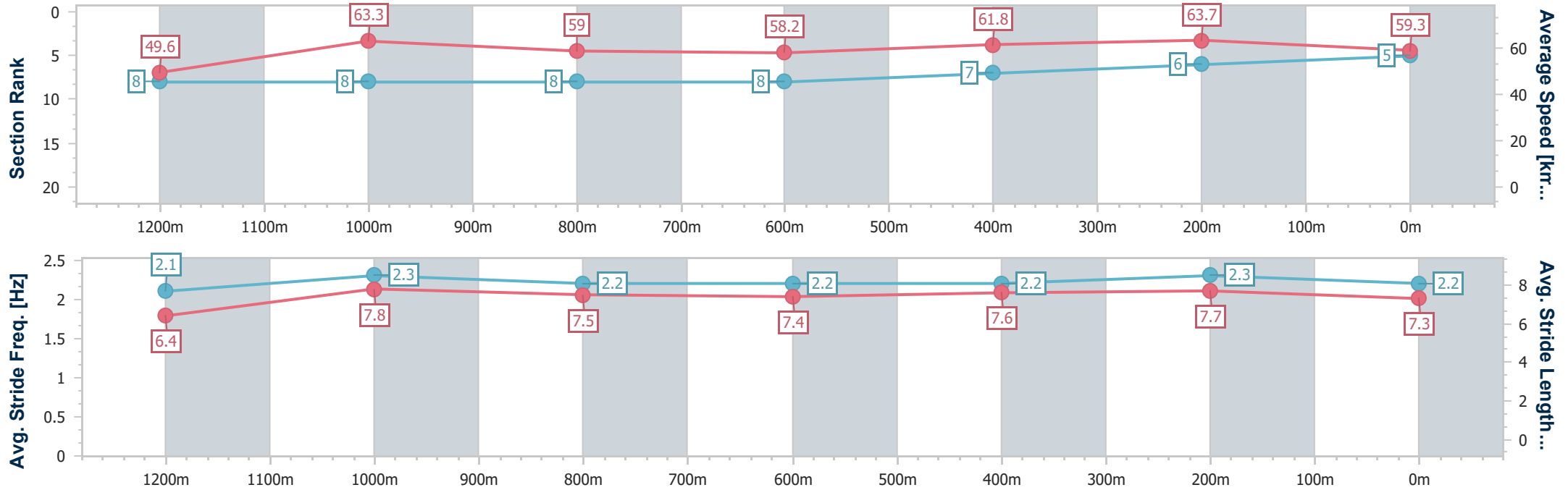
Horse/Jockey Name	Make It Flashy
Final Rank	5
Fastest Section Time (Section)	0:11.30 (400m)
Top Speed [km/h] (Section)	64.8 (400m)
Race State	Finished



Sunshine Coast QLD Professional
 Race 7: PACIFIC WEST Class 1 Plate - 1400m
 13 August 2023 - 16:20
 Track Rating: Good 4, Weather: Fine, Rail Position: +3m Entire



Section	Overall	1200m	1000m	800m	600m	400m	200m
Section Times	1:26.18 [5] (0:14.52)	1:11.66 [8] (0:11.38)	1:00.28 [8] (0:12.34)	0:47.94 [8] (0:12.64)	0:35.30 [8] (0:11.84)	0:23.46 [7] (0:11.30)	0:12.16 [6] (0:12.16)
Average Speed [km/h]	49.6	63.3	59.0	58.2	61.8	63.7	59.3
Top Speed [km/h]	62.6	64.6	62.0	61.2	63.4	64.8	61.3
Avg. Dist. to Rail [m]	4.8	3.6	4.3	3.6	2.6	6.4	6.3
Avg. Stride Freq. [Hz]	2.1	2.3	2.2	2.2	2.2	2.3	2.2
Avg. Stride Length [m]	6.4	7.8	7.5	7.4	7.6	7.7	7.3



- [] Ranking at each section and finish
- .-.- No data available at this section
- NA No data available



Horse/Jockey Name	Anatini
Final Rank	6
Fastest Section Time (Section)	0:11.11 (1200m)
Top Speed [km/h] (Section)	66.3 (1200m)
Race State	Finished



Sunshine Coast QLD Professional

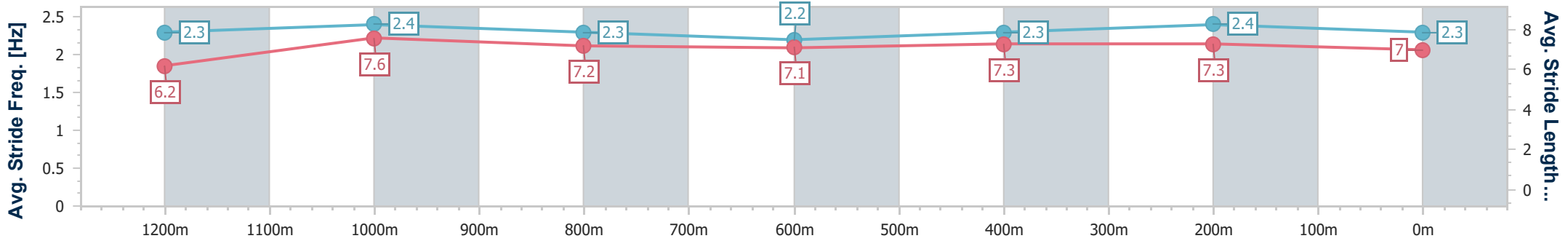
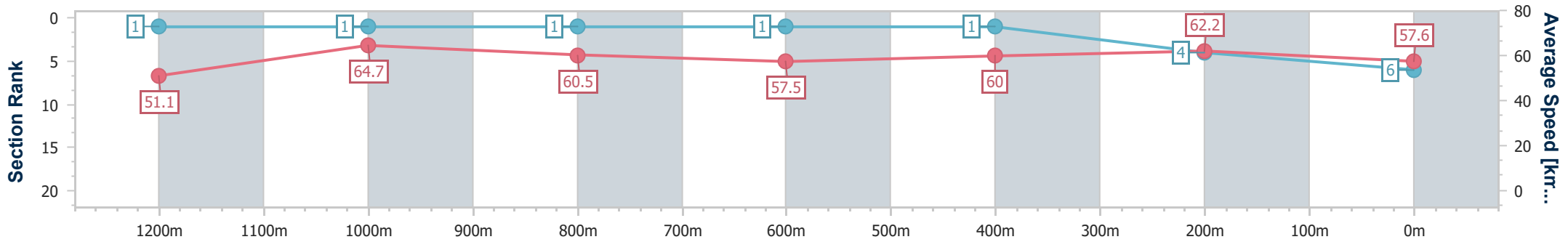
Race 7: PACIFIC WEST Class 1 Plate - 1400m



13 August 2023 - 16:20

Track Rating: Good 4, Weather: Fine, Rail Position: +3m Entire

Section	Overall	1200m	1000m	800m	600m	400m	200m
Section Times	1:26.22 [6] (0:14.09)	1:12.13 [1] (0:11.11)	1:01.02 [1] (0:12.04)	0:48.98 [1] (0:12.76)	0:36.22 [1] (0:12.15)	0:24.07 [1] (0:11.59)	0:12.48 [4] (0:12.48)
Average Speed [km/h]	51.1	64.7	60.5	57.5	60.0	62.2	57.6
Top Speed [km/h]	66.3	66.3	62.9	59.4	61.8	63.4	60.3
Avg. Dist. to Rail [m]	2.6	2.1	3.1	3.5	2.0	2.2	1.7
Avg. Stride Freq. [Hz]	2.3	2.4	2.3	2.2	2.3	2.4	2.3
Avg. Stride Length [m]	6.2	7.6	7.2	7.1	7.3	7.3	7.0



- [] Ranking at each section and finish
- .-.- No data available at this section
- NA No data available



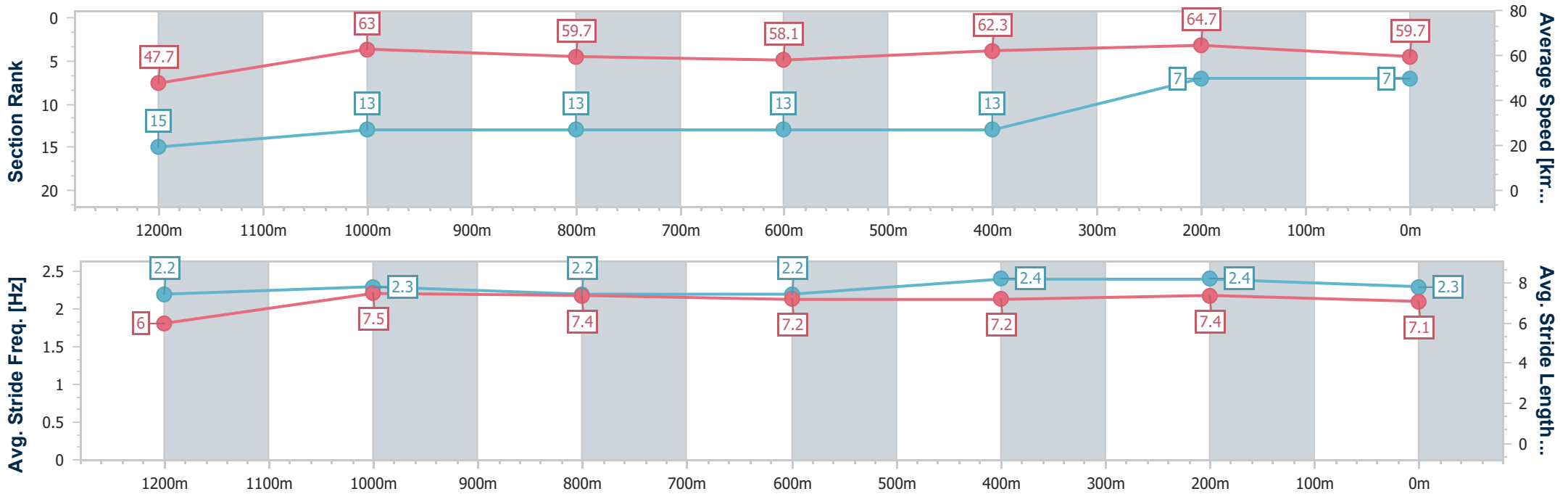
Horse/Jockey Name	Red Star Rubi
Final Rank	7
Fastest Section Time (Section)	0:11.12 (400m)
Top Speed [km/h] (Section)	65.6 (400m)
Race State	Finished



Sunshine Coast QLD Professional
 Race 7: PACIFIC WEST Class 1 Plate - 1400m
 13 August 2023 - 16:20
 Track Rating: Good 4, Weather: Fine, Rail Position: +3m Entire



Section	Overall	1200m	1000m	800m	600m	400m	200m
Section Times	1:26.25 [7] (0:15.10)	1:11.15 [15] (0:11.42)	0:59.73 [13] (0:12.16)	0:47.57 [13] (0:12.63)	0:34.94 [13] (0:11.74)	0:23.20 [13] (0:11.12)	0:12.08 [7] (0:12.08)
Average Speed [km/h]	47.7	63.0	59.7	58.1	62.3	64.7	59.7
Top Speed [km/h]	61.5	64.4	62.0	60.6	64.8	65.6	62.5
Avg. Dist. to Rail [m]	7.5	2.3	2.9	3.3	2.3	2.7	1.9
Avg. Stride Freq. [Hz]	2.2	2.3	2.2	2.2	2.4	2.4	2.3
Avg. Stride Length [m]	6.0	7.5	7.4	7.2	7.2	7.4	7.1



- [] Ranking at each section and finish
- .-.- No data available at this section
- NA No data available



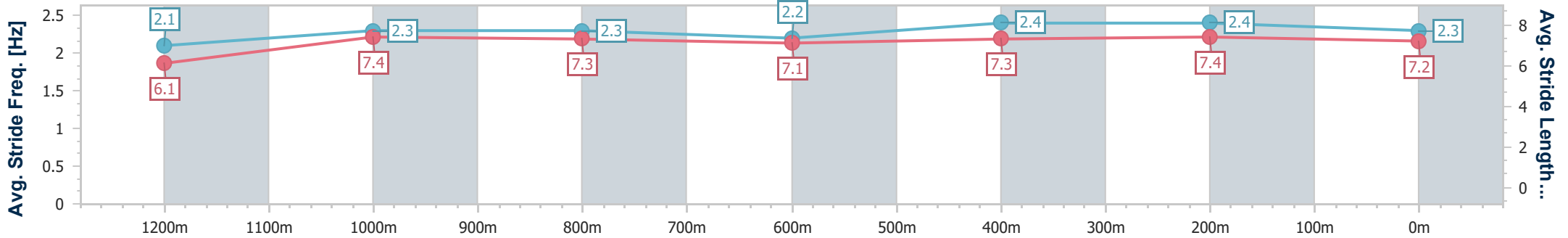
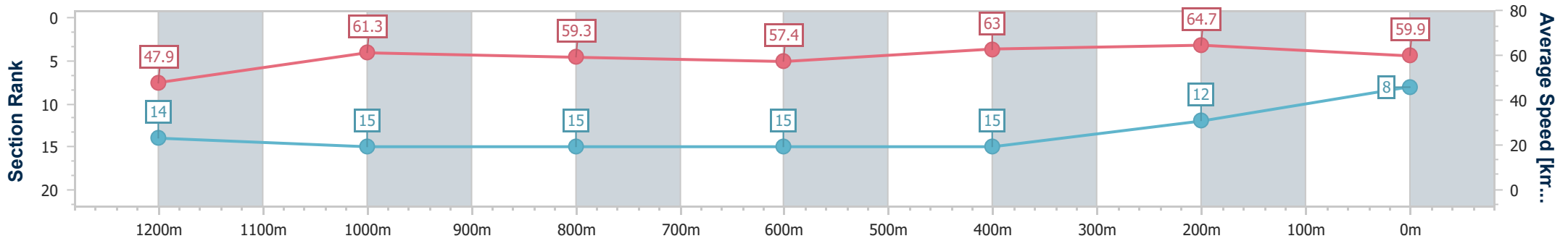
Horse/Jockey Name	Wicked'n' Lovin'it
Final Rank	8
Fastest Section Time (Section)	0:11.11 (400m)
Top Speed [km/h] (Section)	66.1 (400m)
Race State	Finished



Sunshine Coast QLD Professional
 Race 7: PACIFIC WEST Class 1 Plate - 1400m
 13 August 2023 - 16:20
 Track Rating: Good 4, Weather: Fine, Rail Position: +3m Entire



Section	Overall	1200m	1000m	800m	600m	400m	200m
Section Times	1:26.43 [8] (0:15.09)	1:11.34 [14] (0:11.74)	0:59.60 [15] (0:12.23)	0:47.37 [15] (0:12.67)	0:34.70 [15] (0:11.57)	0:23.13 [15] (0:11.11)	0:12.02 [12] (0:12.02)
Average Speed [km/h]	47.9	61.3	59.3	57.4	63.0	64.7	59.9
Top Speed [km/h]	60.3	64.1	62.0	61.6	65.2	66.1	63.3
Avg. Dist. to Rail [m]	10.6	3.0	2.7	1.9	2.0	4.2	2.5
Avg. Stride Freq. [Hz]	2.1	2.3	2.3	2.2	2.4	2.4	2.3
Avg. Stride Length [m]	6.1	7.4	7.3	7.1	7.3	7.4	7.2



- [] Ranking at each section and finish
- .-.- No data available at this section
- NA No data available



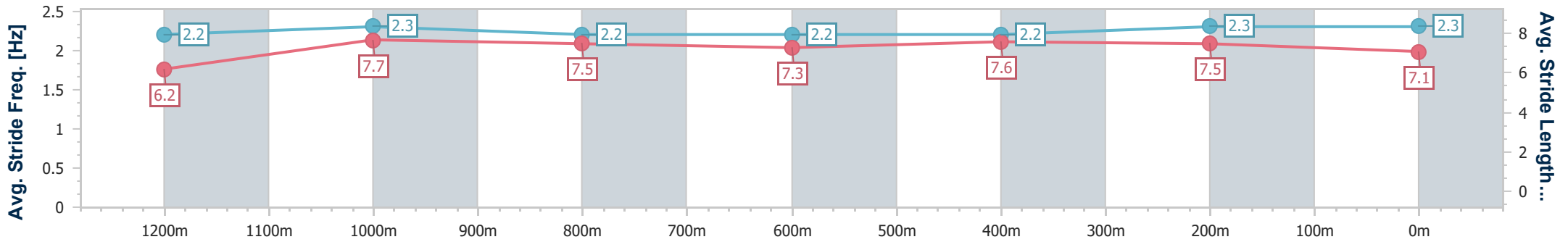
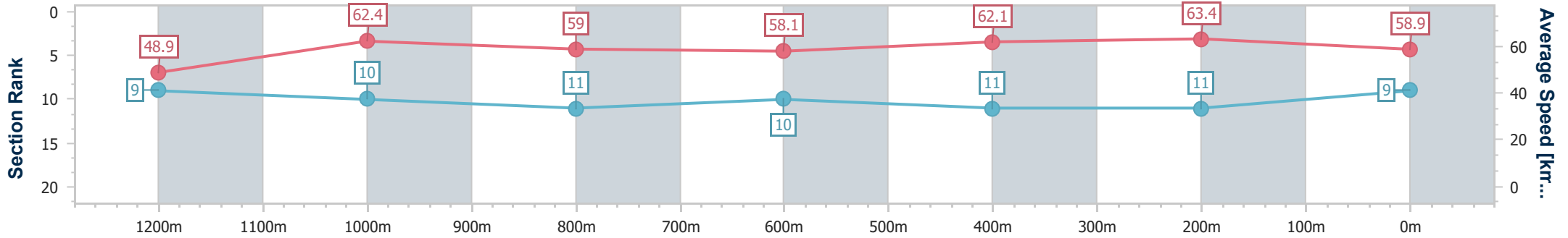
Horse/Jockey Name	Echo Hunter
Final Rank	9
Fastest Section Time (Section)	0:11.36 (400m)
Top Speed [km/h] (Section)	64.4 (400m)
Race State	Finished



Sunshine Coast QLD Professional
 Race 7: PACIFIC WEST Class 1 Plate - 1400m
 13 August 2023 - 16:20
 Track Rating: Good 4, Weather: Fine, Rail Position: +3m Entire



Section	Overall	1200m	1000m	800m	600m	400m	200m
Section Times	1:26.52 [9] (0:14.75)	1:11.77 [9] (0:11.55)	1:00.22 [10] (0:12.29)	0:47.93 [11] (0:12.59)	0:35.34 [10] (0:11.75)	0:23.59 [11] (0:11.36)	0:12.23 [11] (0:12.23)
Average Speed [km/h]	48.9	62.4	59.0	58.1	62.1	63.4	58.9
Top Speed [km/h]	60.9	63.1	61.9	60.7	63.6	64.4	61.7
Avg. Dist. to Rail [m]	7.7	3.6	3.3	2.5	2.3	6.6	7.3
Avg. Stride Freq. [Hz]	2.2	2.3	2.2	2.2	2.2	2.3	2.3
Avg. Stride Length [m]	6.2	7.7	7.5	7.3	7.6	7.5	7.1



- [] Ranking at each section and finish
- .-.- No data available at this section
- NA No data available



Horse/Jockey Name	Voldemort
Final Rank	10
Fastest Section Time (Section)	0:11.37 (1200m)
Top Speed [km/h] (Section)	64.4 (1200m)
Race State	Finished



Sunshine Coast QLD Professional

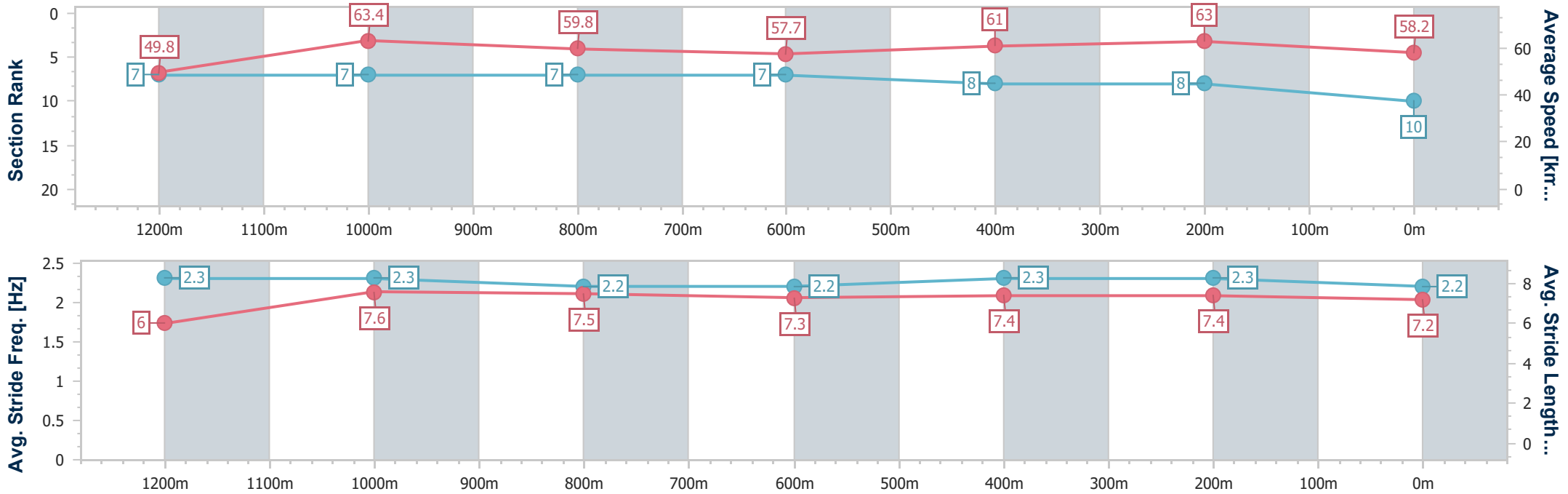
Race 7: PACIFIC WEST Class 1 Plate - 1400m



13 August 2023 - 16:20

Track Rating: Good 4, Weather: Fine, Rail Position: +3m Entire

Section	Overall	1200m	1000m	800m	600m	400m	200m
Section Times	1:26.60 [10] (0:14.47)	1:12.13 [7] (0:11.37)	1:00.76 [7] (0:12.15)	0:48.61 [7] (0:12.80)	0:35.81 [7] (0:11.99)	0:23.82 [8] (0:11.45)	0:12.37 [8] (0:12.37)
Average Speed [km/h]	49.8	63.4	59.8	57.7	61.0	63.0	58.2
Top Speed [km/h]	64.1	64.4	62.9	59.6	62.1	64.4	62.2
Avg. Dist. to Rail [m]	4.1	3.0	3.1	4.3	2.8	5.4	4.9
Avg. Stride Freq. [Hz]	2.3	2.3	2.2	2.2	2.3	2.3	2.2
Avg. Stride Length [m]	6.0	7.6	7.5	7.3	7.4	7.4	7.2



- [] Ranking at each section and finish
- .-.- No data available at this section
- NA No data available



Horse/Jockey Name	Sir Beveridge
Final Rank	11
Fastest Section Time (Section)	0:11.53 (1200m)
Top Speed [km/h] (Section)	63.7 (1200m)
Race State	Finished



Sunshine Coast QLD Professional

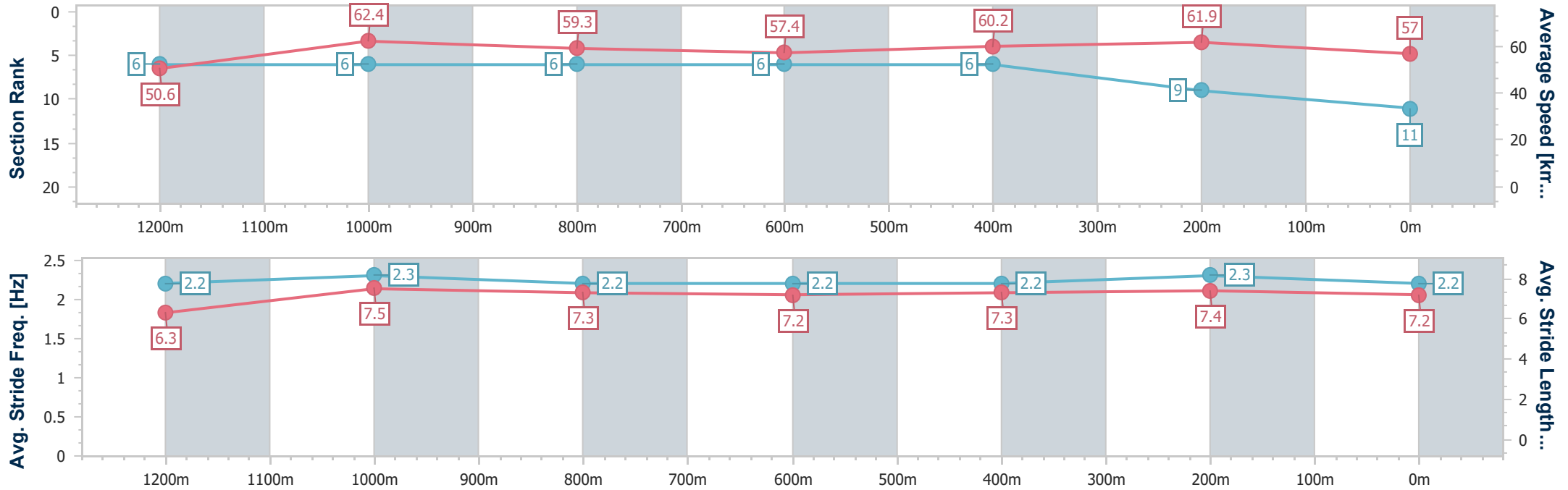
Race 7: PACIFIC WEST Class 1 Plate - 1400m

13 August 2023 - 16:20

Track Rating: Good 4, Weather: Fine, Rail Position: +3m Entire



Section	Overall	1200m	1000m	800m	600m	400m	200m
Section Times	1:26.86 [11] (0:14.26)	1:12.60 [6] (0:11.53)	1:01.07 [6] (0:12.18)	0:48.89 [6] (0:12.57)	0:36.32 [6] (0:12.08)	0:24.24 [6] (0:11.62)	0:12.62 [9] (0:12.62)
Average Speed [km/h]	50.6	62.4	59.3	57.4	60.2	61.9	57.0
Top Speed [km/h]	63.6	63.7	61.7	59.2	62.6	63.7	59.6
Avg. Dist. to Rail [m]	5.2	1.2	0.9	0.6	1.2	5.0	3.0
Avg. Stride Freq. [Hz]	2.2	2.3	2.2	2.2	2.2	2.3	2.2
Avg. Stride Length [m]	6.3	7.5	7.3	7.2	7.3	7.4	7.2



- [] Ranking at each section and finish
- .-.- No data available at this section
- NA No data available



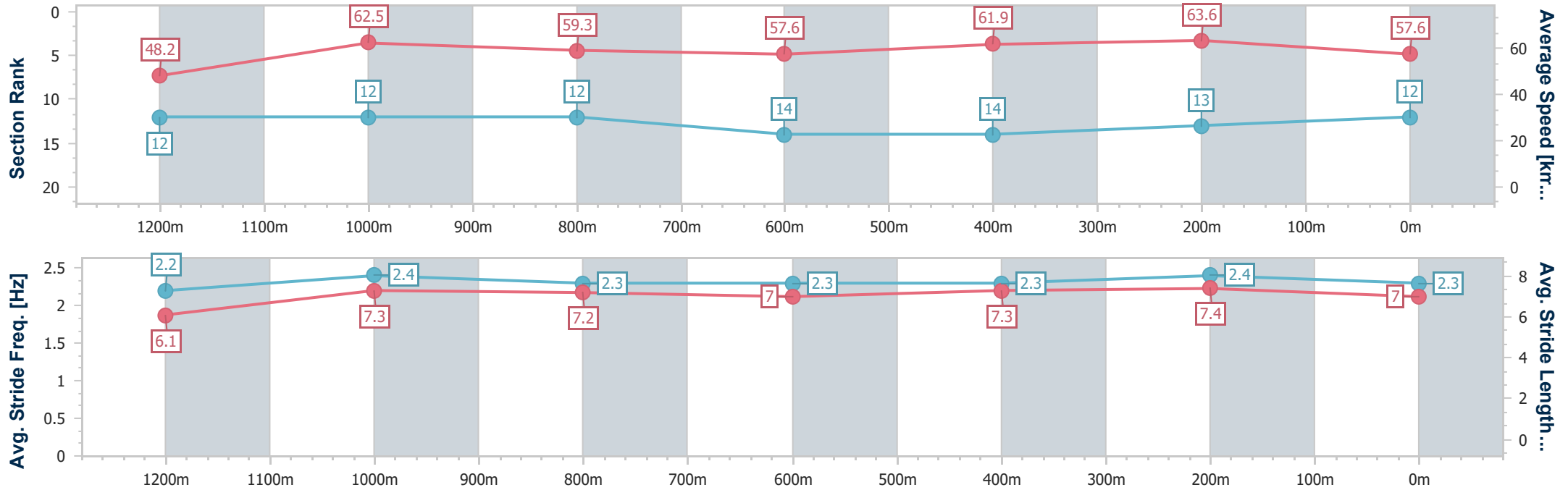
Horse/Jockey Name	Better Strings
Final Rank	12
Fastest Section Time (Section)	0:11.31 (400m)
Top Speed [km/h] (Section)	65.1 (400m)
Race State	Finished



Sunshine Coast QLD Professional
 Race 7: PACIFIC WEST Class 1 Plate - 1400m
 13 August 2023 - 16:20
 Track Rating: Good 4, Weather: Fine, Rail Position: +3m Entire



Section	Overall	1200m	1000m	800m	600m	400m	200m
Section Times	1:26.94 [12] (0:14.95)	1:11.99 [12] (0:11.53)	1:00.46 [12] (0:12.19)	0:48.27 [12] (0:12.69)	0:35.58 [14] (0:11.76)	0:23.82 [14] (0:11.31)	0:12.51 [13] (0:12.51)
Average Speed [km/h]	48.2	62.5	59.3	57.6	61.9	63.6	57.6
Top Speed [km/h]	63.1	64.4	61.4	61.0	63.1	65.1	61.6
Avg. Dist. to Rail [m]	6.0	0.8	0.9	2.8	1.8	2.0	2.2
Avg. Stride Freq. [Hz]	2.2	2.4	2.3	2.3	2.3	2.4	2.3
Avg. Stride Length [m]	6.1	7.3	7.2	7.0	7.3	7.4	7.0



- [] Ranking at each section and finish
- .-.- No data available at this section
- NA No data available



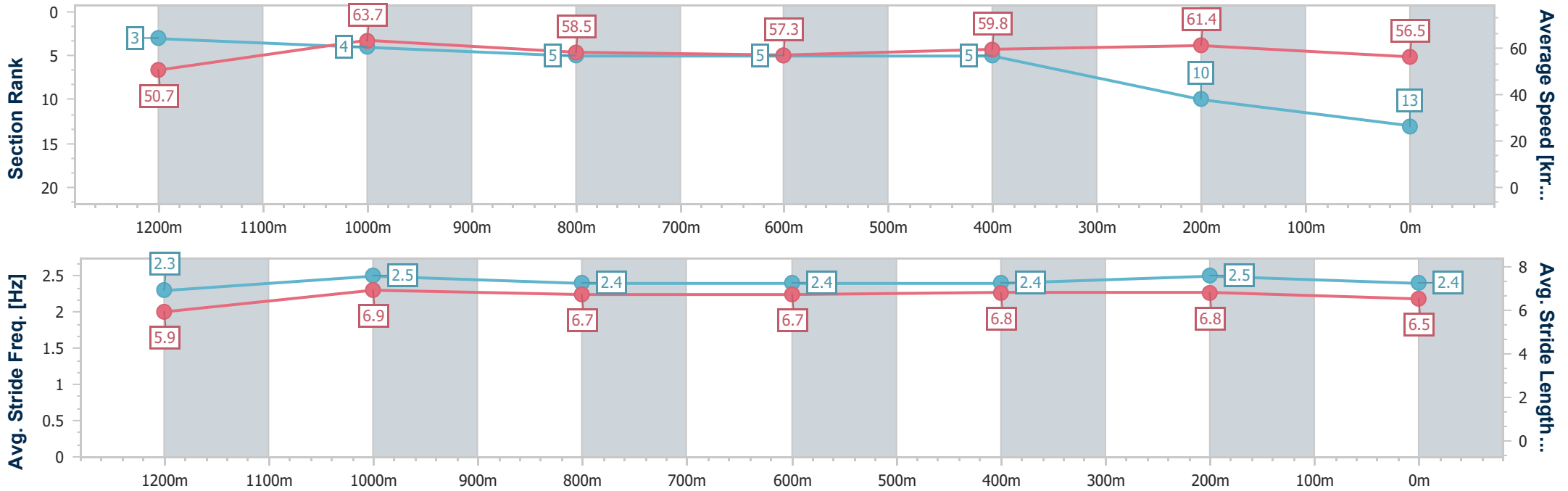
Horse/Jockey Name	Sennachie
Final Rank	13
Fastest Section Time (Section)	0:11.33 (1200m)
Top Speed [km/h] (Section)	65.2 (1200m)
Race State	Finished



Sunshine Coast QLD Professional
 Race 7: PACIFIC WEST Class 1 Plate - 1400m
 13 August 2023 - 16:20
 Track Rating: Good 4, Weather: Fine, Rail Position: +3m Entire



Section	Overall	1200m	1000m	800m	600m	400m	200m
Section Times	1:27.03 [13] (0:14.20)	1:12.83 [3] (0:11.33)	1:01.50 [4] (0:12.34)	0:49.16 [5] (0:12.64)	0:36.52 [5] (0:12.03)	0:24.49 [5] (0:11.74)	0:12.75 [10] (0:12.75)
Average Speed [km/h]	50.7	63.7	58.5	57.3	59.8	61.4	56.5
Top Speed [km/h]	65.0	65.2	60.9	58.8	62.3	62.6	59.7
Avg. Dist. to Rail [m]	8.9	3.5	2.5	0.7	0.5	2.4	0.8
Avg. Stride Freq. [Hz]	2.3	2.5	2.4	2.4	2.4	2.5	2.4
Avg. Stride Length [m]	5.9	6.9	6.7	6.7	6.8	6.8	6.5



- [] Ranking at each section and finish
- .-.- No data available at this section
- NA No data available



Horse/Jockey Name	Hard Offer
Final Rank	14
Fastest Section Time (Section)	0:11.43 (1200m)
Top Speed [km/h] (Section)	64.3 (1200m)
Race State	Finished



Sunshine Coast QLD Professional

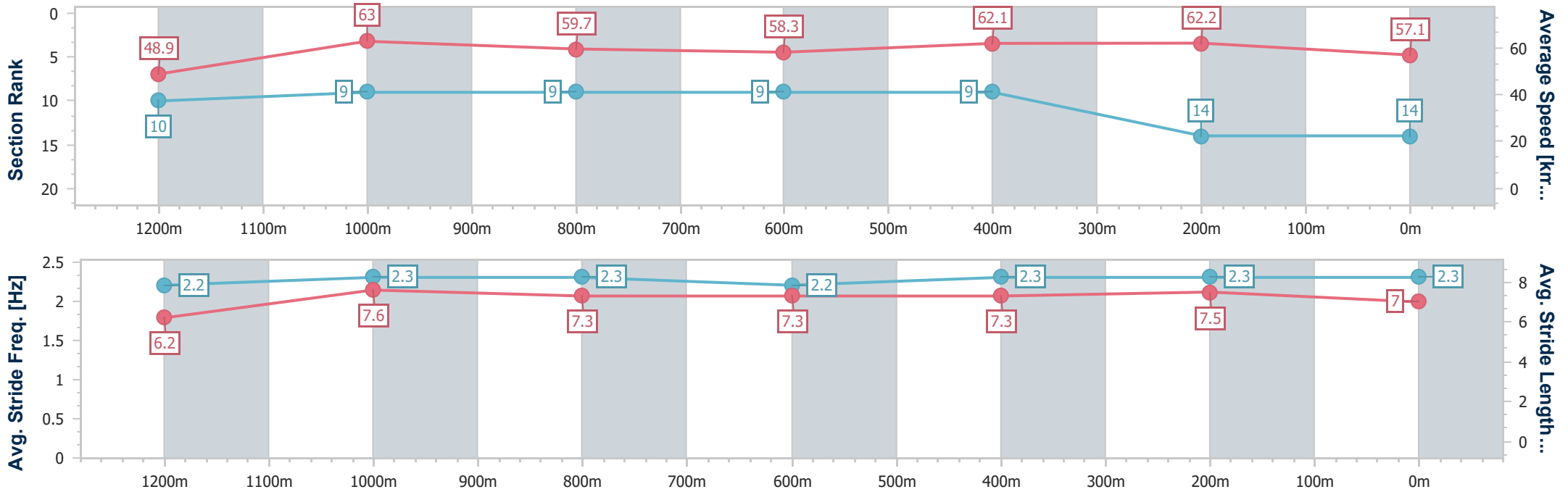
Race 7: PACIFIC WEST Class 1 Plate - 1400m

13 August 2023 - 16:20



Track Rating: Good 4, Weather: Fine, Rail Position: +3m Entire

Section	Overall	1200m	1000m	800m	600m	400m	200m
Section Times	1:27.08 [14] (0:14.77)	1:12.31 [10] (0:11.43)	1:00.88 [9] (0:12.13)	0:48.75 [9] (0:12.60)	0:36.15 [9] (0:11.94)	0:24.21 [9] (0:11.60)	0:12.61 [14] (0:12.61)
Average Speed [km/h]	48.9	63.0	59.7	58.3	62.1	62.2	57.1
Top Speed [km/h]	63.5	64.3	61.7	60.2	63.5	63.5	61.0
Avg. Dist. to Rail [m]	9.8	2.1	2.3	3.2	5.3	9.0	9.3
Avg. Stride Freq. [Hz]	2.2	2.3	2.3	2.2	2.3	2.3	2.3
Avg. Stride Length [m]	6.2	7.6	7.3	7.3	7.3	7.5	7.0



- [] Ranking at each section and finish
- .-.- No data available at this section
- NA No data available



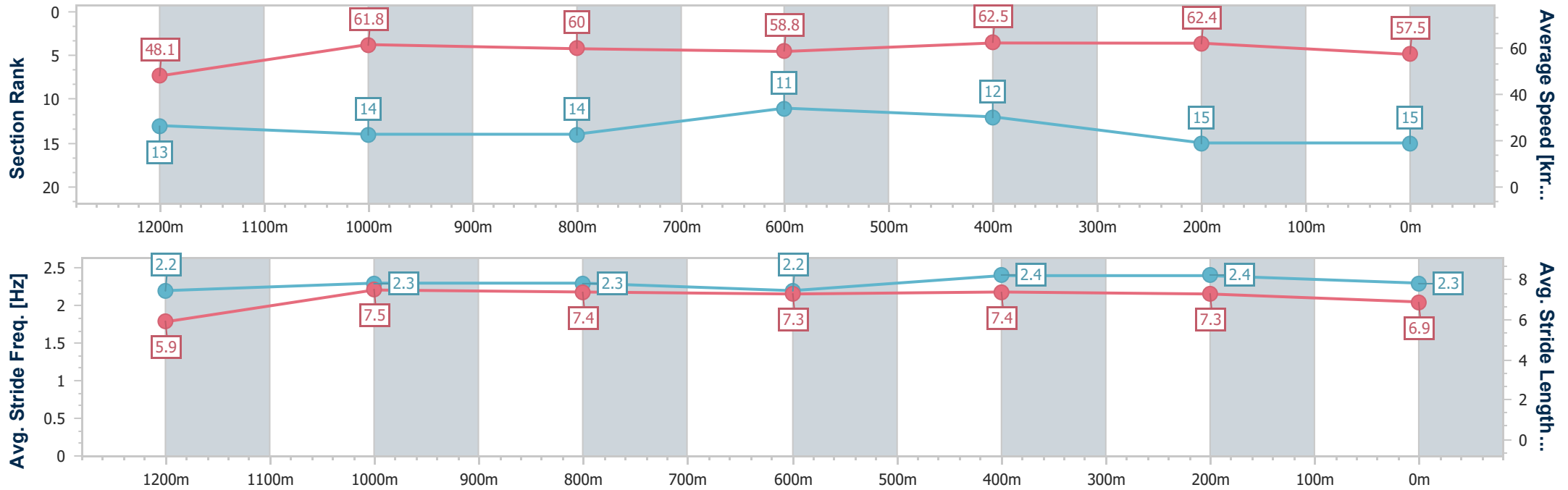
Horse/Jockey Name	Renault
Final Rank	15
Fastest Section Time (Section)	0:11.54 (400m)
Top Speed [km/h] (Section)	64.7 (600m)
Race State	Finished



Sunshine Coast QLD Professional
 Race 7: PACIFIC WEST Class 1 Plate - 1400m
 13 August 2023 - 16:20
 Track Rating: Good 4, Weather: Fine, Rail Position: +3m Entire



Section	Overall	1200m	1000m	800m	600m	400m	200m
Section Times	1:27.11 [15] (0:15.01)	1:12.10 [13] (0:11.65)	1:00.45 [14] (0:12.10)	0:48.35 [14] (0:12.44)	0:35.91 [11] (0:11.84)	0:24.07 [12] (0:11.54)	0:12.53 [15] (0:12.53)
Average Speed [km/h]	48.1	61.8	60.0	58.8	62.5	62.4	57.5
Top Speed [km/h]	61.7	62.4	61.2	60.0	64.7	64.5	60.8
Avg. Dist. to Rail [m]	9.3	3.8	3.4	2.6	4.8	10.0	10.6
Avg. Stride Freq. [Hz]	2.2	2.3	2.3	2.2	2.4	2.4	2.3
Avg. Stride Length [m]	5.9	7.5	7.4	7.3	7.4	7.3	6.9



- [] Ranking at each section and finish
- .-.- No data available at this section
- NA No data available