

Ipswich QLD Professional

Race 4: CHERY IPSWICH Maiden Handicap - 1200m

18 August 2023 - 13:59

Track Rating: Soft 5, Weather: Overcast, Rail Position: +10m Entire

Section													Last 600m					
Field Times		Overall	1000m	800m	600m	400m	200m						0:36.13					
		1:12.66 (0:13.89)	0:58.77 (0:11.03)	0:47.74 (0:11.61)	0:36.13 (0:12.01)	0:24.12 (0:12.13)	0:11.99 (0:11.99)											
Rank	TAB	Horse/Jockey	Barrier	Top Speed [km/h]	Fastest Section												Margin	Distance Travelled [m]
1	1	KEMI ZABI James Orman	14	65.3	0:11.38	1:12.66 [1] (0:14.37)	0:58.29 [7] (0:11.38)	0:46.91 [7] (0:11.57)	0:35.34 [7] (0:11.86)	0:23.48 [7] (0:11.68)	0:11.80 [4] (0:11.80)	1:12.66	0:35.34					
2	3	INNOVATES Mark Du Plessis	15	64.1	0:11.44	1:12.72 [2] (0:14.52)	0:58.20 [9] (0:11.44)	0:46.76 [9] (0:11.47)	0:35.29 [9] (0:11.99)	0:23.30 [8] (0:11.69)	0:11.61 [7] (0:11.61)	0.2L	0:35.29	-2				
3	9	TOO MUCH MAKEUP Micheal Hellyer	9	65.2	0:11.25	1:12.93 [3] (0:13.89)	0:59.04 [1] (0:11.25)	0:47.79 [2] (0:11.49)	0:36.30 [2] (0:12.04)	0:24.26 [2] (0:12.00)	0:12.26 [1] (0:12.26)	1.2L	0:36.30	-4				
4	6	RAPID DUDE Michael Cahill	3	64.2	0:11.33	1:12.98 [4] (0:14.07)	0:58.91 [5] (0:11.33)	0:47.58 [5] (0:11.63)	0:35.95 [5] (0:12.05)	0:23.90 [5] (0:11.85)	0:12.05 [6] (0:12.05)	1.4L	0:35.95	-1				
5	7	RUM REVOLUTION Angela Jones	5	65.2	0:11.32	1:13.02 [5] (0:14.07)	0:58.95 [6] (0:11.32)	0:47.63 [4] (0:11.49)	0:36.14 [4] (0:12.07)	0:24.07 [4] (0:11.89)	0:12.18 [3] (0:12.18)	1.6L	0:36.14	-3				
6	10	MOSZUR Kyle Wilson-Taylor	8	63.9	0:11.51	1:13.20 [6] (0:14.38)	0:58.82 [8] (0:11.51)	0:47.31 [8] (0:11.52)	0:35.79 [8] (0:12.04)	0:23.75 [9] (0:11.67)	0:12.08 [8] (0:12.08)	2.6L	0:35.79	-6				
7	8	SEIRYU Ben Thompson	4	65.5	0:11.30	1:13.23 [7] (0:13.98)	0:59.25 [3] (0:11.30)	0:47.95 [3] (0:11.58)	0:36.37 [3] (0:11.96)	0:24.41 [3] (0:12.09)	0:12.32 [5] (0:12.32)	2.8L	0:36.37	-7				
8	11	CAPITAL EYES Emily Lang	10	67.5	0:10.96	1:13.40 [8] (0:13.96)	0:59.44 [2] (0:10.96)	0:48.48 [1] (0:11.61)	0:36.87 [1] (0:12.01)	0:24.86 [1] (0:12.21)	0:12.65 [2] (0:12.65)	3.8L	0:36.87	-5				
9	2	SLAVA IOLA MYIOLIO Jason Taylor	2	64.5	0:11.41	1:13.43 [9] (0:14.03)	0:59.40 [4] (0:11.41)	0:47.99 [6] (0:11.62)	0:36.37 [6] (0:12.08)	0:24.29 [6] (0:11.99)	0:12.30 [9] (0:12.30)	4L	0:36.37	-7				
10	5	IKNOWICANFLY Adin Thompson	12	64.2	0:11.58	1:14.14 [10] (0:14.68)	0:59.46 [10] (0:11.58)	0:47.88 [10] (0:11.68)	0:36.20 [10] (0:11.79)	0:24.41 [10] (0:11.90)	0:12.51 [10] (0:12.51)	8L	0:36.20	-7				

Scratched: Capital Cee (#4), Fighting Idol (#12), Voodoo Medicine (#13), Tarotcard (#14), Brydelicious (#15)



Horse/Jockey Name	Kemi Zabi
Final Rank	1
Fastest Section Time (Section)	0:11.38 (1000m)
Top Speed [km/h] (Section)	65.3 (1000m)
Race State	Finished



Ipswich QLD Professional

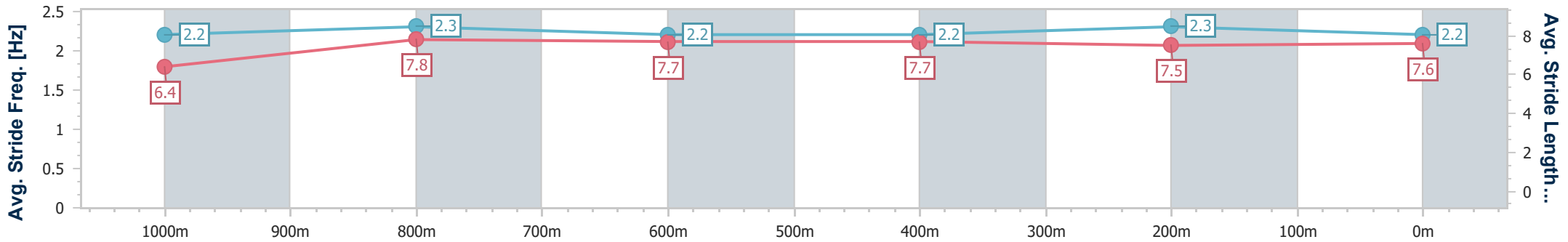
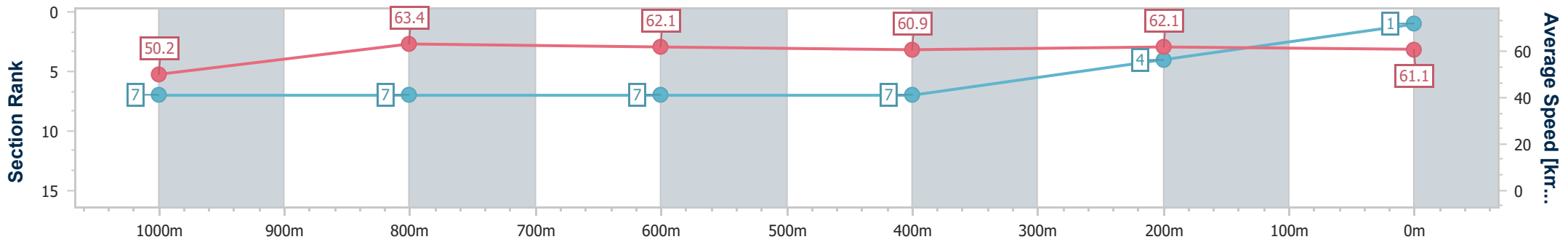
Race 4: CHERY IPSWICH Maiden Handicap - 1200m

18 August 2023 - 13:59



Track Rating: Soft 5, Weather: Overcast, Rail Position: +10m Entire

Section	Overall	1000m	800m	600m	400m	200m
Section Times	1:12.66 [1] (0:14.37)	0:58.29 [7] (0:11.38)	0:46.91 [7] (0:11.57)	0:35.34 [7] (0:11.86)	0:23.48 [7] (0:11.68)	0:11.80 [4] (0:11.80)
Average Speed [km/h]	50.2	63.4	62.1	60.9	62.1	61.1
Top Speed [km/h]	65.2	65.3	63.4	62.1	63.0	63.3
Avg. Dist. to Rail [m]	7.4	1.1	0.6	0.8	2.7	3.8
Avg. Stride Freq. [Hz]	2.2	2.3	2.2	2.2	2.3	2.2
Avg. Stride Length [m]	6.4	7.8	7.7	7.7	7.5	7.6



- [] Ranking at each section and finish
- .-.- No data available at this section
- NA No data available



Horse/Jockey Name	Innovates
Final Rank	2
Fastest Section Time (Section)	0:11.44 (1000m)
Top Speed [km/h] (Section)	64.1 (1000m)
Race State	Finished



Ipswich QLD Professional

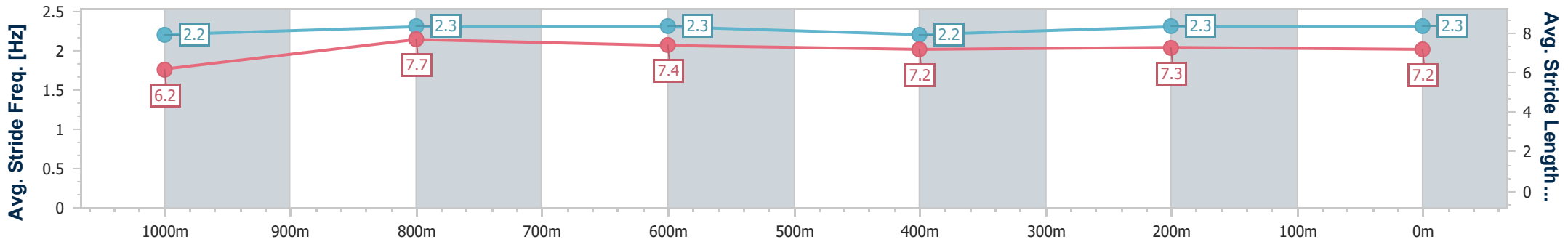
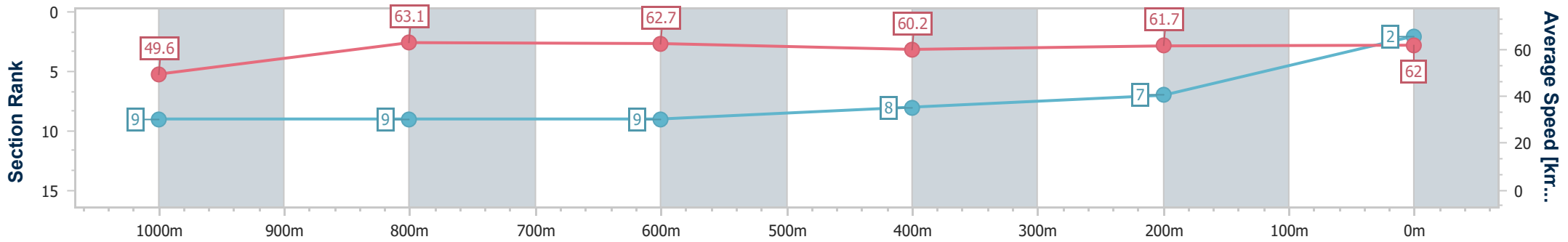
Race 4: CHERY IPSWICH Maiden Handicap - 1200m

18 August 2023 - 13:59



Track Rating: Soft 5, Weather: Overcast, Rail Position: +10m Entire

Section	Overall	1000m	800m	600m	400m	200m
Section Times	1:12.72 [2] (0:14.52)	0:58.20 [9] (0:11.44)	0:46.76 [9] (0:11.47)	0:35.29 [9] (0:11.99)	0:23.30 [8] (0:11.69)	0:11.61 [7]
Average Speed [km/h]	49.6	63.1	62.7	60.2	61.7	62.0
Top Speed [km/h]	64.0	64.1	63.6	62.4	62.6	62.7
Avg. Dist. to Rail [m]	7.7	0.9	0.2	0.7	1.4	4.6
Avg. Stride Freq. [Hz]	2.2	2.3	2.3	2.2	2.3	2.3
Avg. Stride Length [m]	6.2	7.7	7.4	7.2	7.3	7.2



- [] Ranking at each section and finish
- .-.- No data available at this section
- NA No data available



Horse/Jockey Name	Too Much Makeup
Final Rank	3
Fastest Section Time (Section)	0:11.25 (1000m)
Top Speed [km/h] (Section)	65.2 (1000m)
Race State	Finished



Ipswich QLD Professional

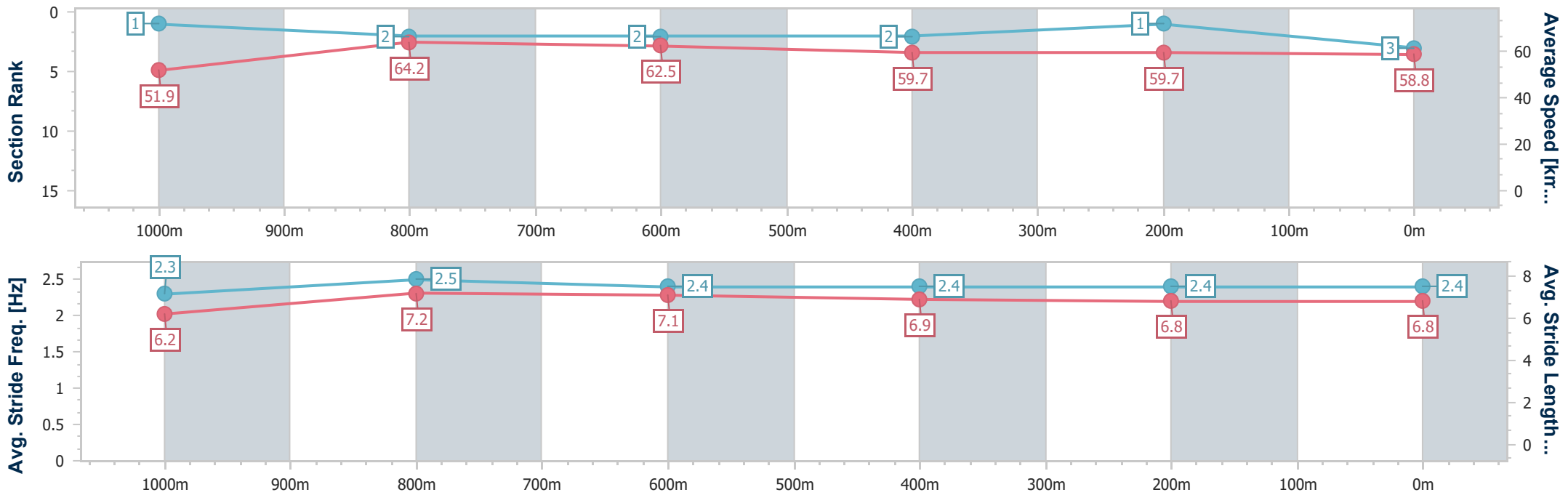
Race 4: CHERY IPSWICH Maiden Handicap - 1200m

18 August 2023 - 13:59



Track Rating: Soft 5, Weather: Overcast, Rail Position: +10m Entire

Section	Overall	1000m	800m	600m	400m	200m
Section Times	1:12.93 [3] (0:13.89)	0:59.04 [1] (0:11.25)	0:47.79 [2] (0:11.49)	0:36.30 [2] (0:12.04)	0:24.26 [2] (0:12.00)	0:12.26 [1] (0:12.26)
Average Speed [km/h]	51.9	64.2	62.5	59.7	59.7	58.8
Top Speed [km/h]	64.9	65.2	64.2	60.4	60.8	60.2
Avg. Dist. to Rail [m]	5.9	1.6	0.3	0.6	1.0	1.1
Avg. Stride Freq. [Hz]	2.3	2.5	2.4	2.4	2.4	2.4
Avg. Stride Length [m]	6.2	7.2	7.1	6.9	6.8	6.8



- [] Ranking at each section and finish
- .-.- No data available at this section
- NA No data available



Horse/Jockey Name	Rapid Dude
Final Rank	4
Fastest Section Time (Section)	0:11.33 (1000m)
Top Speed [km/h] (Section)	64.2 (1000m)
Race State	Finished



Ipswich QLD Professional

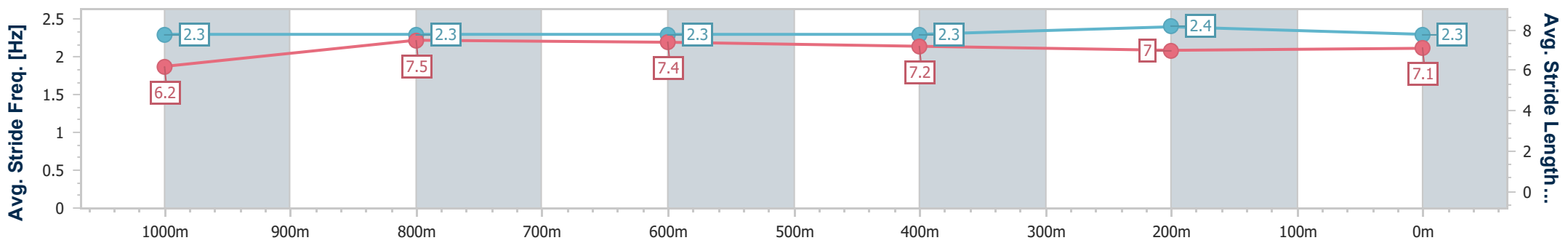
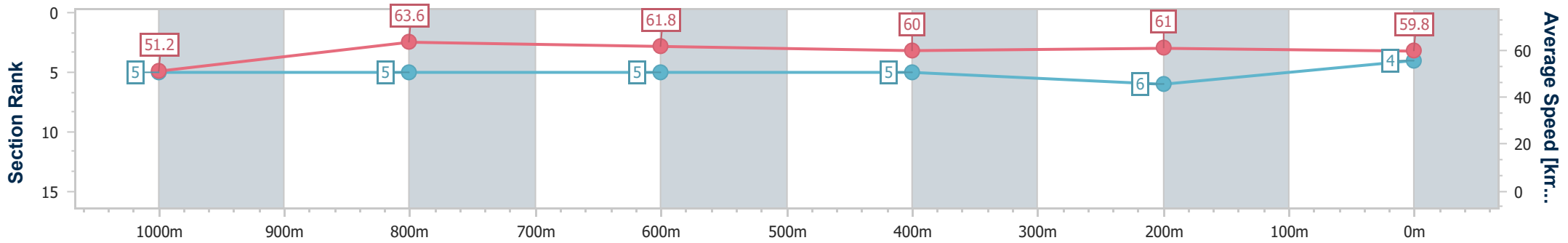
Race 4: CHERY IPSWICH Maiden Handicap - 1200m

18 August 2023 - 13:59



Track Rating: Soft 5, Weather: Overcast, Rail Position: +10m Entire

Section	Overall	1000m	800m	600m	400m	200m
Section Times	1:12.98 [4] (0:14.07)	0:58.91 [5] (0:11.33)	0:47.58 [5] (0:11.63)	0:35.95 [5] (0:12.05)	0:23.90 [5] (0:11.85)	0:12.05 [6] (0:12.05)
Average Speed [km/h]	51.2	63.6	61.8	60.0	61.0	59.8
Top Speed [km/h]	63.7	64.2	63.4	61.7	61.8	61.7
Avg. Dist. to Rail [m]	2.5	0.5	0.2	0.5	1.7	2.2
Avg. Stride Freq. [Hz]	2.3	2.3	2.3	2.3	2.4	2.3
Avg. Stride Length [m]	6.2	7.5	7.4	7.2	7.0	7.1



- [] Ranking at each section and finish
- .-.- No data available at this section
- NA No data available



Horse/Jockey Name	Rum Revolution
Final Rank	5
Fastest Section Time (Section)	0:11.32 (1000m)
Top Speed [km/h] (Section)	65.2 (Overall)
Race State	Finished



Ipswich QLD Professional

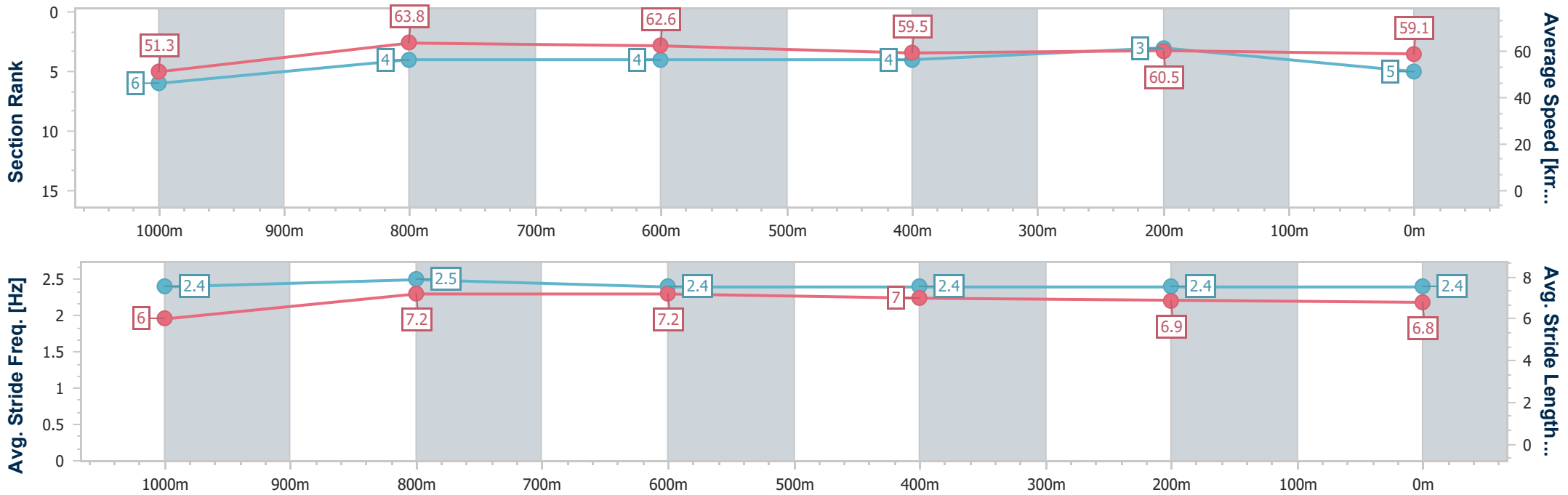
Race 4: CHERY IPSWICH Maiden Handicap - 1200m

18 August 2023 - 13:59



Track Rating: Soft 5, Weather: Overcast, Rail Position: +10m Entire

Section	Overall	1000m	800m	600m	400m	200m
Section Times	1:13.02 [5] (0:14.07)	0:58.95 [6] (0:11.32)	0:47.63 [4] (0:11.49)	0:36.14 [4] (0:12.07)	0:24.07 [4] (0:11.89)	0:12.18 [3] (0:12.18)
Average Speed [km/h]	51.3	63.8	62.6	59.5	60.5	59.1
Top Speed [km/h]	65.2	65.0	64.9	60.7	61.8	61.6
Avg. Dist. to Rail [m]	4.1	1.6	0.3	0.6	0.9	0.8
Avg. Stride Freq. [Hz]	2.4	2.5	2.4	2.4	2.4	2.4
Avg. Stride Length [m]	6.0	7.2	7.2	7.0	6.9	6.8



- [] Ranking at each section and finish
- .-.- No data available at this section
- NA No data available



Horse/Jockey Name	Moszur
Final Rank	6
Fastest Section Time (Section)	0:11.51 (1000m)
Top Speed [km/h] (Section)	63.9 (1000m)
Race State	Finished



Ipswich QLD Professional

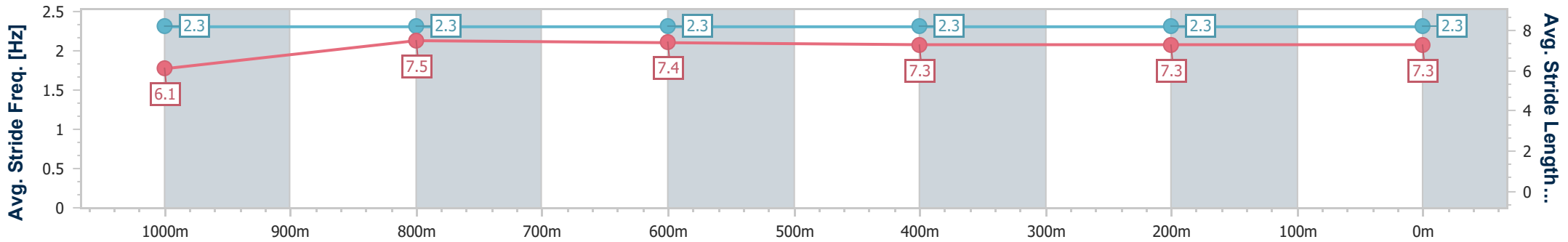
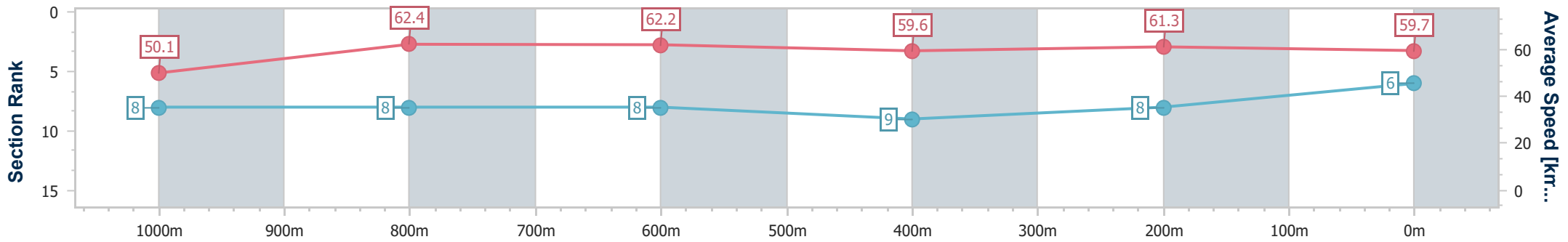
Race 4: CHERY IPSWICH Maiden Handicap - 1200m

18 August 2023 - 13:59



Track Rating: Soft 5, Weather: Overcast, Rail Position: +10m Entire

Section	Overall	1000m	800m	600m	400m	200m
Section Times	1:13.20 [6] (0:14.38)	0:58.82 [8] (0:11.51)	0:47.31 [8] (0:11.52)	0:35.79 [8] (0:12.04)	0:23.75 [9] (0:11.67)	0:12.08 [8] (0:12.08)
Average Speed [km/h]	50.1	62.4	62.2	59.6	61.3	59.7
Top Speed [km/h]	63.7	63.9	62.6	61.4	62.4	62.1
Avg. Dist. to Rail [m]	4.3	0.5	1.2	0.7	0.9	0.4
Avg. Stride Freq. [Hz]	2.3	2.3	2.3	2.3	2.3	2.3
Avg. Stride Length [m]	6.1	7.5	7.4	7.3	7.3	7.3



- [] Ranking at each section and finish
- .-.- No data available at this section
- NA No data available



Horse/Jockey Name	Seiryu
Final Rank	7
Fastest Section Time (Section)	0:11.30 (1000m)
Top Speed [km/h] (Section)	65.5 (Overall)
Race State	Finished



Ipswich QLD Professional

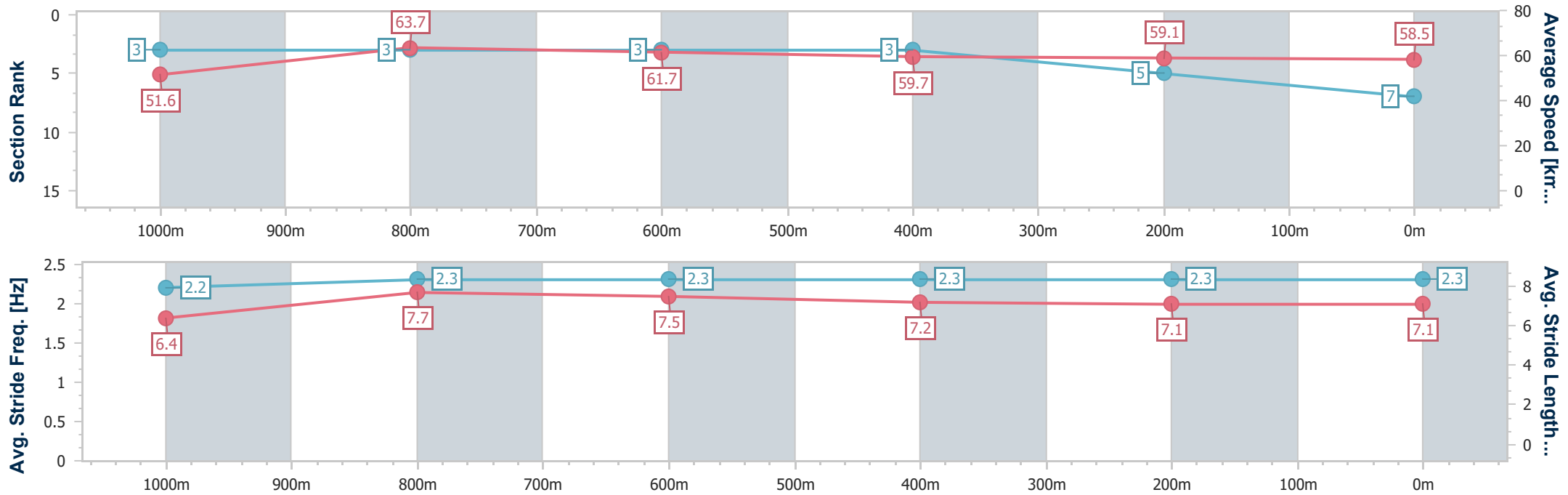
Race 4: CHERY IPSWICH Maiden Handicap - 1200m

18 August 2023 - 13:59



Track Rating: Soft 5, Weather: Overcast, Rail Position: +10m Entire

Section	Overall	1000m	800m	600m	400m	200m
Section Times	1:13.23 [7] (0:13.98)	0:59.25 [3] (0:11.30)	0:47.95 [3] (0:11.58)	0:36.37 [3] (0:11.96)	0:24.41 [3] (0:12.09)	0:12.32 [5] (0:12.32)
Average Speed [km/h]	51.6	63.7	61.7	59.7	59.1	58.5
Top Speed [km/h]	65.5	65.4	63.8	60.4	60.3	59.9
Avg. Dist. to Rail [m]	4.5	1.1	1.6	2.1	1.7	0.9
Avg. Stride Freq. [Hz]	2.2	2.3	2.3	2.3	2.3	2.3
Avg. Stride Length [m]	6.4	7.7	7.5	7.2	7.1	7.1



- [] Ranking at each section and finish
- .-.- No data available at this section
- NA No data available



Horse/Jockey Name	Capital Eyes
Final Rank	8
Fastest Section Time (Section)	0:10.96 (1000m)
Top Speed [km/h] (Section)	67.5 (Overall)
Race State	Finished



Ipswich QLD Professional

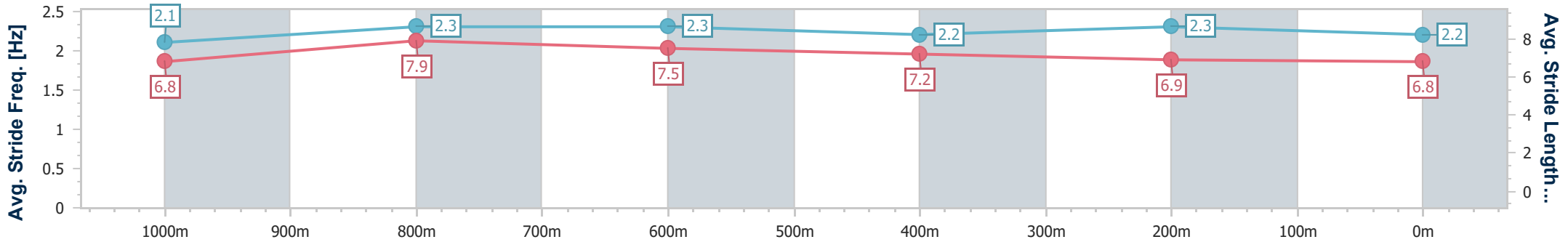
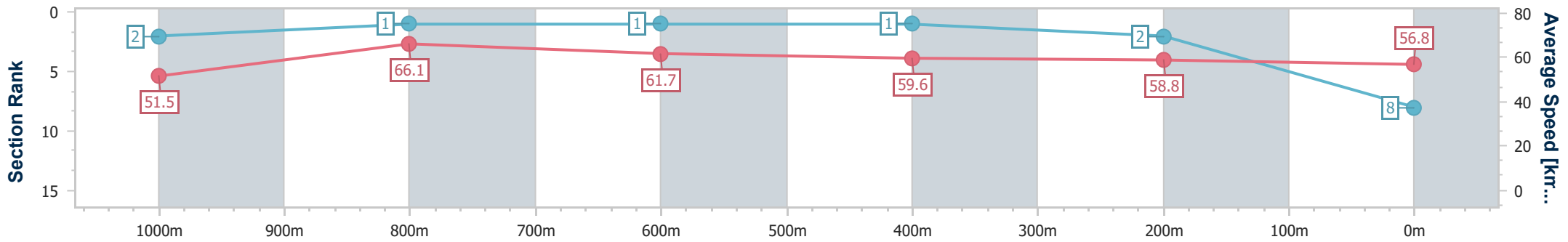
Race 4: CHERY IPSWICH Maiden Handicap - 1200m

18 August 2023 - 13:59



Track Rating: Soft 5, Weather: Overcast, Rail Position: +10m Entire

Section	Overall	1000m	800m	600m	400m	200m
Section Times	1:13.40 [8] (0:13.96)	0:59.44 [2] (0:10.96)	0:48.48 [1] (0:11.61)	0:36.87 [1] (0:12.01)	0:24.86 [1] (0:12.21)	0:12.65 [2] (0:12.65)
Average Speed [km/h]	51.5	66.1	61.7	59.6	58.8	56.8
Top Speed [km/h]	67.5	67.1	64.5	60.5	59.2	59.1
Avg. Dist. to Rail [m]	6.4	2.6	1.3	1.1	1.5	1.7
Avg. Stride Freq. [Hz]	2.1	2.3	2.3	2.2	2.3	2.2
Avg. Stride Length [m]	6.8	7.9	7.5	7.2	6.9	6.8



- [] Ranking at each section and finish
- .-.- No data available at this section
- NA No data available



Horse/Jockey Name	Slava Iola Myiolio
Final Rank	9
Fastest Section Time (Section)	0:11.41 (1000m)
Top Speed [km/h] (Section)	64.5 (1000m)
Race State	Finished



Ipswich QLD Professional

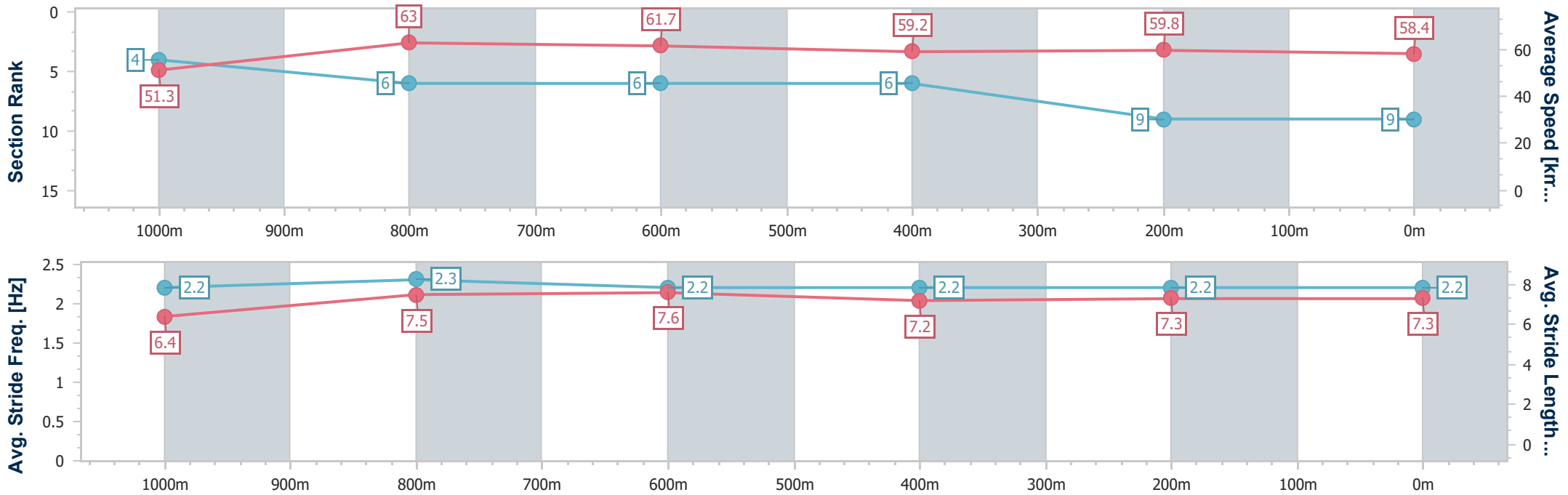
Race 4: CHERY IPSWICH Maiden Handicap - 1200m

18 August 2023 - 13:59



Track Rating: Soft 5, Weather: Overcast, Rail Position: +10m Entire

Section	Overall	1000m	800m	600m	400m	200m
Section Times	1:13.43 [9] (0:14.03)	0:59.40 [4] (0:11.41)	0:47.99 [6] (0:11.62)	0:36.37 [6] (0:12.08)	0:24.29 [6] (0:11.99)	0:12.30 [9] (0:12.30)
Average Speed [km/h]	51.3	63.0	61.7	59.2	59.8	58.4
Top Speed [km/h]	64.5	64.5	62.9	60.2	61.0	61.1
Avg. Dist. to Rail [m]	1.5	0.5	1.3	1.2	0.9	0.9
Avg. Stride Freq. [Hz]	2.2	2.3	2.2	2.2	2.2	2.2
Avg. Stride Length [m]	6.4	7.5	7.6	7.2	7.3	7.3



- [] Ranking at each section and finish
- .-.- No data available at this section
- NA No data available



Horse/Jockey Name	lknowicanfly
Final Rank	10
Fastest Section Time (Section)	0:11.58 (1000m)
Top Speed [km/h] (Section)	64.2 (Overall)
Race State	Finished



Ipswich QLD Professional

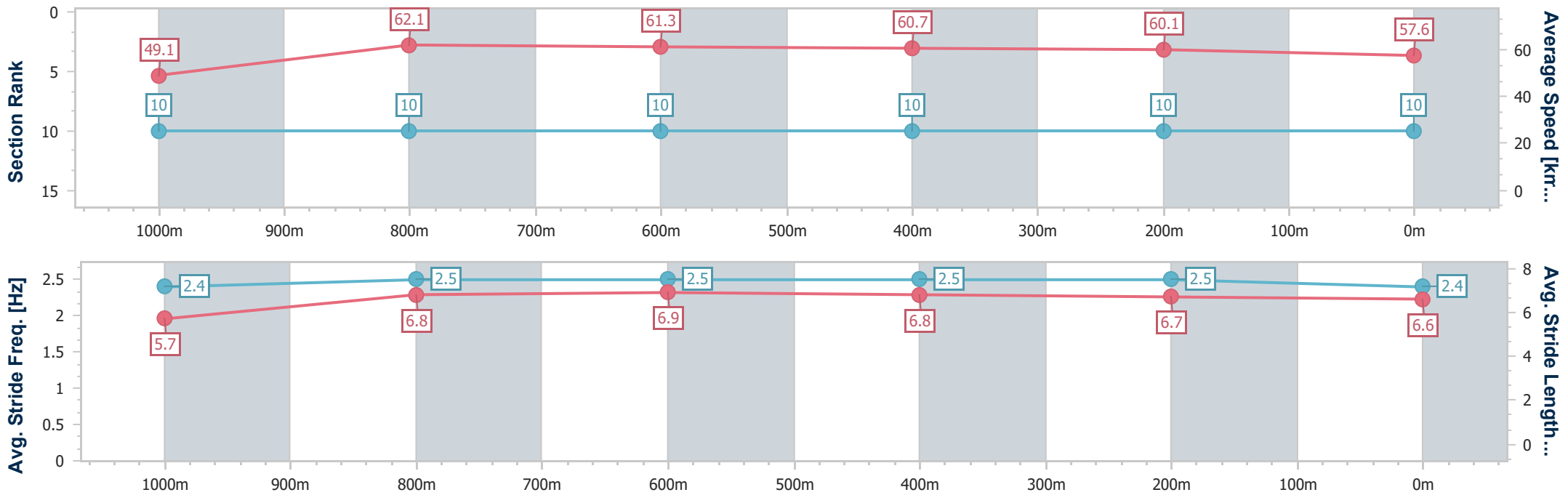
Race 4: CHERY IPSWICH Maiden Handicap - 1200m

18 August 2023 - 13:59



Track Rating: Soft 5, Weather: Overcast, Rail Position: +10m Entire

Section	Overall	1000m	800m	600m	400m	200m
Section Times	1:14.14 [10] (0:14.68)	0:59.46 [10] (0:11.58)	0:47.88 [10] (0:11.68)	0:36.20 [10] (0:11.79)	0:24.41 [10] (0:11.90)	0:12.51 [10] (0:12.51)
Average Speed [km/h]	49.1	62.1	61.3	60.7	60.1	57.6
Top Speed [km/h]	64.2	64.0	62.4	61.5	61.1	59.4
Avg. Dist. to Rail [m]	5.5	0.5	1.2	1.7	1.4	1.4
Avg. Stride Freq. [Hz]	2.4	2.5	2.5	2.5	2.5	2.4
Avg. Stride Length [m]	5.7	6.8	6.9	6.8	6.7	6.6



- [] Ranking at each section and finish
- .-.- No data available at this section
- NA No data available