



# Aquis Park Gold Coast Poly QLD Professional

## Race 1: GC Industry Awards Aug 31st Maiden Plate - 1900m

19 August 2023 - 12:36



Track Rating: Synthetic, Weather: Fine, Rail Position: True

Section		Overall	1800m	1600m	1400m	1200m	1000m	800m	Last 600m				
Field Times		1:59.61 (0:07.87)	1:51.74 (0:11.40)	1:40.34 (0:11.76)	1:28.58 (0:12.91)	1:15.67 (0:13.64)	1:02.03 (0:13.23)	0:48.80 (0:12.52)	0:36.28				
Rank	TAB Horse/Jockey	Barrier	Top Speed [km/h]	Fastest Section									Distance Travelled [m]
1	6 THE WELLIAN Micheal Hellyer	2	64.4 1800m	0:08.42 Overall	1:59.61 [1] (0:08.42)	1:51.19 [6] (0:11.43)	1:39.76 [6] (0:11.76)	1:28.00 [6] (0:13.06)	1:14.94 [6] (0:13.49)	1:01.45 [6] (0:13.10)	0:48.35 [6] (0:12.16)	0:36.19	
2	7 SISTINE CHAPEL Emily Lang	8	66.0 1800m	0:08.04 Overall	1:59.63 [2] (0:08.04)	1:51.59 [3] (0:11.26)	1:40.33 [2] (0:11.77)	1:28.56 [3] (0:12.91)	1:15.65 [2] (0:13.60)	1:02.05 [1] (0:13.23)	0:48.82 [1] (0:12.53)	0:36.29	-3
3	2 I'M A RULER Jai Williams	4	65.2 1800m	0:07.93 Overall	1:59.82 [3] (0:07.93)	1:51.89 [2] (0:11.37)	1:40.52 [3] (0:11.75)	1:28.77 [2] (0:13.13)	1:15.64 [3] (0:13.64)	1:02.00 [3] (0:13.26)	0:48.74 [3] (0:12.45)	0:36.29	-4
4	3 IN CLOSE REACH Casey Waddell	6	64.9 1800m	0:07.87 Overall	1:59.97 [4] (0:07.87)	1:52.10 [1] (0:11.40)	1:40.70 [1] (0:11.76)	1:28.94 [1] (0:12.91)	1:16.03 [1] (0:13.68)	1:02.35 [2] (0:13.20)	0:49.15 [2] (0:12.51)	0:36.64	-7
5	5 REVE AMERICAIN Anthony Allen	1	65.0 1800m	0:08.16 Overall	2:00.51 [5] (0:08.16)	1:52.35 [4] (0:11.46)	1:40.89 [4] (0:11.84)	1:29.05 [5] (0:12.93)	1:16.12 [5] (0:13.71)	1:02.41 [5] (0:13.15)	0:49.26 [5] (0:12.42)	0:36.84	-11
6	1 BOURNE Danny Peisley	3	64.5 1800m	0:08.37 Overall	2:00.64 [6] (0:08.37)	1:52.27 [5] (0:11.41)	1:40.86 [5] (0:11.62)	1:29.24 [4] (0:12.93)	1:16.31 [4] (0:13.57)	1:02.74 [4] (0:13.20)	0:49.54 [4] (0:12.50)	0:37.04	-2

Scratched: Licence To Thrill (#4), Super Sweet (#8)

[ ] Ranking at each section and finish  
 -:-:- No data available at this section  
 NA No data available

SCN Saddle cloth number  
 DNF Did not finish  
 DNT Did not track

Track Rating: Synthetic, Weather: Fine, Rail Position: True

Section					600m	400m	200m				Last 600m
Field Times					0:36.28 (0:11.64)	0:24.64 (0:12.06)	0:12.58 (0:12.58)				0:36.28
Rank	TAB	Horse/Jockey	Barrier	Top Speed [km/h]	Fastest Section	Margin			Distance Travelled [m]		
1	6	<b>THE WELLIAN</b> Micheal Hellyer	2	64.4 1800m	0:08.42 Overall	0:36.19 [3] (0:11.70)	0:24.49 [3] (0:12.10)	0:12.39 [3] (0:12.39)	1:59.61		0:36.19
2	7	<b>SISTINE CHAPEL</b> Emily Lang	8	66.0 1800m	0:08.04 Overall	0:36.29 [2] (0:11.67)	0:24.62 [2] (0:12.02)	0:12.60 [1] (0:12.60)	0.1L		0:36.29 -3
3	2	<b>I'M A RULER</b> Jai Williams	4	65.2 1800m	0:07.93 Overall	0:36.29 [4] (0:11.74)	0:24.55 [4] (0:11.97)	0:12.58 [4] (0:12.58)	1.1L		0:36.29 -4
4	3	<b>IN CLOSE REACH</b> Casey Waddell	6	64.9 1800m	0:07.87 Overall	0:36.64 [1] (0:11.64)	0:25.00 [1] (0:12.12)	0:12.88 [2] (0:12.88)	1.9L		0:36.64 -7
5	5	<b>REVE AMERICAIN</b> Anthony Allen	1	65.0 1800m	0:08.16 Overall	0:36.84 [6] (0:12.04)	0:24.80 [6] (0:12.30)	0:12.50 [6] (0:12.50)	4.9L		0:36.84 -11
6	1	<b>BOURNE</b> Danny Peisley	3	64.5 1800m	0:08.37 Overall	0:37.04 [5] (0:12.06)	0:24.98 [5] (0:12.20)	0:12.78 [5] (0:12.78)	5.7L		0:37.04 -2

Scratched: Licence To Thrill (#4), Super Sweet (#8)



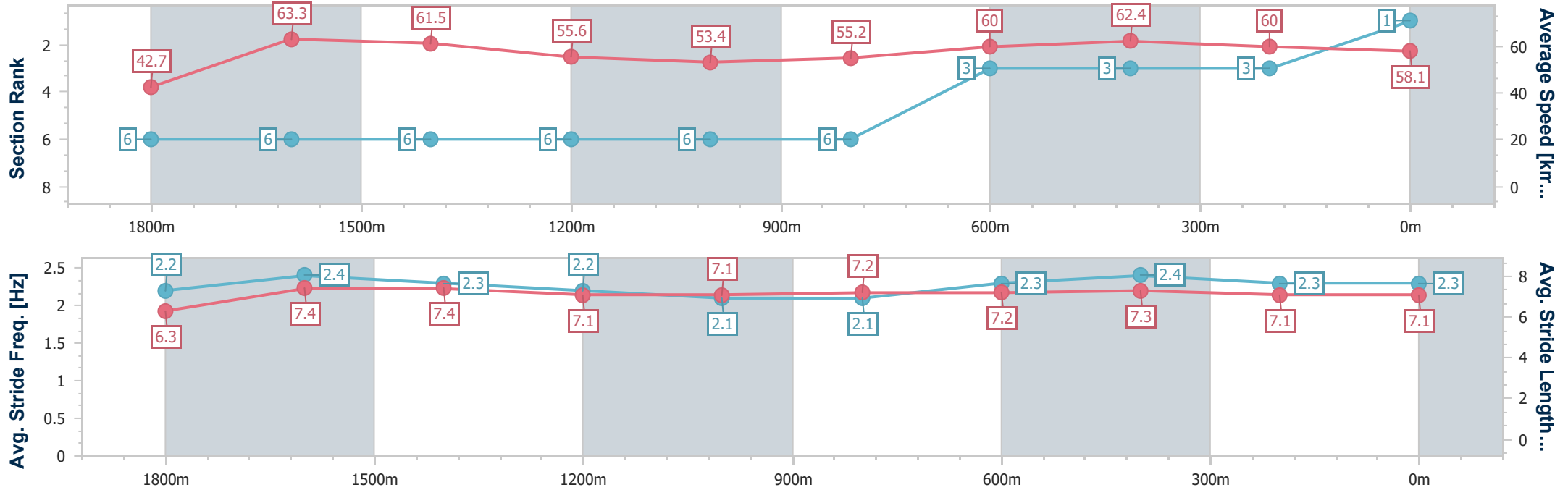
Horse/Jockey Name	The Wellian
Final Rank	1
Fastest Section Time (Section)	0:08.42 (Overall)
Top Speed [km/h] (Section)	64.4 (1800m)
Race State	Finished



Aquis Park Gold Coast Poly QLD Professional  
 Race 1: GC Industry Awards Aug 31st Maiden Plate - 1900m  
 19 August 2023 - 12:36  
 Track Rating: Synthetic, Weather: Fine, Rail Position: True



Section	Overall	1800m	1600m	1400m	1200m	1000m	800m	600m	400m	200m
Section Times	1:59.61 [1] (0:08.42)	1:51.19 [6] (0:11.43)	1:39.76 [6] (0:11.76)	1:28.00 [6] (0:13.06)	1:14.94 [6] (0:13.49)	1:01.45 [6] (0:13.10)	0:48.35 [6] (0:12.16)	0:36.19 [3] (0:11.70)	0:24.49 [3] (0:12.10)	0:12.39 [3] (0:12.39)
Average Speed [km/h]	42.7	63.3	61.5	55.6	53.4	55.2	60.0	62.4	60.0	58.1
Top Speed [km/h]	60.9	64.4	62.6	59.4	54.4	56.2	62.4	64.0	61.7	60.0
Avg. Dist. to Rail [m]	1.7	1.1	1.6	1.1	1.7	1.7	2.1	2.9	3.3	3.7
Avg. Stride Freq. [Hz]	2.2	2.4	2.3	2.2	2.1	2.1	2.3	2.4	2.3	2.3
Avg. Stride Length [m]	6.3	7.4	7.4	7.1	7.1	7.2	7.2	7.3	7.1	7.1



- [ ] Ranking at each section and finish
- .-.- No data available at this section
- NA No data available



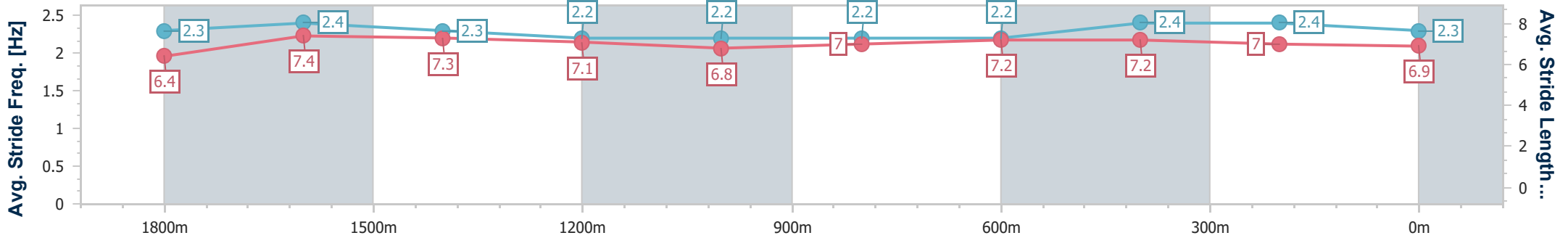
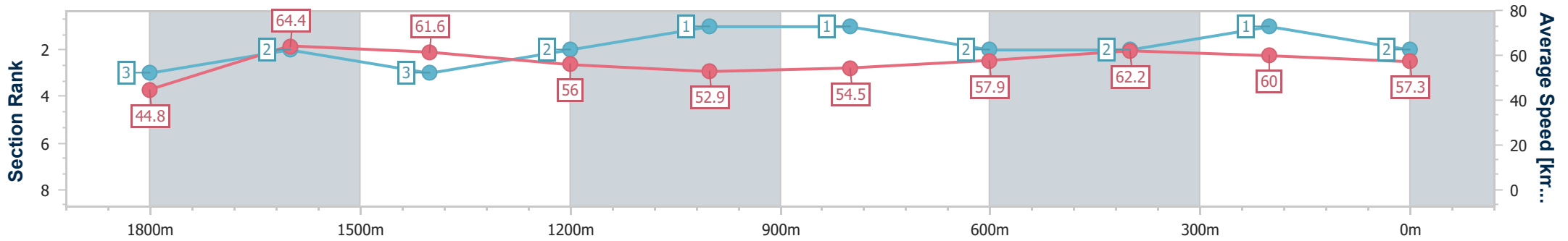
Horse/Jockey Name	Sistine Chapel
Final Rank	2
Fastest Section Time (Section)	0:08.04 (Overall)
Top Speed [km/h] (Section)	66.0 (1800m)
Race State	Finished



**Aquis Park Gold Coast Poly QLD Professional**  
**Race 1: GC Industry Awards Aug 31st Maiden Plate - 1900m**  
 19 August 2023 - 12:36  
 Track Rating: Synthetic, Weather: Fine, Rail Position: True



Section	Overall	1800m	1600m	1400m	1200m	1000m	800m	600m	400m	200m
Section Times	1:59.63 [2] (0:08.04)	1:51.59 [3] (0:11.26)	1:40.33 [2] (0:11.77)	1:28.56 [3] (0:12.91)	1:15.65 [2] (0:13.60)	1:02.05 [1] (0:13.23)	0:48.82 [1] (0:12.53)	0:36.29 [2] (0:11.67)	0:24.62 [2] (0:12.02)	0:12.60 [1] (0:12.60)
Average Speed [km/h]	44.8	64.4	61.6	56.0	52.9	54.5	57.9	62.2	60.0	57.3
Top Speed [km/h]	61.3	66.0	63.7	59.5	53.6	56.1	61.4	63.4	61.7	58.9
Avg. Dist. to Rail [m]	5.5	2.7	1.6	0.5	0.8	0.7	1.5	1.7	0.7	0.3
Avg. Stride Freq. [Hz]	2.3	2.4	2.3	2.2	2.2	2.2	2.2	2.4	2.4	2.3
Avg. Stride Length [m]	6.4	7.4	7.3	7.1	6.8	7.0	7.2	7.2	7.0	6.9



- [ ] Ranking at each section and finish
- .-.- No data available at this section
- NA No data available



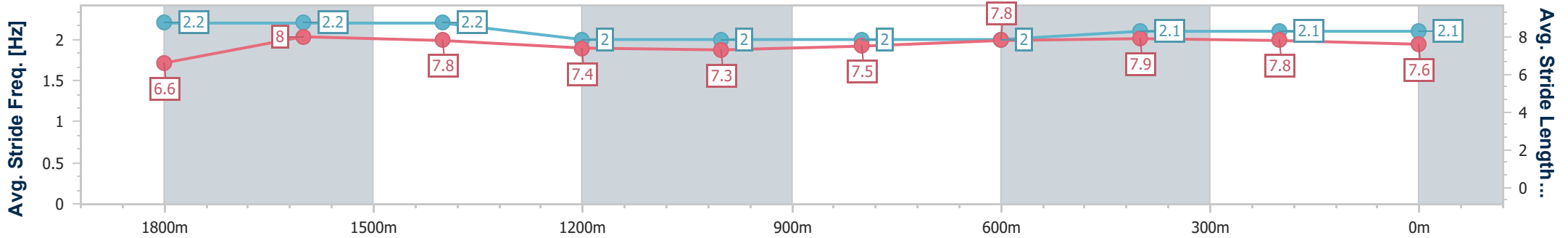
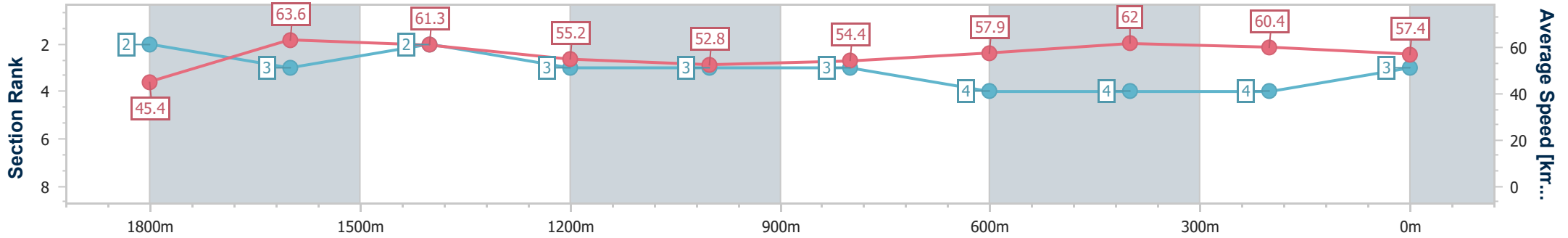
Horse/Jockey Name	I'm A Ruler
Final Rank	3
Fastest Section Time (Section)	0:07.93 (Overall)
Top Speed [km/h] (Section)	65.2 (1800m)
Race State	Finished



**Aquis Park Gold Coast Poly QLD Professional**  
**Race 1: GC Industry Awards Aug 31st Maiden Plate - 1900m**  
 19 August 2023 - 12:36  
 Track Rating: Synthetic, Weather: Fine, Rail Position: True



Section	Overall	1800m	1600m	1400m	1200m	1000m	800m	600m	400m	200m
Section Times	1:59.82 [3] (0:07.93)	1:51.89 [2] (0:11.37)	1:40.52 [3] (0:11.75)	1:28.77 [2] (0:13.13)	1:15.64 [3] (0:13.64)	1:02.00 [3] (0:13.26)	0:48.74 [3] (0:12.45)	0:36.29 [4] (0:11.74)	0:24.55 [4] (0:11.97)	0:12.58 [4] (0:12.58)
Average Speed [km/h]	45.4	63.6	61.3	55.2	52.8	54.4	57.9	62.0	60.4	57.4
Top Speed [km/h]	63.9	65.2	63.3	59.2	54.0	55.3	62.6	62.9	61.7	59.3
Avg. Dist. to Rail [m]	3.8	1.5	0.6	0.9	1.3	0.9	0.7	1.8	2.7	2.7
Avg. Stride Freq. [Hz]	2.2	2.2	2.2	2.0	2.0	2.0	2.0	2.1	2.1	2.1
Avg. Stride Length [m]	6.6	8.0	7.8	7.4	7.3	7.5	7.8	7.9	7.8	7.6



- [ ] Ranking at each section and finish
- .-.- No data available at this section
- NA No data available



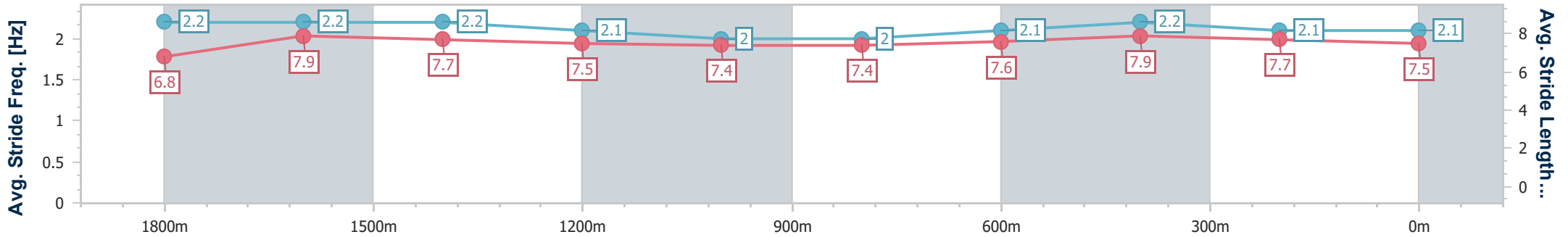
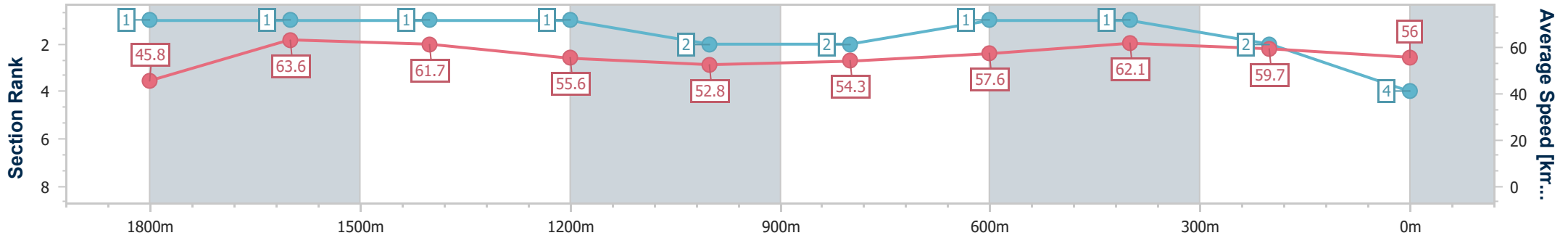
Horse/Jockey Name	In Close Reach
Final Rank	4
Fastest Section Time (Section)	0:07.87 (Overall)
Top Speed [km/h] (Section)	64.9 (1800m)
Race State	Finished



**Aquis Park Gold Coast Poly QLD Professional**  
**Race 1: GC Industry Awards Aug 31st Maiden Plate - 1900m**  
 19 August 2023 - 12:36  
 Track Rating: Synthetic, Weather: Fine, Rail Position: True



Section	Overall	1800m	1600m	1400m	1200m	1000m	800m	600m	400m	200m
Section Times	1:59.97 [4] (0:07.87)	1:52.10 [1] (0:11.40)	1:40.70 [1] (0:11.76)	1:28.94 [1] (0:12.91)	1:16.03 [1] (0:13.68)	1:02.35 [2] (0:13.20)	0:49.15 [2] (0:12.51)	0:36.64 [1] (0:11.64)	0:25.00 [1] (0:12.12)	0:12.88 [2] (0:12.88)
Average Speed [km/h]	45.8	63.6	61.7	55.6	52.8	54.3	57.6	62.1	59.7	56.0
Top Speed [km/h]	62.1	64.9	63.8	59.6	54.0	55.2	61.6	62.9	60.9	58.0
Avg. Dist. to Rail [m]	4.8	2.4	1.9	0.8	0.7	0.9	0.5	1.2	1.5	1.4
Avg. Stride Freq. [Hz]	2.2	2.2	2.2	2.1	2.0	2.0	2.1	2.2	2.1	2.1
Avg. Stride Length [m]	6.8	7.9	7.7	7.5	7.4	7.4	7.6	7.9	7.7	7.5



- [ ] Ranking at each section and finish
- .-.- No data available at this section
- NA No data available



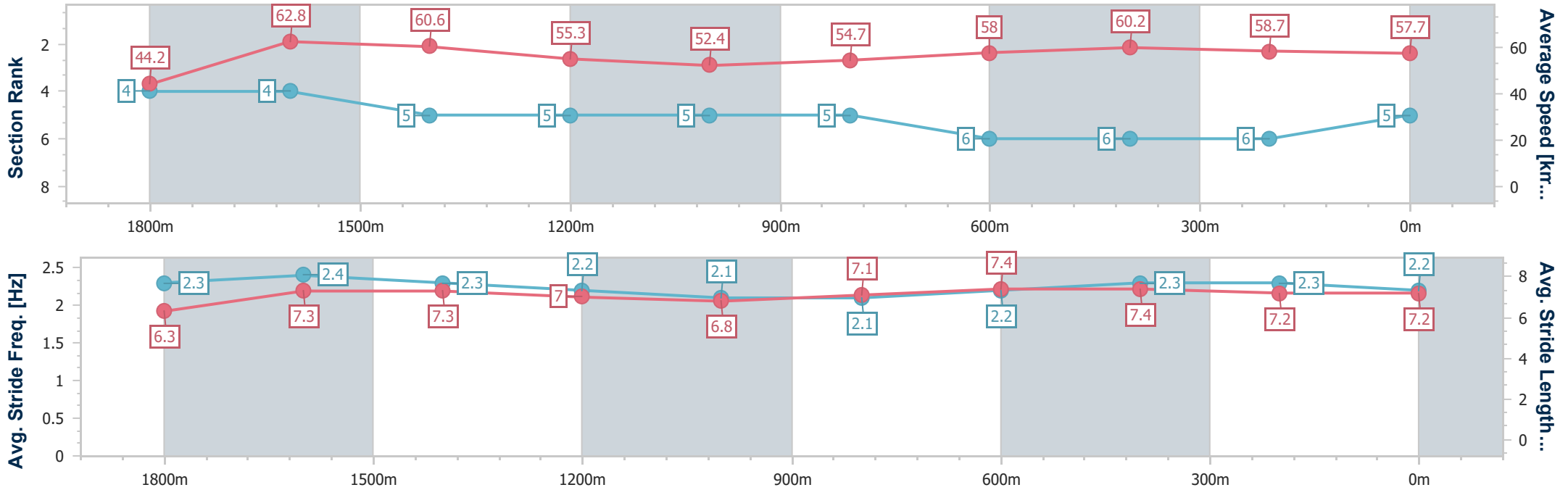
Horse/Jockey Name	Reve Americain
Final Rank	5
Fastest Section Time (Section)	0:08.16 (Overall)
Top Speed [km/h] (Section)	65.0 (1800m)
Race State	Finished



**Aquis Park Gold Coast Poly QLD Professional**  
**Race 1: GC Industry Awards Aug 31st Maiden Plate - 1900m**  
 19 August 2023 - 12:36  
 Track Rating: Synthetic, Weather: Fine, Rail Position: True



Section	Overall	1800m	1600m	1400m	1200m	1000m	800m	600m	400m	200m
Section Times	2:00.51 [5] (0:08.16)	1:52.35 [4] (0:11.46)	1:40.89 [4] (0:11.84)	1:29.05 [5] (0:12.93)	1:16.12 [5] (0:13.71)	1:02.41 [5] (0:13.15)	0:49.26 [5] (0:12.42)	0:36.84 [6] (0:12.04)	0:24.80 [6] (0:12.30)	0:12.50 [6] (0:12.50)
Average Speed [km/h]	44.2	62.8	60.6	55.3	52.4	54.7	58.0	60.2	58.7	57.7
Top Speed [km/h]	61.7	65.0	61.5	59.7	54.2	55.7	61.1	61.3	59.5	58.4
Avg. Dist. to Rail [m]	0.3	0.3	0.4	1.0	0.6	0.3	0.9	1.1	2.4	3.3
Avg. Stride Freq. [Hz]	2.3	2.4	2.3	2.2	2.1	2.1	2.2	2.3	2.3	2.2
Avg. Stride Length [m]	6.3	7.3	7.3	7.0	6.8	7.1	7.4	7.4	7.2	7.2



- [ ] Ranking at each section and finish
- .-.- No data available at this section
- NA No data available



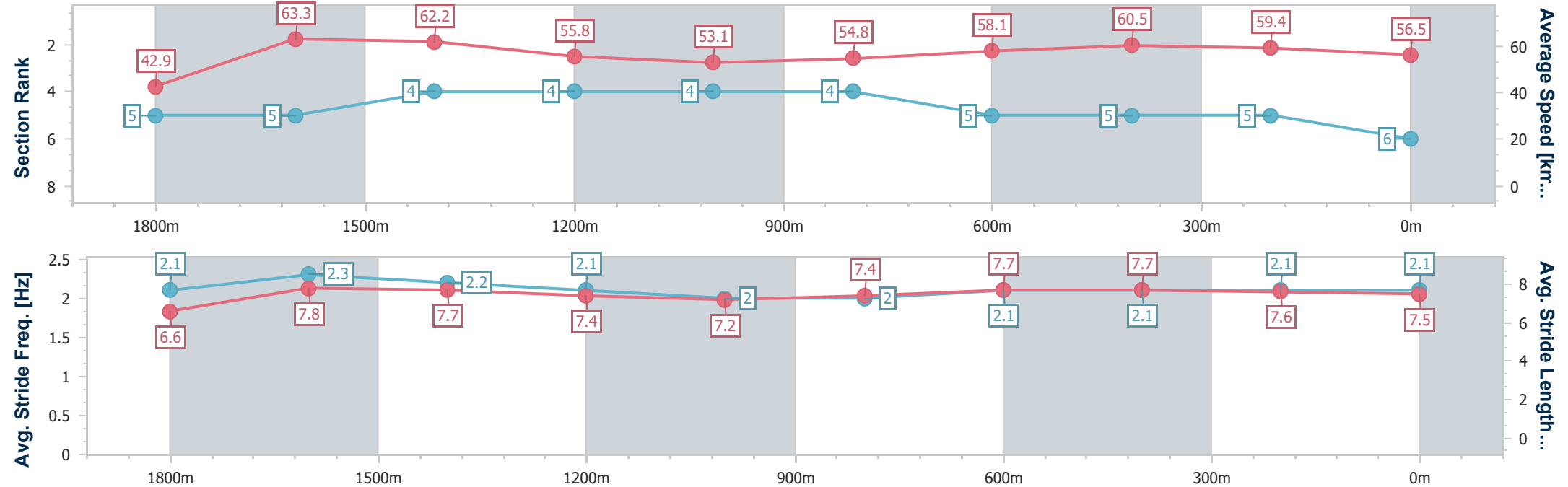
Horse/Jockey Name	Bourne
Final Rank	6
Fastest Section Time (Section)	0:08.37 (Overall)
Top Speed [km/h] (Section)	64.5 (1800m)
Race State	Finished



**Aquis Park Gold Coast Poly QLD Professional**  
**Race 1: GC Industry Awards Aug 31st Maiden Plate - 1900m**  
 19 August 2023 - 12:36  
 Track Rating: Synthetic, Weather: Fine, Rail Position: True



Section	Overall	1800m	1600m	1400m	1200m	1000m	800m	600m	400m	200m
Section Times	2:00.64 [6] (0:08.37)	1:52.27 [5] (0:11.41)	1:40.86 [5] (0:11.62)	1:29.24 [4] (0:12.93)	1:16.31 [4] (0:13.57)	1:02.74 [4] (0:13.20)	0:49.54 [4] (0:12.50)	0:37.04 [5] (0:12.06)	0:24.98 [5] (0:12.20)	0:12.78 [5] (0:12.78)
Average Speed [km/h]	42.9	63.3	62.2	55.8	53.1	54.8	58.1	60.5	59.4	56.5
Top Speed [km/h]	61.3	64.5	63.0	60.5	54.2	56.1	60.9	61.7	59.9	58.2
Avg. Dist. to Rail [m]	2.8	1.8	1.0	0.5	1.9	1.5	2.0	2.6	3.7	4.7
Avg. Stride Freq. [Hz]	2.1	2.3	2.2	2.1	2.0	2.0	2.1	2.1	2.1	2.1
Avg. Stride Length [m]	6.6	7.8	7.7	7.4	7.2	7.4	7.7	7.7	7.6	7.5



- [ ] Ranking at each section and finish
- .-.- No data available at this section
- NA No data available