



Doomben QLD Professional

Race 2: MOUNT FRANKLIN Fillies and Mares BENCHMARK 75 Handicap - 1350m

19 August 2023 - 12:18



BRISBANE
RACING CLUB

Track Rating: Good 4, Weather: Fine, Rail Position: +0.5m Entire

Section		Overall	1200m	1000m	800m	600m	400m	Last 600m				
Field Times		1:19.99 (0:11.11)	1:08.88 (0:11.31)	0:57.57 (0:11.29)	0:46.28 (0:11.73)	0:34.55 (0:11.66)	0:22.89 (0:11.08)	0:34.55				
Rank	TAB Horse/Jockey	Barrier	Top Speed [km/h]	Fastest Section	Distance Travelled [m]							
1	6 STAR OF CHAOS James Orman	5	66.8 400m	0:11.08 400m	1:19.99 [1] (0:11.11)	1:08.88 [1] (0:11.31)	0:57.57 [1] (0:11.29)	0:46.28 [1] (0:11.91)	0:34.37 [3] (0:11.48)	0:22.89 [1] (0:11.08)	0:34.37	
2	9 SEBRING GIRL Taylor Marshall	6	65.8 400m	0:11.15 400m	1:20.16 [2] (0:11.21)	1:08.95 [2] (0:11.27)	0:57.68 [2] (0:11.36)	0:46.32 [2] (0:11.60)	0:34.72 [1] (0:11.67)	0:23.05 [2] (0:11.15)	0:34.72	+1
3	1 PRINCESS TENKO Bailey Wheeler	3	67.7 400m	0:10.93 400m	1:20.25 [3] (0:11.58)	1:08.67 [5] (0:11.43)	0:57.24 [6] (0:11.35)	0:45.89 [6] (0:11.66)	0:34.23 [6] (0:11.59)	0:22.64 [6] (0:10.93)	0:34.23	+3
4	5 DEEP ROUGE Damien Thornton	8	67.2 400m	0:10.95 400m	1:20.32 [4] (0:11.80)	1:08.52 [8] (0:11.47)	0:57.05 [9] (0:11.26)	0:45.79 [8] (0:11.66)	0:34.13 [8] (0:11.60)	0:22.53 [9] (0:10.95)	0:34.13	+3
5	7 DRAMMATICA Angela Jones	7	66.9 1200m	0:11.17 1200m	1:20.70 [5] (0:11.64)	1:09.06 [6] (0:11.17)	0:57.89 [4] (0:11.25)	0:46.64 [4] (0:11.53)	0:35.11 [2] (0:11.67)	0:23.44 [3] (0:11.32)	0:35.11	+4
6	4 COSMIC GOSSIP Andrew Mallyon	2	65.4 1000m	0:11.24 1000m	1:20.76 [6] (0:11.39)	1:09.37 [4] (0:11.43)	0:57.94 [5] (0:11.24)	0:46.70 [5] (0:11.60)	0:35.10 [4] (0:11.65)	0:23.45 [4] (0:11.37)	0:35.10	+0
7	2 EXPRESSO LOVE Cejay Graham	1	65.1 400m	0:11.30 Overall	1:20.79 [7] (0:11.30)	1:09.49 [3] (0:11.30)	0:58.19 [3] (0:11.39)	0:46.80 [3] (0:11.68)	0:35.12 [5] (0:11.69)	0:23.43 [5] (0:11.30)	0:35.12	+0
8	3 AYAHUASCA Ben Thompson	4	66.2 1000m	0:11.20 400m	1:20.84 [8] (0:11.66)	1:09.18 [7] (0:11.36)	0:57.82 [7] (0:11.39)	0:46.43 [7] (0:11.79)	0:34.64 [9] (0:11.43)	0:23.21 [7] (0:11.20)	0:34.64	+0
9	10 DARING BELLE Samantha Collett	10	65.9 400m	0:11.29 1000m	1:20.92 [9] (0:11.90)	1:09.02 [9] (0:11.35)	0:57.67 [8] (0:11.29)	0:46.38 [9] (0:11.57)	0:34.81 [7] (0:11.54)	0:23.27 [8] (0:11.29)	0:34.81	+1

Scratched: Chickerartie (#8)

[] Ranking at each section and finish
 -:-:- No data available at this section
 NA No data available

SCN Saddle cloth number
 DNF Did not finish
 DNT Did not track



Doomben QLD Professional
Race 2: MOUNT FRANKLIN Fillies and Mares BENCHMARK 75 Handicap
- 1350m
19 August 2023 - 12:18



Track Rating: Good 4, Weather: Fine, Rail Position: +0.5m Entire

Section				200m				Last 600m	
Field Times				0:11.81 (0:11.81)				0:34.55	
Rank	TAB	Horse/Jockey	Barrier	Top Speed [km/h]	Fastest Section	Margin			Distance Travelled [m]
1	6	STAR OF CHAOS James Orman	5	66.8 400m	0:11.08 400m	0:11.81 [1] (0:11.81)	1:19.99		0:34.37
2	9	SEBRING GIRL Taylor Marshall	6	65.8 400m	0:11.15 400m	0:11.90 [2] (0:11.90)	0.99L		0:34.72 +1
3	1	PRINCESS TENKO Bailey Wheeler	3	67.7 400m	0:10.93 400m	0:11.71 [3] (0:11.71)	1.55L		0:34.23 +3
4	5	DEEP ROUGE Damien Thornton	8	67.2 400m	0:10.95 400m	0:11.58 [7] (0:11.58)	1.93L		0:34.13 +3
5	7	DRAMMATICA Angela Jones	7	66.9 1200m	0:11.17 1200m	0:12.12 [4] (0:12.12)	4.19L		0:35.11 +4
6	4	COSMIC GOSSIP Andrew Mallyon	2	65.4 1000m	0:11.24 1000m	0:12.08 [6] (0:12.08)	4.54L		0:35.10 +0
7	2	EXPRESSO LOVE Cejay Graham	1	65.1 400m	0:11.30 Overall	0:12.13 [5] (0:12.13)	4.71L		0:35.12 +0
8	3	AYAHUASCA Ben Thompson	4	66.2 1000m	0:11.20 400m	0:12.01 [8] (0:12.01)	5.01L		0:34.64 +0
9	10	DARING BELLE Samantha Collett	10	65.9 400m	0:11.29 1000m	0:11.98 [9] (0:11.98)	5.47L		0:34.81 +1

Scratched: Chickerartie (#8)



Horse/Jockey Name	Star Of Chaos
Final Rank	1
Fastest Section Time (Section)	0:11.08 (400m)
Top Speed [km/h] (Section)	66.8 (400m)
Race State	Finished

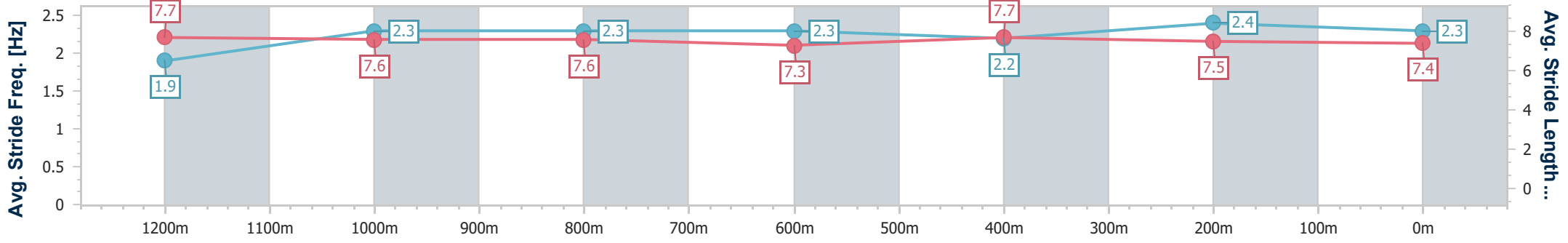
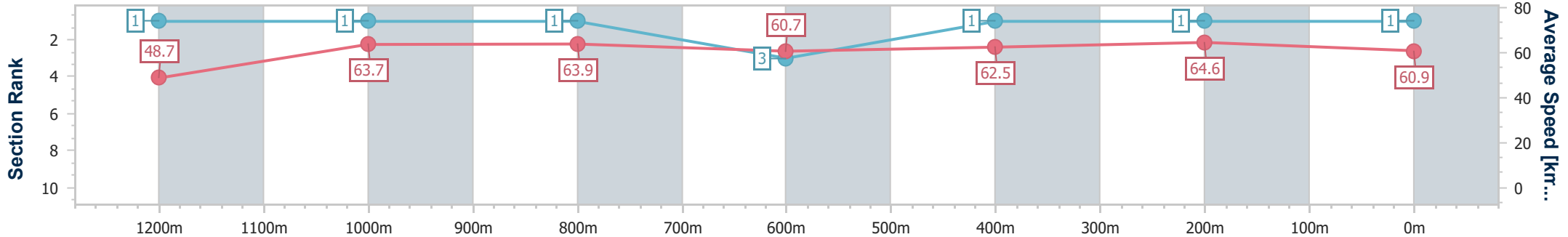


Doomben QLD Professional
Race 2: MOUNT FRANKLIN Fillies and Mares BENCHMARK 75
Handicap - 1350m
19 August 2023 - 12:18
Track Rating: Good 4, Weather: Fine, Rail Position: +0.5m Entire



BRISBANE
RACING CLUB

Section	Overall	1200m	1000m	800m	600m	400m	200m
Section Times	1:19.99 [1] (0:11.11)	1:08.88 [1] (0:11.31)	0:57.57 [1] (0:11.29)	0:46.28 [1] (0:11.91)	0:34.37 [3] (0:11.48)	0:22.89 [1] (0:11.08)	0:11.81 [1] (0:11.81)
Average Speed [km/h]	48.7	63.7	63.9	60.7	62.5	64.6	60.9
Top Speed [km/h]	64.0	65.2	65.4	62.2	63.9	66.8	64.0
Avg. Dist. to Rail [m]	4.4	0.9	1.0	0.7	1.1	1.5	0.4
Avg. Stride Freq. [Hz]	1.9	2.3	2.3	2.3	2.2	2.4	2.3
Avg. Stride Length [m]	7.7	7.6	7.6	7.3	7.7	7.5	7.4



- [] Ranking at each section and finish
- .-.- No data available at this section
- NA No data available



Horse/Jockey Name	Sebring Girl
Final Rank	2
Fastest Section Time (Section)	0:11.15 (400m)
Top Speed [km/h] (Section)	65.8 (400m)
Race State	Finished

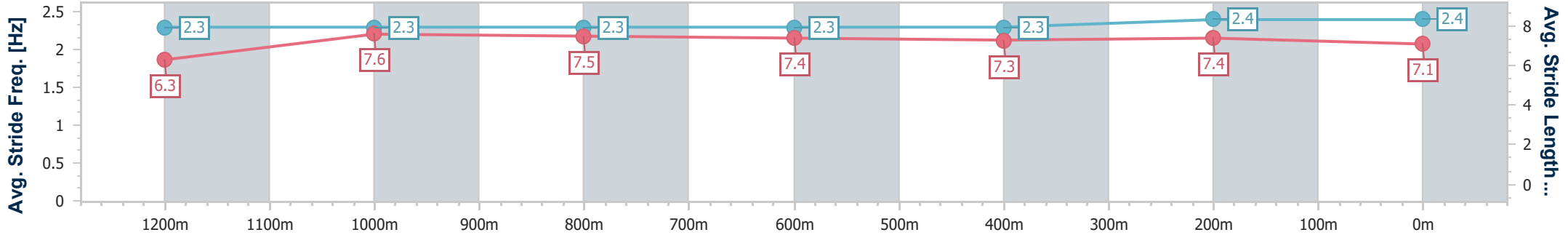
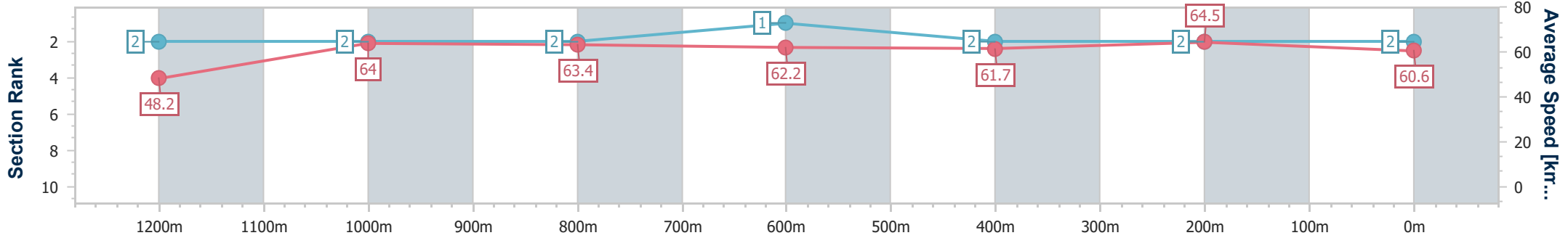


Doomben QLD Professional
Race 2: MOUNT FRANKLIN Fillies and Mares BENCHMARK 75
Handicap - 1350m
19 August 2023 - 12:18
Track Rating: Good 4, Weather: Fine, Rail Position: +0.5m Entire



BRISBANE
RACING CLUB

Section	Overall	1200m	1000m	800m	600m	400m	200m
Section Times	1:20.16 [2] (0:11.21)	1:08.95 [2] (0:11.27)	0:57.68 [2] (0:11.36)	0:46.32 [2] (0:11.60)	0:34.72 [1] (0:11.67)	0:23.05 [2] (0:11.15)	0:11.90 [2] (0:11.90)
Average Speed [km/h]	48.2	64.0	63.4	62.2	61.7	64.5	60.6
Top Speed [km/h]	64.0	65.0	65.0	63.1	62.4	65.8	63.1
Avg. Dist. to Rail [m]	5.9	1.5	0.7	0.4	0.3	0.4	1.2
Avg. Stride Freq. [Hz]	2.3	2.3	2.3	2.3	2.3	2.4	2.4
Avg. Stride Length [m]	6.3	7.6	7.5	7.4	7.3	7.4	7.1



- [] Ranking at each section and finish
- .-.- No data available at this section
- NA No data available



Horse/Jockey Name	Princess Tenko
Final Rank	3
Fastest Section Time (Section)	0:10.93 (400m)
Top Speed [km/h] (Section)	67.7 (400m)
Race State	Finished

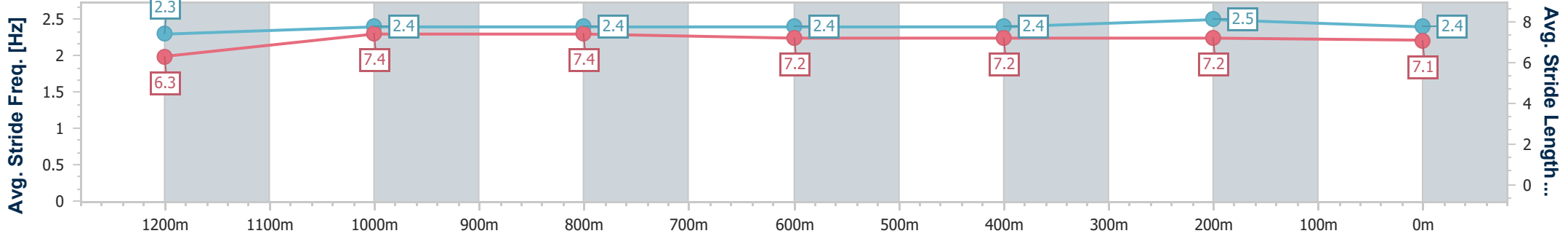
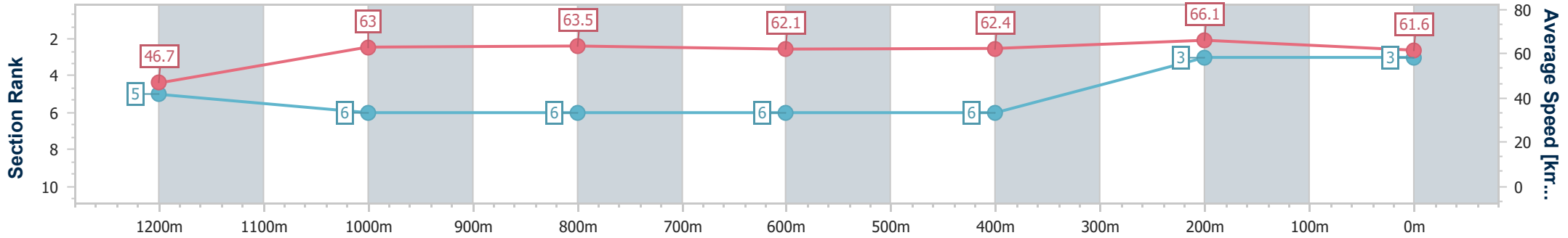


Doomben QLD Professional
Race 2: MOUNT FRANKLIN Fillies and Mares BENCHMARK 75
Handicap - 1350m
19 August 2023 - 12:18
Track Rating: Good 4, Weather: Fine, Rail Position: +0.5m Entire



BRISBANE
RACING CLUB

Section	Overall	1200m	1000m	800m	600m	400m	200m
Section Times	1:20.25 [3] (0:11.58)	1:08.67 [5] (0:11.43)	0:57.24 [6] (0:11.35)	0:45.89 [6] (0:11.66)	0:34.23 [6] (0:11.59)	0:22.64 [6] (0:10.93)	0:11.71 [3] (0:11.71)
Average Speed [km/h]	46.7	63.0	63.5	62.1	62.4	66.1	61.6
Top Speed [km/h]	62.6	65.1	66.0	63.2	63.2	67.7	64.6
Avg. Dist. to Rail [m]	3.0	0.9	0.5	1.1	0.5	3.2	4.5
Avg. Stride Freq. [Hz]	2.3	2.4	2.4	2.4	2.4	2.5	2.4
Avg. Stride Length [m]	6.3	7.4	7.4	7.2	7.2	7.2	7.1



- [] Ranking at each section and finish
- .-.- No data available at this section
- NA No data available



Horse/Jockey Name	Deep Rouge
Final Rank	4
Fastest Section Time (Section)	0:10.95 (400m)
Top Speed [km/h] (Section)	67.2 (400m)
Race State	Finished

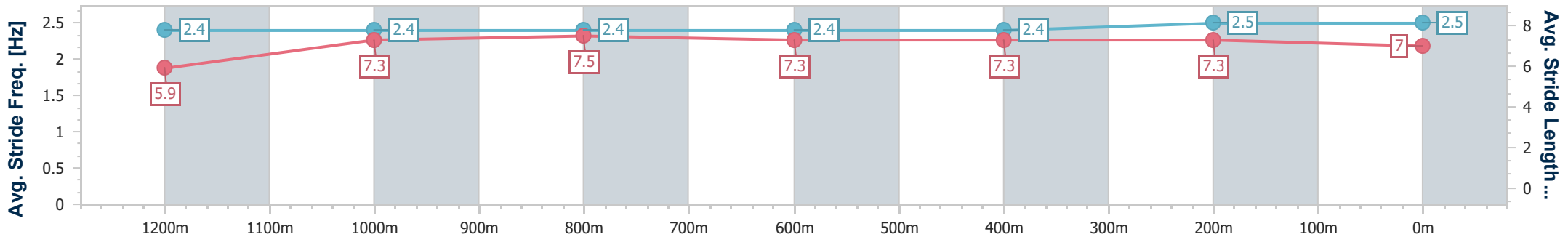
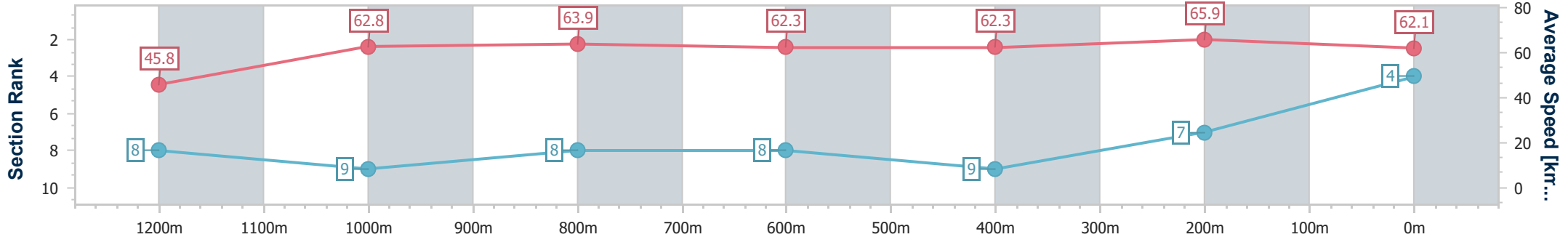


Doomben QLD Professional
Race 2: MOUNT FRANKLIN Fillies and Mares BENCHMARK 75
Handicap - 1350m
19 August 2023 - 12:18
Track Rating: Good 4, Weather: Fine, Rail Position: +0.5m Entire



BRISBANE
RACING CLUB

Section	Overall	1200m	1000m	800m	600m	400m	200m
Section Times	1:20.32 [4] (0:11.80)	1:08.52 [8] (0:11.47)	0:57.05 [9] (0:11.26)	0:45.79 [8] (0:11.66)	0:34.13 [8] (0:11.60)	0:22.53 [9] (0:10.95)	0:11.58 [7] (0:11.58)
Average Speed [km/h]	45.8	62.8	63.9	62.3	62.3	65.9	62.1
Top Speed [km/h]	60.6	64.8	64.7	63.4	63.5	67.2	65.8
Avg. Dist. to Rail [m]	7.2	2.3	0.6	1.3	1.0	1.9	3.5
Avg. Stride Freq. [Hz]	2.4	2.4	2.4	2.4	2.4	2.5	2.5
Avg. Stride Length [m]	5.9	7.3	7.5	7.3	7.3	7.3	7.0



- [] Ranking at each section and finish
- .-.- No data available at this section
- NA No data available



Horse/Jockey Name	Drammatica
Final Rank	5
Fastest Section Time (Section)	0:11.17 (1200m)
Top Speed [km/h] (Section)	66.9 (1200m)
Race State	Finished



Doomben QLD Professional
Race 2: MOUNT FRANKLIN Fillies and Mares BENCHMARK 75
Handicap - 1350m

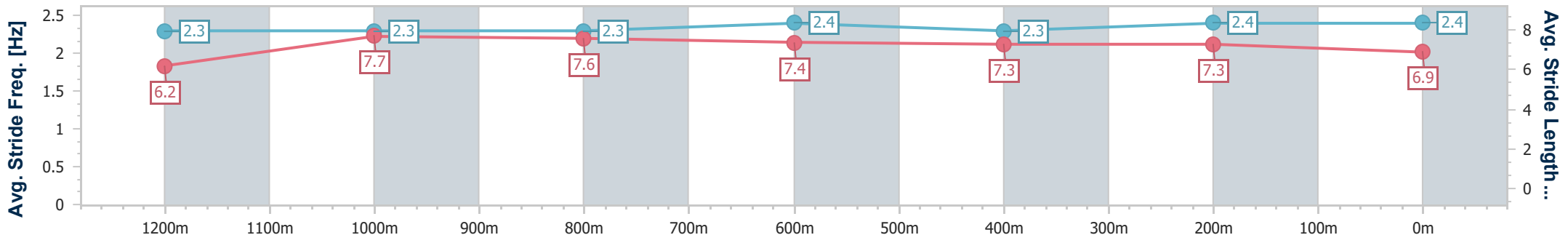
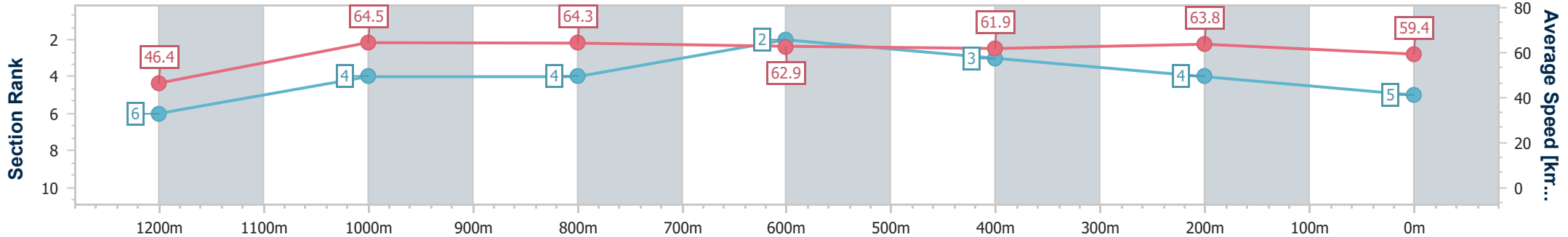


19 August 2023 - 12:18

BRISBANE
RACING CLUB

Track Rating: Good 4, Weather: Fine, Rail Position: +0.5m Entire

Section	Overall	1200m	1000m	800m	600m	400m	200m
Section Times	1:20.70 [5] (0:11.64)	1:09.06 [6] (0:11.17)	0:57.89 [4] (0:11.25)	0:46.64 [4] (0:11.53)	0:35.11 [2] (0:11.67)	0:23.44 [3] (0:11.32)	0:12.12 [4]
Average Speed [km/h]	46.4	64.5	64.3	62.9	61.9	63.8	59.4
Top Speed [km/h]	61.6	66.9	65.7	64.3	63.3	64.7	63.6
Avg. Dist. to Rail [m]	5.7	2.7	1.3	1.4	0.6	2.3	2.6
Avg. Stride Freq. [Hz]	2.3	2.3	2.3	2.4	2.3	2.4	2.4
Avg. Stride Length [m]	6.2	7.7	7.6	7.4	7.3	7.3	6.9



- [] Ranking at each section and finish
- .-.- No data available at this section
- NA No data available



Horse/Jockey Name	Cosmic Gossip
Final Rank	6
Fastest Section Time (Section)	0:11.24 (1000m)
Top Speed [km/h] (Section)	65.4 (1000m)
Race State	Finished

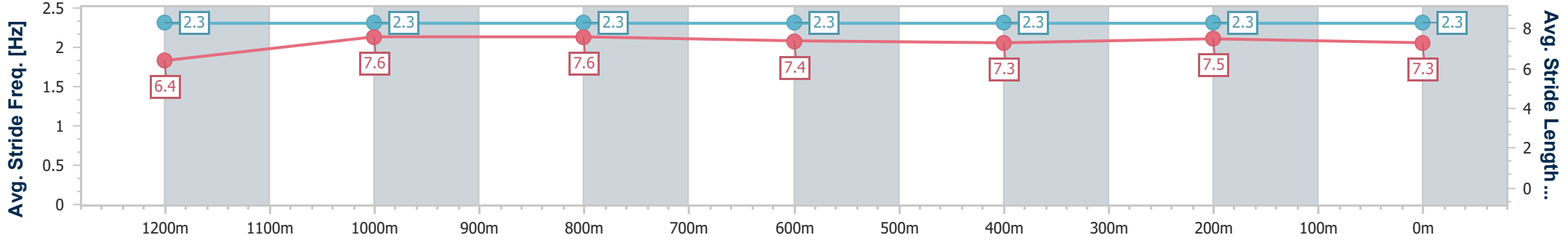
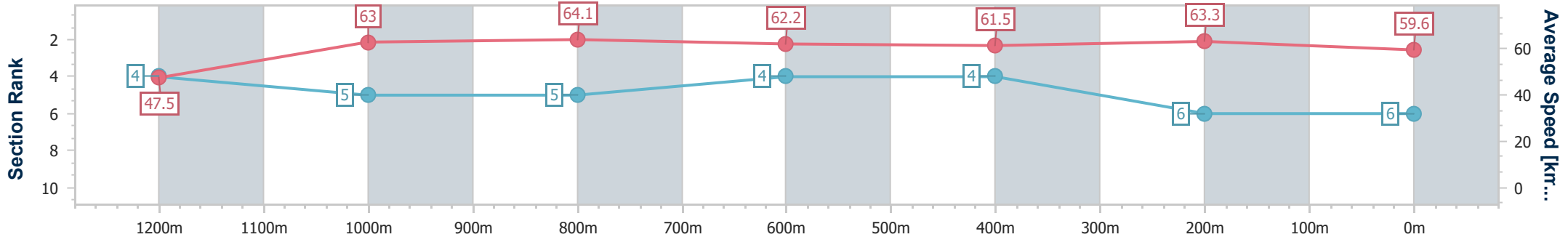


Doomben QLD Professional
Race 2: MOUNT FRANKLIN Fillies and Mares BENCHMARK 75
Handicap - 1350m
19 August 2023 - 12:18
Track Rating: Good 4, Weather: Fine, Rail Position: +0.5m Entire



BRISBANE
RACING CLUB

Section	Overall	1200m	1000m	800m	600m	400m	200m
Section Times	1:20.76 [6] (0:11.39)	1:09.37 [4] (0:11.43)	0:57.94 [5] (0:11.24)	0:46.70 [5] (0:11.60)	0:35.10 [4] (0:11.65)	0:23.45 [4] (0:11.37)	0:12.08 [6] (0:12.08)
Average Speed [km/h]	47.5	63.0	64.1	62.2	61.5	63.3	59.6
Top Speed [km/h]	61.2	65.3	65.4	62.6	62.6	63.9	62.6
Avg. Dist. to Rail [m]	2.8	1.5	0.7	0.3	0.6	0.7	0.6
Avg. Stride Freq. [Hz]	2.3	2.3	2.3	2.3	2.3	2.3	2.3
Avg. Stride Length [m]	6.4	7.6	7.6	7.4	7.3	7.5	7.3



- [] Ranking at each section and finish
- .-.- No data available at this section
- NA No data available



Horse/Jockey Name	Expresso Love
Final Rank	7
Fastest Section Time (Section)	0:11.30 (Overall)
Top Speed [km/h] (Section)	65.1 (400m)
Race State	Finished

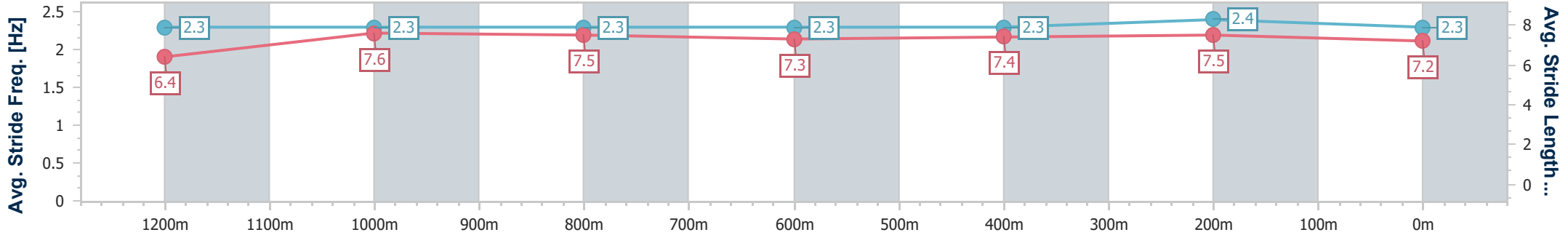
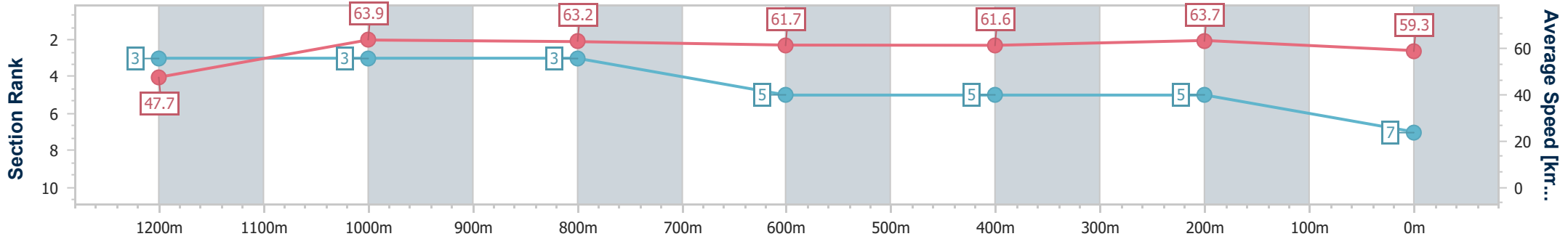


Doomben QLD Professional
Race 2: MOUNT FRANKLIN Fillies and Mares BENCHMARK 75
Handicap - 1350m
19 August 2023 - 12:18
Track Rating: Good 4, Weather: Fine, Rail Position: +0.5m Entire



BRISBANE
RACING CLUB

Section	Overall	1200m	1000m	800m	600m	400m	200m
Section Times	1:20.79 [7] (0:11.30)	1:09.49 [3] (0:11.30)	0:58.19 [3] (0:11.39)	0:46.80 [3] (0:11.68)	0:35.12 [5] (0:11.69)	0:23.43 [5] (0:11.30)	0:12.13 [5] (0:12.13)
Average Speed [km/h]	47.7	63.9	63.2	61.7	61.6	63.7	59.3
Top Speed [km/h]	62.8	64.2	64.3	62.8	62.5	65.1	62.4
Avg. Dist. to Rail [m]	1.2	0.4	0.3	0.4	0.4	0.6	1.9
Avg. Stride Freq. [Hz]	2.3	2.3	2.3	2.3	2.3	2.4	2.3
Avg. Stride Length [m]	6.4	7.6	7.5	7.3	7.4	7.5	7.2



- [] Ranking at each section and finish
- .-.- No data available at this section
- NA No data available



Horse/Jockey Name	Ayahuasca
Final Rank	8
Fastest Section Time (Section)	0:11.20 (400m)
Top Speed [km/h] (Section)	66.2 (1000m)
Race State	Finished

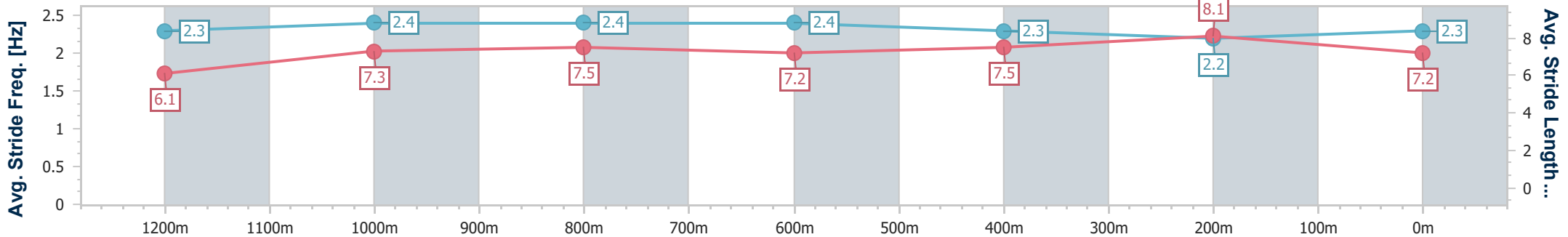
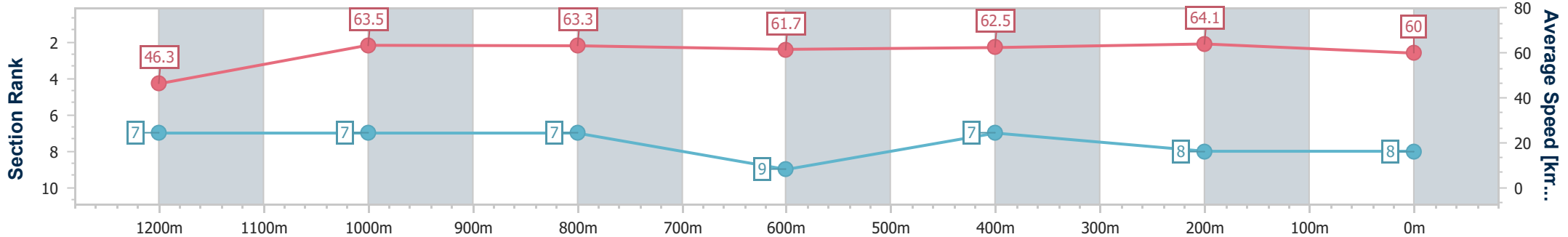


Doomben QLD Professional
Race 2: MOUNT FRANKLIN Fillies and Mares BENCHMARK 75
Handicap - 1350m
19 August 2023 - 12:18
Track Rating: Good 4, Weather: Fine, Rail Position: +0.5m Entire



BRISBANE
RACING CLUB

Section	Overall	1200m	1000m	800m	600m	400m	200m
Section Times	1:20.84 [8] (0:11.66)	1:09.18 [7] (0:11.36)	0:57.82 [7] (0:11.39)	0:46.43 [7] (0:11.79)	0:34.64 [9] (0:11.43)	0:23.21 [7] (0:11.20)	0:12.01 [8] (0:12.01)
Average Speed [km/h]	46.3	63.5	63.3	61.7	62.5	64.1	60.0
Top Speed [km/h]	63.4	65.2	66.2	63.8	64.0	65.4	63.7
Avg. Dist. to Rail [m]	2.5	0.9	0.7	1.3	0.9	2.3	1.7
Avg. Stride Freq. [Hz]	2.3	2.4	2.4	2.4	2.3	2.2	2.3
Avg. Stride Length [m]	6.1	7.3	7.5	7.2	7.5	8.1	7.2



- [] Ranking at each section and finish
- .-.- No data available at this section
- NA No data available



Horse/Jockey Name	Daring Belle
Final Rank	9
Fastest Section Time (Section)	0:11.29 (1000m)
Top Speed [km/h] (Section)	65.9 (400m)
Race State	Finished

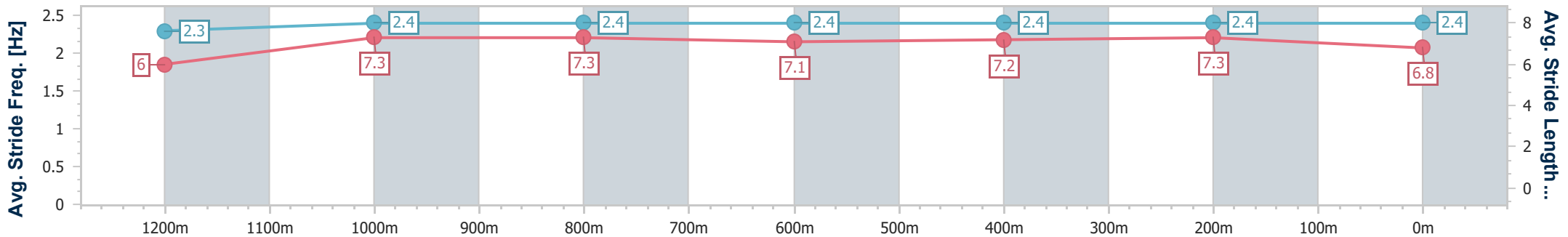
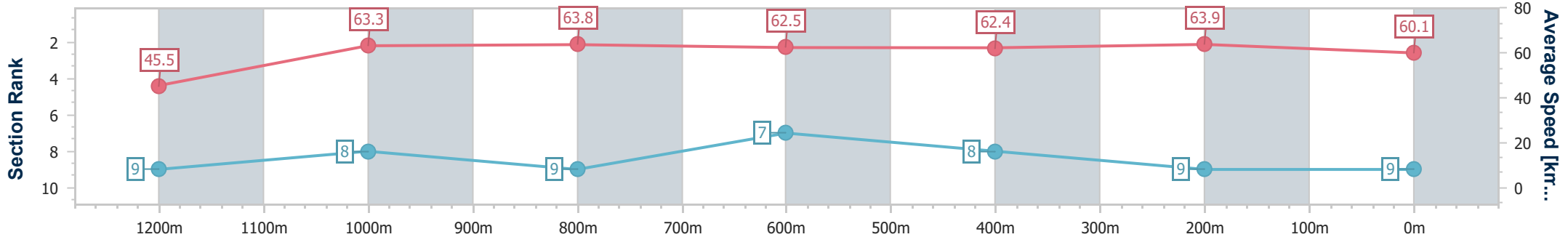


Doomben QLD Professional
Race 2: MOUNT FRANKLIN Fillies and Mares BENCHMARK 75
Handicap - 1350m
19 August 2023 - 12:18
Track Rating: Good 4, Weather: Fine, Rail Position: +0.5m Entire



BRISBANE
RACING CLUB

Section	Overall	1200m	1000m	800m	600m	400m	200m
Section Times	1:20.92 [9] (0:11.90)	1:09.02 [9] (0:11.35)	0:57.67 [8] (0:11.29)	0:46.38 [9] (0:11.57)	0:34.81 [7] (0:11.54)	0:23.27 [8] (0:11.29)	0:11.98 [9] (0:11.98)
Average Speed [km/h]	45.5	63.3	63.8	62.5	62.4	63.9	60.1
Top Speed [km/h]	62.8	65.8	65.2	63.3	63.5	65.9	63.9
Avg. Dist. to Rail [m]	6.0	0.7	0.3	0.5	0.3	1.1	2.8
Avg. Stride Freq. [Hz]	2.3	2.4	2.4	2.4	2.4	2.4	2.4
Avg. Stride Length [m]	6.0	7.3	7.3	7.1	7.2	7.3	6.8



- [] Ranking at each section and finish
- .-.- No data available at this section
- NA No data available