



Doomben QLD Professional

Race 7: LADBROKE IT! BENCHMARK 85 Handicap - 1110m

19 August 2023 - 15:18



BRISBANE
RACING CLUB

Track Rating: Good 4, Weather: Fine, Rail Position: +0.5m Entire

Section													Last 600m	
Field Times		Overall	1000m	800m	600m	400m	200m						0:34.20	
		1:04.06 (0:08.23)	0:55.83 (0:10.58)	0:45.25 (0:11.05)	0:34.20 (0:11.34)	0:22.86 (0:11.03)	0:11.83 (0:11.83)							
Rank	TAB Horse/Jockey	Barrier	Top Speed [km/h]	Fastest Section								Margin	Distance Travelled [m]	
1	1 ORBISYN Paul Hamblin	8	70.9 1000m	0:08.35 Overall	1:04.06 [1] (0:08.35)	0:55.71 [3] (0:10.46)	0:45.25 [1] (0:11.05)	0:34.20 [1] (0:11.34)	0:22.86 [1] (0:11.03)	0:11.83 [1] (0:11.83)	1:04.06	0:34.20		
2	6 ALL THAT PIZAZZ Ben Thompson	2	68.5 400m	0:08.65 Overall	1:04.26 [2] (0:08.65)	0:55.61 [5] (0:10.93)	0:44.68 [5] (0:11.17)	0:33.51 [6] (0:11.14)	0:22.37 [7] (0:10.79)	0:11.58 [3] (0:11.58)	1.18L	0:33.51	+10	
3	5 SITUATION ROOM Angela Jones	14	70.3 1000m	0:08.23 Overall	1:04.36 [3] (0:08.23)	0:56.13 [1] (0:10.58)	0:45.55 [2] (0:11.36)	0:34.19 [2] (0:11.48)	0:22.71 [4] (0:10.98)	0:11.73 [2] (0:11.73)	1.76L	0:34.19	+5	
4	10 HATCHET James Orman	1	67.5 200m	0:08.68 Overall	1:04.42 [4] (0:08.68)	0:55.74 [6] (0:10.94)	0:44.80 [6] (0:11.09)	0:33.71 [5] (0:11.13)	0:22.58 [6] (0:11.04)	0:11.54 [7] (0:11.54)	2.15L	0:33.71	-2	
5	11 RED RUBI Andrew Mallyon	9	68.3 400m	0:08.90 Overall	1:04.52 [5] (0:08.90)	0:55.62 [8] (0:11.04)	0:44.58 [9] (0:10.99)	0:33.59 [9] (0:11.19)	0:22.40 [9] (0:10.75)	0:11.65 [6] (0:11.65)	2.74L	0:33.59	+0	
6	8 ZUMA CALIFORNIA Bailey Wheeler	6	67.0 1000m	0:08.71 Overall	1:04.61 [6] (0:08.71)	0:55.90 [7] (0:11.05)	0:44.85 [7] (0:11.02)	0:33.83 [7] (0:11.02)	0:22.81 [5] (0:10.90)	0:11.91 [4] (0:11.91)	3.28L	0:33.83	+3	
7	3 DALAVIN Justin Huxtable	7	67.6 1000m	0:08.93 Overall	1:04.75 [7] (0:08.93)	0:55.82 [9] (0:10.85)	0:44.97 [8] (0:11.07)	0:33.90 [8] (0:11.22)	0:22.68 [8] (0:10.99)	0:11.69 [9] (0:11.69)	4.07L	0:33.90	+0	
8	13 FIVE OXFORD Taylor Marshall	4	68.8 1000m	0:08.56 Overall	1:04.81 [8] (0:08.56)	0:56.25 [4] (0:10.76)	0:45.49 [4] (0:11.10)	0:34.39 [4] (0:11.19)	0:23.20 [2] (0:11.24)	0:11.96 [5] (0:11.96)	4.43L	0:34.39	+2	
9	9 DRAGON MISS Georgina Cartwright	5	68.0 1000m	0:08.34 Overall	1:04.91 [9] (0:08.34)	0:56.57 [2] (0:10.86)	0:45.71 [3] (0:11.13)	0:34.58 [3] (0:11.32)	0:23.26 [3] (0:11.28)	0:11.98 [8] (0:11.98)	5.03L	0:34.58	+2	

Scratched: Thelwell (#14), Munitions (#2), Ditmas (#12), Kavak (#7), Sir Rocket (#4)



Horse/Jockey Name	Orbisyn
Final Rank	1
Fastest Section Time (Section)	0:08.35 (Overall)
Top Speed [km/h] (Section)	70.9 (1000m)
Race State	Finished

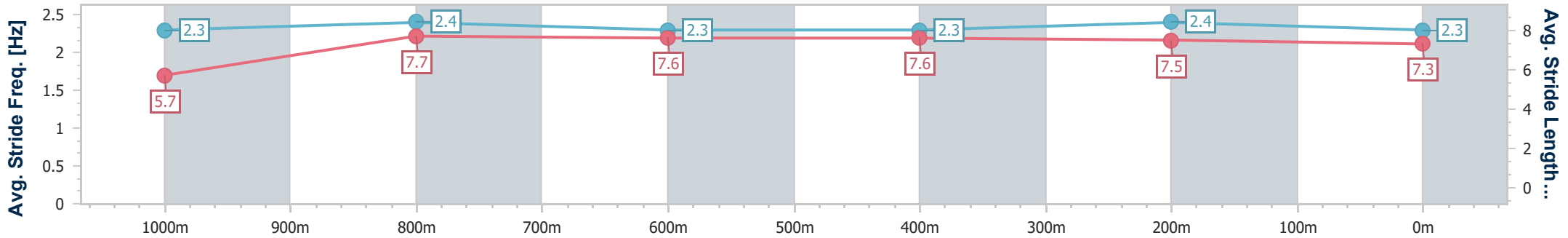
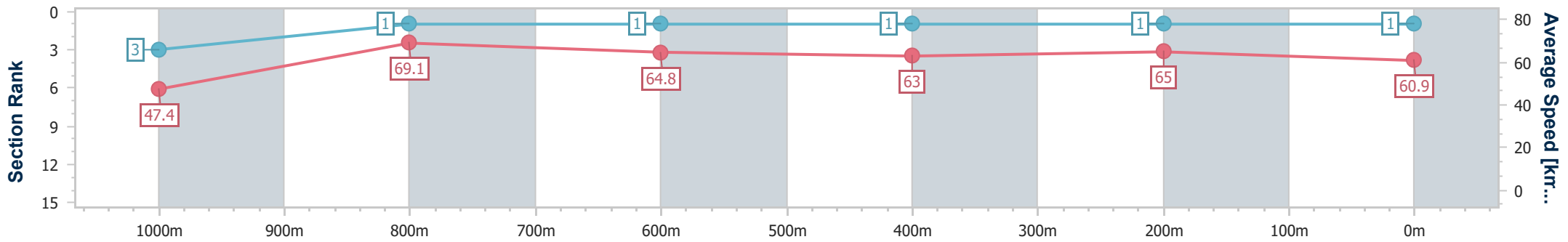


Doomben QLD Professional
Race 7: LADBROKE IT! BENCHMARK 85 Handicap - 1110m
 19 August 2023 - 15:18
 Track Rating: Good 4, Weather: Fine, Rail Position: +0.5m Entire



BRISBANE
RACING CLUB

Section	Overall	1000m	800m	600m	400m	200m
Section Times	1:04.06 [1] (0:08.35)	0:55.71 [3] (0:10.46)	0:45.25 [1] (0:11.05)	0:34.20 [1] (0:11.34)	0:22.86 [1] (0:11.03)	0:11.83 [1] (0:11.83)
Average Speed [km/h]	47.4	69.1	64.8	63.0	65.0	60.9
Top Speed [km/h]	67.0	70.9	67.0	63.8	66.9	64.6
Avg. Dist. to Rail [m]	5.2	0.9	1.4	1.3	0.7	0.3
Avg. Stride Freq. [Hz]	2.3	2.4	2.3	2.3	2.4	2.3
Avg. Stride Length [m]	5.7	7.7	7.6	7.6	7.5	7.3



- [] Ranking at each section and finish
- .-.- No data available at this section
- NA No data available



Horse/Jockey Name	All That Pizzazz
Final Rank	2
Fastest Section Time (Section)	0:08.65 (Overall)
Top Speed [km/h] (Section)	68.5 (400m)
Race State	Finished

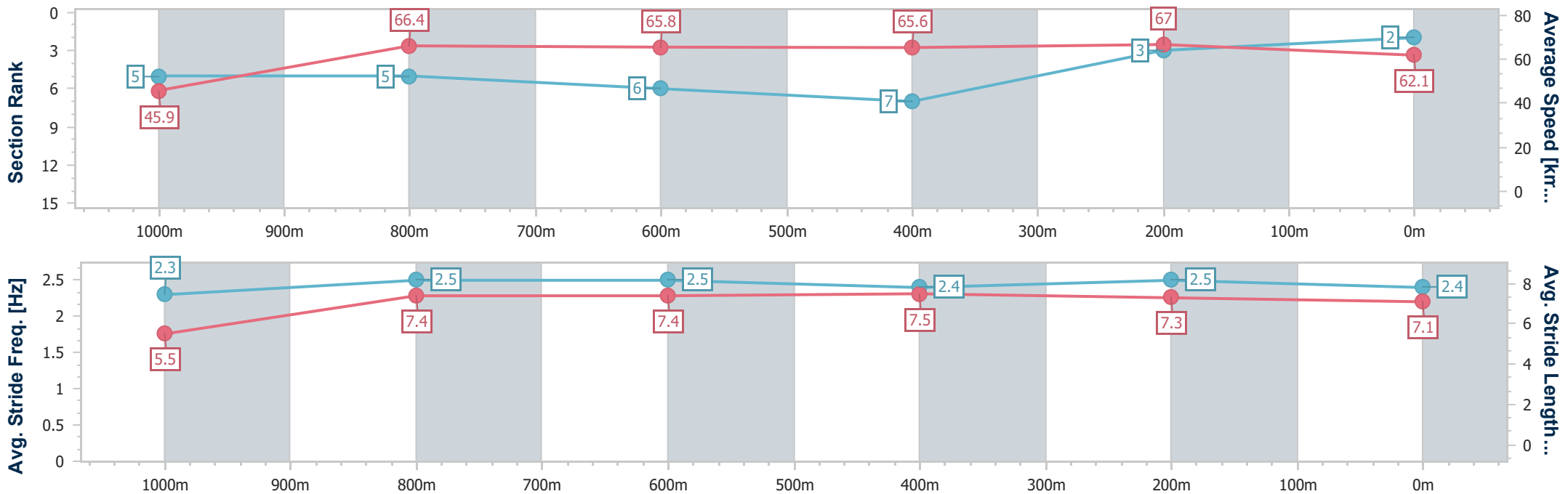


Doomben QLD Professional
Race 7: LADBROKE IT! BENCHMARK 85 Handicap - 1110m
 19 August 2023 - 15:18
 Track Rating: Good 4, Weather: Fine, Rail Position: +0.5m Entire



BRISBANE
RACING CLUB

Section	Overall	1000m	800m	600m	400m	200m
Section Times	1:04.26 [2] (0:08.65)	0:55.61 [5] (0:10.93)	0:44.68 [5] (0:11.17)	0:33.51 [6] (0:11.14)	0:22.37 [7] (0:10.79)	0:11.58 [3]
Average Speed [km/h]	45.9	66.4	65.8	65.6	67.0	62.1
Top Speed [km/h]	62.5	68.3	67.4	66.8	68.5	66.1
Avg. Dist. to Rail [m]	2.3	2.3	3.9	2.5	2.2	2.9
Avg. Stride Freq. [Hz]	2.3	2.5	2.5	2.4	2.5	2.4
Avg. Stride Length [m]	5.5	7.4	7.4	7.5	7.3	7.1



- [] Ranking at each section and finish
- .-.- No data available at this section
- NA No data available



Horse/Jockey Name	Situation Room
Final Rank	3
Fastest Section Time (Section)	0:08.23 (Overall)
Top Speed [km/h] (Section)	70.3 (1000m)
Race State	Finished

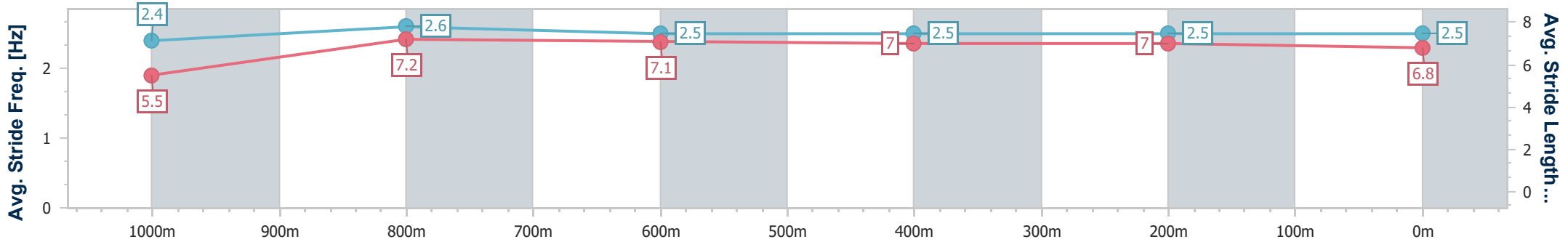
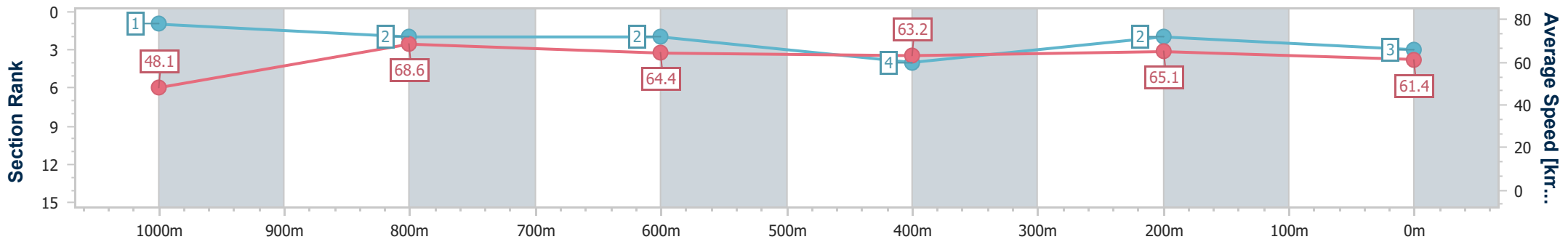


Doomben QLD Professional
Race 7: LADBROKE IT! BENCHMARK 85 Handicap - 1110m
 19 August 2023 - 15:18
 Track Rating: Good 4, Weather: Fine, Rail Position: +0.5m Entire



BRISBANE
RACING CLUB

Section	Overall	1000m	800m	600m	400m	200m
Section Times	1:04.36 [3] (0:08.23)	0:56.13 [1] (0:10.58)	0:45.55 [2] (0:11.36)	0:34.19 [2] (0:11.48)	0:22.71 [4] (0:10.98)	0:11.73 [2] (0:11.73)
Average Speed [km/h]	48.1	68.6	64.4	63.2	65.1	61.4
Top Speed [km/h]	67.2	70.3	67.8	63.9	67.1	65.1
Avg. Dist. to Rail [m]	8.5	2.8	3.4	1.9	1.5	0.3
Avg. Stride Freq. [Hz]	2.4	2.6	2.5	2.5	2.5	2.5
Avg. Stride Length [m]	5.5	7.2	7.1	7.0	7.0	6.8



- [] Ranking at each section and finish
- .-.- No data available at this section
- NA No data available



Horse/Jockey Name	Hatchet
Final Rank	4
Fastest Section Time (Section)	0:08.68 (Overall)
Top Speed [km/h] (Section)	67.5 (200m)
Race State	Finished

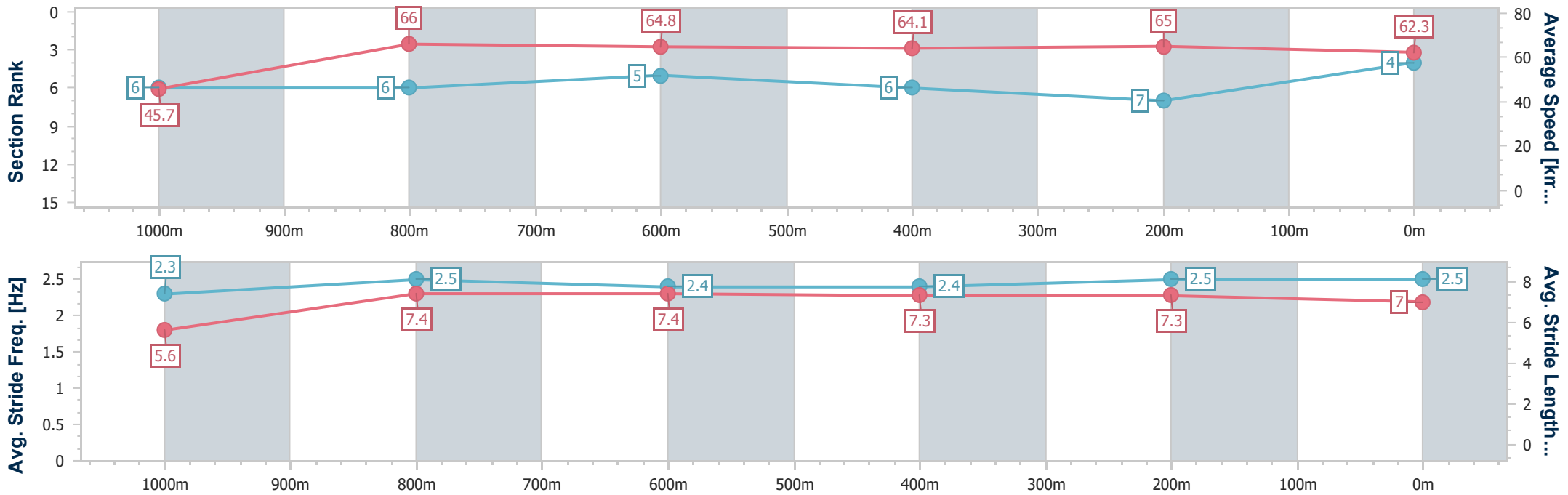


Doomben QLD Professional
Race 7: LADBROKE IT! BENCHMARK 85 Handicap - 1110m
 19 August 2023 - 15:18
 Track Rating: Good 4, Weather: Fine, Rail Position: +0.5m Entire



BRISBANE
 RACING CLUB

Section	Overall	1000m	800m	600m	400m	200m
Section Times	1:04.42 [4] (0:08.68)	0:55.74 [6] (0:10.94)	0:44.80 [6] (0:11.09)	0:33.71 [5] (0:11.13)	0:22.58 [6] (0:11.04)	0:11.54 [7] (0:11.54)
Average Speed [km/h]	45.7	66.0	64.8	64.1	65.0	62.3
Top Speed [km/h]	65.0	66.8	65.6	65.3	67.1	67.5
Avg. Dist. to Rail [m]	1.7	1.4	0.6	1.5	1.7	1.3
Avg. Stride Freq. [Hz]	2.3	2.5	2.4	2.4	2.5	2.5
Avg. Stride Length [m]	5.6	7.4	7.4	7.3	7.3	7.0



- [] Ranking at each section and finish
- .-.- No data available at this section
- NA No data available



Horse/Jockey Name	Red Rubi
Final Rank	5
Fastest Section Time (Section)	0:08.90 (Overall)
Top Speed [km/h] (Section)	68.3 (400m)
Race State	Finished

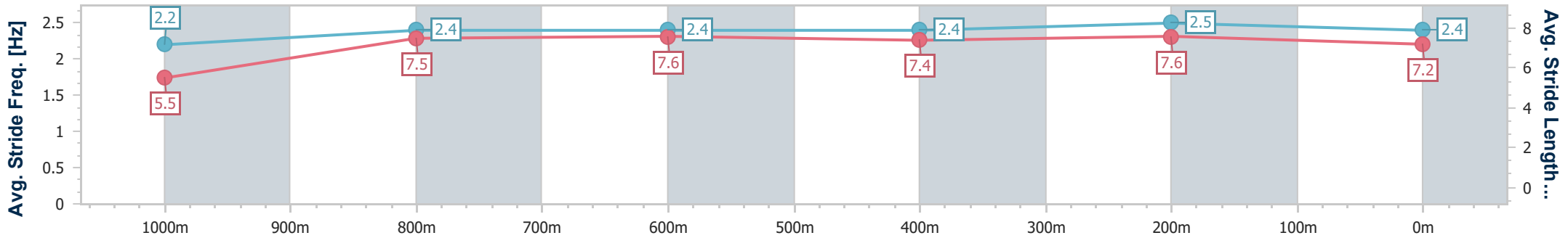
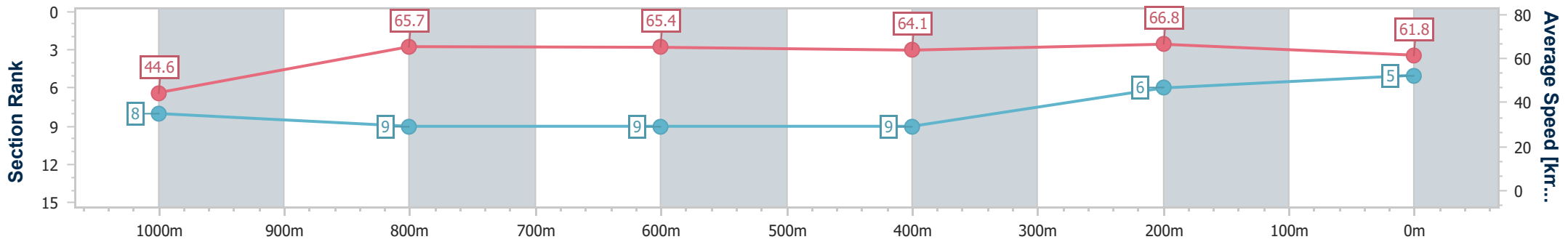


Doomben QLD Professional
Race 7: LADBROKE IT! BENCHMARK 85 Handicap - 1110m
 19 August 2023 - 15:18
 Track Rating: Good 4, Weather: Fine, Rail Position: +0.5m Entire



BRISBANE
 RACING CLUB

Section	Overall	1000m	800m	600m	400m	200m
Section Times	1:04.52 [5] (0:08.90)	0:55.62 [8] (0:11.04)	0:44.58 [9] (0:10.99)	0:33.59 [9] (0:11.19)	0:22.40 [9] (0:10.75)	0:11.65 [6] (0:11.65)
Average Speed [km/h]	44.6	65.7	65.4	64.1	66.8	61.8
Top Speed [km/h]	62.4	66.8	66.3	65.9	68.3	66.1
Avg. Dist. to Rail [m]	6.4	2.7	0.8	0.7	1.2	2.6
Avg. Stride Freq. [Hz]	2.2	2.4	2.4	2.4	2.5	2.4
Avg. Stride Length [m]	5.5	7.5	7.6	7.4	7.6	7.2



- [] Ranking at each section and finish
- .-.- No data available at this section
- NA No data available



Horse/Jockey Name	Zuma California
Final Rank	6
Fastest Section Time (Section)	0:08.71 (Overall)
Top Speed [km/h] (Section)	67.0 (1000m)
Race State	Finished

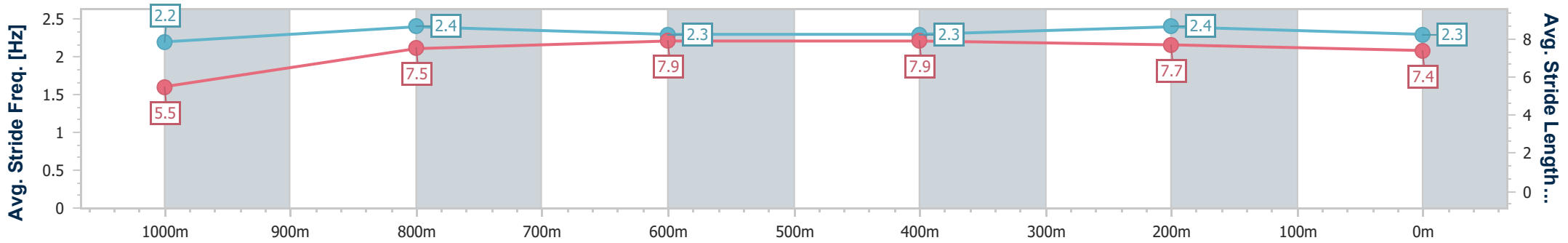
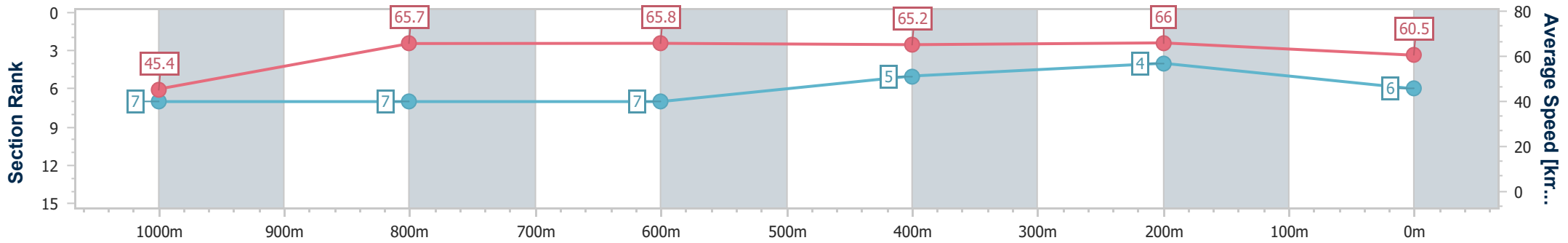


Doomben QLD Professional
Race 7: LADBROKE IT! BENCHMARK 85 Handicap - 1110m
 19 August 2023 - 15:18
 Track Rating: Good 4, Weather: Fine, Rail Position: +0.5m Entire



BRISBANE
RACING CLUB

Section	Overall	1000m	800m	600m	400m	200m
Section Times	1:04.61 [6] (0:08.71)	0:55.90 [7] (0:11.05)	0:44.85 [7] (0:11.02)	0:33.83 [7] (0:11.02)	0:22.81 [5] (0:10.90)	0:11.91 [4] (0:11.91)
Average Speed [km/h]	45.4	65.7	65.8	65.2	66.0	60.5
Top Speed [km/h]	62.8	67.0	67.0	65.9	67.0	64.8
Avg. Dist. to Rail [m]	4.4	2.3	1.2	0.5	1.0	4.0
Avg. Stride Freq. [Hz]	2.2	2.4	2.3	2.3	2.4	2.3
Avg. Stride Length [m]	5.5	7.5	7.9	7.9	7.7	7.4



- [] Ranking at each section and finish
- .-.- No data available at this section
- NA No data available



Horse/Jockey Name	Dalavin
Final Rank	7
Fastest Section Time (Section)	0:08.93 (Overall)
Top Speed [km/h] (Section)	67.6 (1000m)
Race State	Finished

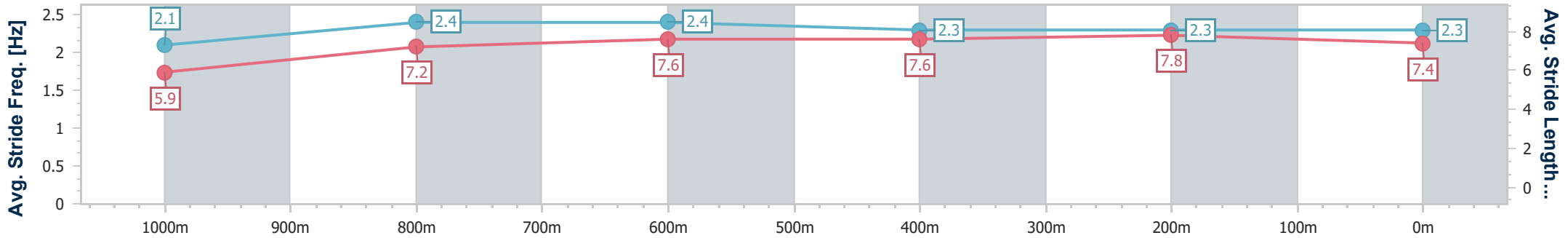
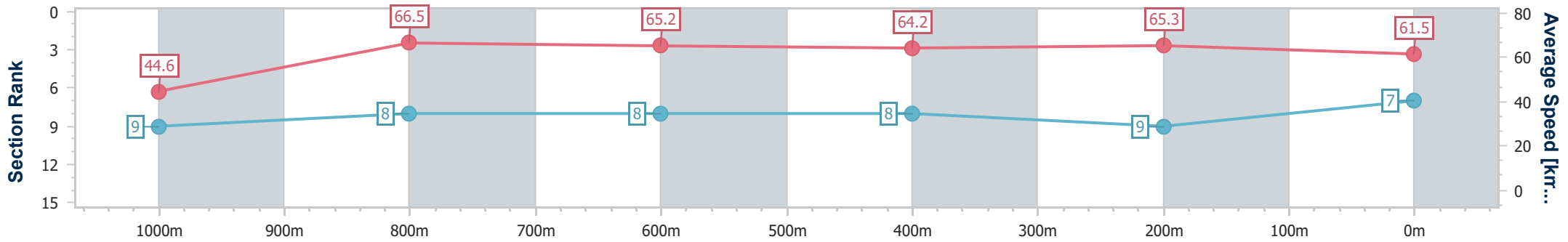


Doomben QLD Professional
Race 7: LADBROKE IT! BENCHMARK 85 Handicap - 1110m
 19 August 2023 - 15:18
 Track Rating: Good 4, Weather: Fine, Rail Position: +0.5m Entire



BRISBANE
RACING CLUB

Section	Overall	1000m	800m	600m	400m	200m
Section Times	1:04.75 [7] (0:08.93)	0:55.82 [9] (0:10.85)	0:44.97 [8] (0:11.07)	0:33.90 [8] (0:11.22)	0:22.68 [8] (0:10.99)	0:11.69 [9] (0:11.69)
Average Speed [km/h]	44.6	66.5	65.2	64.2	65.3	61.5
Top Speed [km/h]	64.5	67.6	66.6	65.0	66.5	64.5
Avg. Dist. to Rail [m]	4.3	0.5	0.5	0.3	1.5	1.1
Avg. Stride Freq. [Hz]	2.1	2.4	2.4	2.3	2.3	2.3
Avg. Stride Length [m]	5.9	7.2	7.6	7.6	7.8	7.4



- [] Ranking at each section and finish
- .-.- No data available at this section
- NA No data available



Horse/Jockey Name	Five Oxford
Final Rank	8
Fastest Section Time (Section)	0:08.56 (Overall)
Top Speed [km/h] (Section)	68.8 (1000m)
Race State	Finished

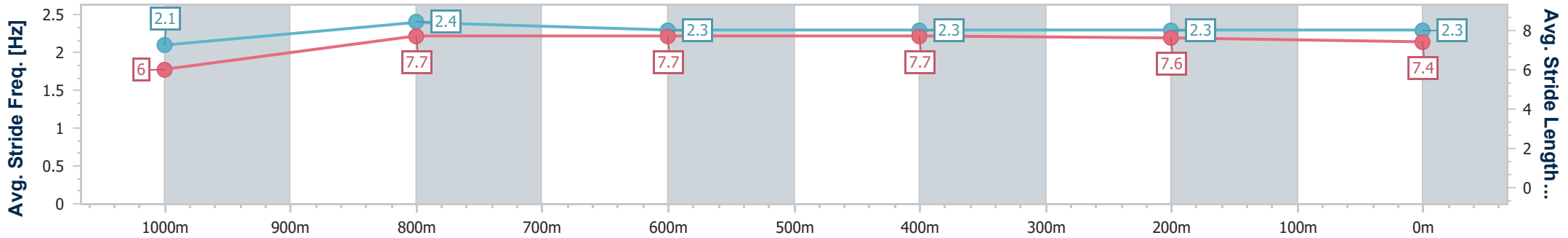
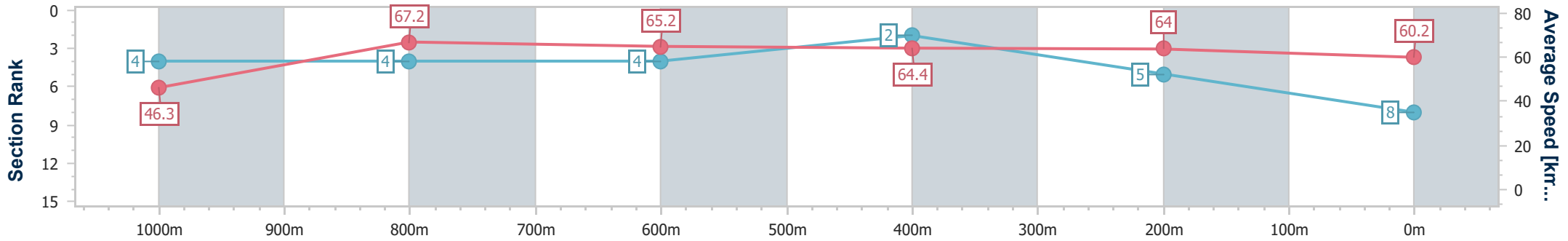


Doomben QLD Professional
Race 7: LADBROKE IT! BENCHMARK 85 Handicap - 1110m
 19 August 2023 - 15:18
 Track Rating: Good 4, Weather: Fine, Rail Position: +0.5m Entire



BRISBANE
RACING CLUB

Section	Overall	1000m	800m	600m	400m	200m
Section Times	1:04.81 [8] (0:08.56)	0:56.25 [4] (0:10.76)	0:45.49 [4] (0:11.10)	0:34.39 [4] (0:11.19)	0:23.20 [2] (0:11.24)	0:11.96 [5] (0:11.96)
Average Speed [km/h]	46.3	67.2	65.2	64.4	64.0	60.2
Top Speed [km/h]	64.2	68.8	66.2	66.0	65.2	62.6
Avg. Dist. to Rail [m]	3.3	1.8	1.1	0.2	0.5	2.1
Avg. Stride Freq. [Hz]	2.1	2.4	2.3	2.3	2.3	2.3
Avg. Stride Length [m]	6.0	7.7	7.7	7.7	7.6	7.4



- [] Ranking at each section and finish
- .-.- No data available at this section
- NA No data available



Horse/Jockey Name	Dragon Miss
Final Rank	9
Fastest Section Time (Section)	0:08.34 (Overall)
Top Speed [km/h] (Section)	68.0 (1000m)
Race State	Finished

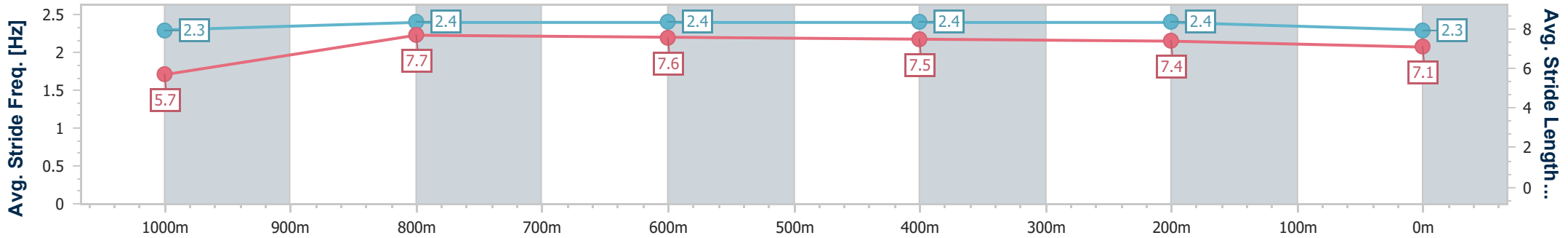
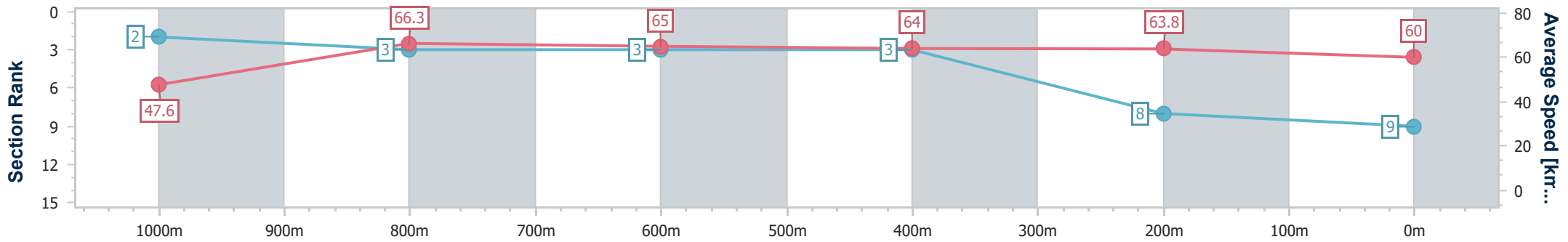


Doomben QLD Professional
Race 7: LADBROKE IT! BENCHMARK 85 Handicap - 1110m
 19 August 2023 - 15:18
 Track Rating: Good 4, Weather: Fine, Rail Position: +0.5m Entire



BRISBANE
 RACING CLUB

Section	Overall	1000m	800m	600m	400m	200m
Section Times	1:04.91 [9] (0:08.34)	0:56.57 [2] (0:10.86)	0:45.71 [3] (0:11.13)	0:34.58 [3] (0:11.32)	0:23.26 [3] (0:11.28)	0:11.98 [8] (0:11.98)
Average Speed [km/h]	47.6	66.3	65.0	64.0	63.8	60.0
Top Speed [km/h]	64.4	68.0	66.1	65.6	67.1	65.2
Avg. Dist. to Rail [m]	3.6	0.5	0.9	1.2	1.0	2.6
Avg. Stride Freq. [Hz]	2.3	2.4	2.4	2.4	2.4	2.3
Avg. Stride Length [m]	5.7	7.7	7.6	7.5	7.4	7.1



- [] Ranking at each section and finish
- .-.- No data available at this section
- NA No data available