



Doomben QLD Professional

Race 7: LADBROKES MATES MODE QTIS 3YO PLATE - 1200m

26 August 2023 - 15:27



BRISBANE
RACING CLUB

Track Rating: Good 4, Weather: Fine, Rail Position: +4m Entire Course

Section		Field Times											
		Overall	1000m	800m	600m	400m	200m	Last 600m					
		1:10.06 (0:13.15)	0:56.91 (0:10.65)	0:46.26 (0:11.37)	0:34.89 (0:11.54)	0:23.35 (0:11.21)	0:12.14 (0:12.14)	0:34.89					
Rank	TAB Horse/Jockey	Barrier	Top Speed [km/h]	Fastest Section								Margin	Distance Travelled [m]
1	11 TIGER SHARK Damien Thornton	7	70.1	0:10.60	1:10.06 [1] (0:13.20)	0:56.86 [3] (0:10.60)	0:46.26 [1] (0:11.37)	0:34.89 [1] (0:11.54)	0:23.35 [1] (0:11.21)	0:12.14 [1] (0:12.14)	1:10.06	0:34.89	
2	5 DEEP RESPECT James Orman	4	69.9	0:11.01	1:10.25 [2] (0:13.20)	0:57.05 [2] (0:11.01)	0:46.04 [4] (0:11.44)	0:34.60 [4] (0:11.55)	0:23.05 [5] (0:11.21)	0:11.84 [4] (0:11.84)	1.12L	0:34.60	-4
3	1 SPIN DOCTOR Jag Guthmann-Chester	12	68.6	0:11.00	1:10.37 [3] (0:13.45)	0:56.92 [6] (0:11.00)	0:45.92 [7] (0:11.32)	0:34.60 [5] (0:11.41)	0:23.19 [4] (0:11.29)	0:11.90 [5] (0:11.90)	1.82L	0:34.60	+3
4	6 THE PLAYER Kyle Wilson-Taylor	2	67.6	0:10.92	1:10.41 [4] (0:13.29)	0:57.12 [5] (0:10.92)	0:46.20 [3] (0:11.37)	0:34.83 [3] (0:11.42)	0:23.41 [3] (0:11.34)	0:12.07 [2] (0:12.07)	2.06L	0:34.83	+1
5	8 GLASS OF ROSE Rikki Jamieson	3	68.8	0:10.91	1:10.53 [5] (0:13.52)	0:57.01 [7] (0:10.91)	0:46.10 [6] (0:11.42)	0:34.68 [7] (0:11.52)	0:23.16 [8] (0:11.29)	0:11.87 [6] (0:11.87)	2.75L	0:34.68	+1
6	2 TOP FUN Andrew Mallyon	1	69.7	0:11.01	1:10.85 [6] (0:13.22)	0:57.63 [4] (0:11.01)	0:46.62 [5] (0:11.60)	0:35.02 [6] (0:11.52)	0:23.50 [7] (0:11.34)	0:12.16 [7] (0:12.16)	4.65L	0:35.02	-2
7	4 SHOT OF WHISKEY Ben Thompson	6	69.0	0:10.78	1:10.85 [7] (0:13.15)	0:57.70 [1] (0:10.78)	0:46.92 [2] (0:11.36)	0:35.56 [2] (0:11.58)	0:23.98 [2] (0:11.50)	0:12.48 [3] (0:12.48)	4.67L	0:35.56	+3
8	3 ZELGARIA Ashley Morgan	11	69.3	0:10.83	1:11.05 [8] (0:13.80)	0:57.25 [8] (0:10.83)	0:46.42 [8] (0:11.33)	0:35.09 [8] (0:11.36)	0:23.73 [6] (0:11.41)	0:12.32 [8] (0:12.32)	5.82L	0:35.09	+2

Scratched: Mighty (#10), Spirit Of Brodie (#7), Tango Fever (#9), Galway Hussler (#12)



Horse/Jockey Name	Tiger Shark
Final Rank	1
Fastest Section Time (Section)	0:10.60 (1000m)
Top Speed [km/h] (Section)	70.1 (1000m)
Race State	Finished



Doomben QLD Professional
Race 7: LADBROKES MATES MODE QTIS 3YO PLATE - 1200m

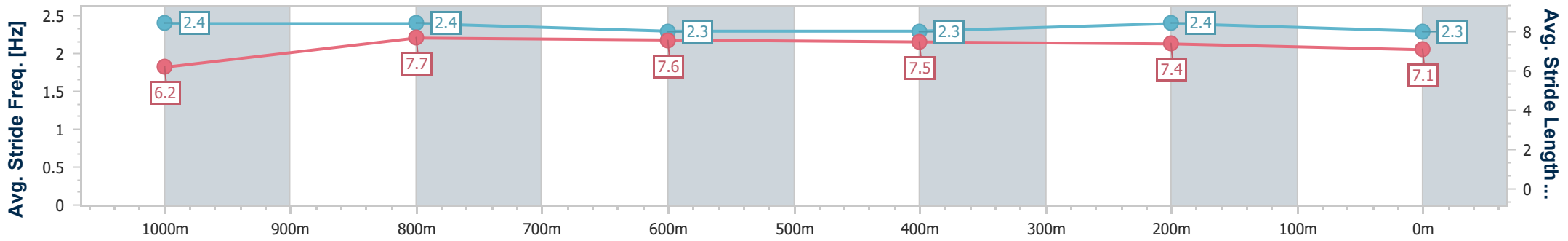
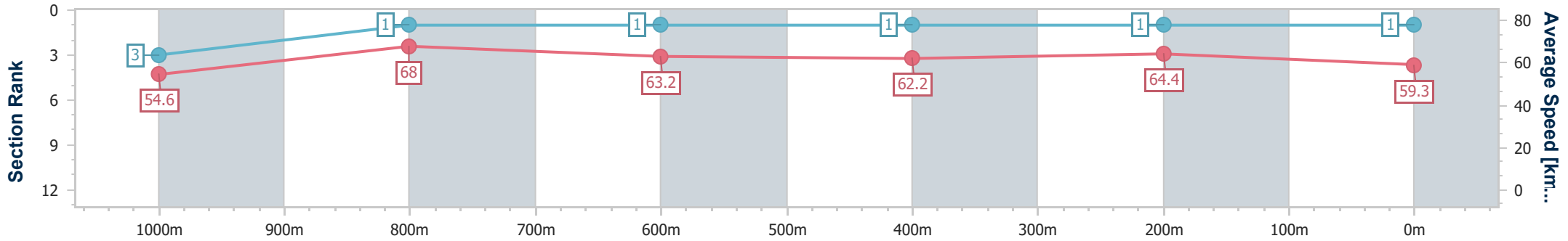


26 August 2023 - 15:27

Track Rating: Good 4, Weather: Fine, Rail Position: +4m Entire Course

BRISBANE RACING CLUB

Section	Overall	1000m	800m	600m	400m	200m
Section Times	1:10.06 [1] (0:13.20)	0:56.86 [3] (0:10.60)	0:46.26 [1] (0:11.37)	0:34.89 [1] (0:11.54)	0:23.35 [1] (0:11.21)	0:12.14 [1] (0:12.14)
Average Speed [km/h]	54.6	68.0	63.2	62.2	64.4	59.3
Top Speed [km/h]	68.0	70.1	64.8	63.8	65.3	64.1
Avg. Dist. to Rail [m]	5.0	2.0	0.3	0.3	0.9	1.0
Avg. Stride Freq. [Hz]	2.4	2.4	2.3	2.3	2.4	2.3
Avg. Stride Length [m]	6.2	7.7	7.6	7.5	7.4	7.1



- [] Ranking at each section and finish
- .-.- No data available at this section
- NA No data available



Horse/Jockey Name	Deep Respect
Final Rank	2
Fastest Section Time (Section)	0:11.01 (1000m)
Top Speed [km/h] (Section)	69.9 (Overall)
Race State	Finished



Doomben QLD Professional
Race 7: LADBROKES MATES MODE QTIS 3YO PLATE - 1200m

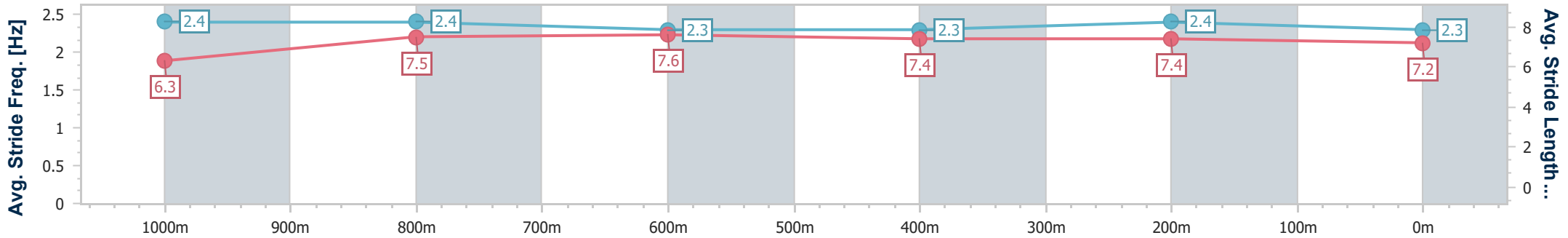
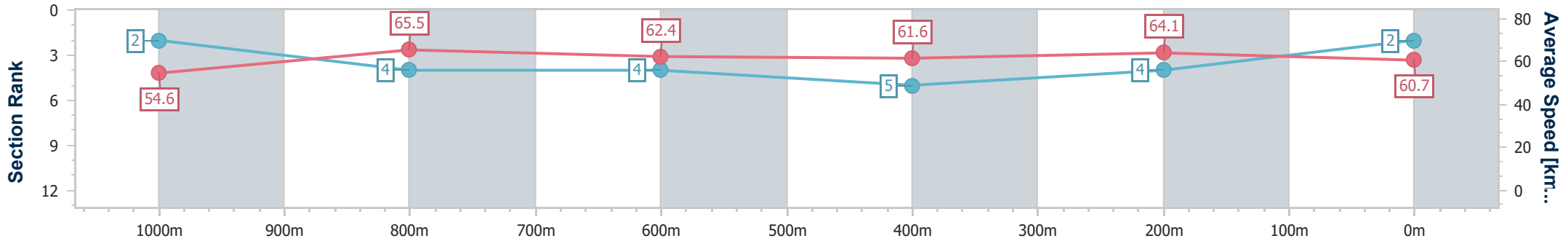


26 August 2023 - 15:27

Track Rating: Good 4, Weather: Fine, Rail Position: +4m Entire Course

BRISBANE RACING CLUB

Section	Overall	1000m	800m	600m	400m	200m
Section Times	1:10.25 [2] (0:13.20)	0:57.05 [2] (0:11.01)	0:46.04 [4] (0:11.44)	0:34.60 [4] (0:11.55)	0:23.05 [5] (0:11.21)	0:11.84 [4] (0:11.84)
Average Speed [km/h]	54.6	65.5	62.4	61.6	64.1	60.7
Top Speed [km/h]	69.9	69.0	65.1	62.7	65.7	64.4
Avg. Dist. to Rail [m]	3.3	1.2	1.5	2.1	1.5	0.8
Avg. Stride Freq. [Hz]	2.4	2.4	2.3	2.3	2.4	2.3
Avg. Stride Length [m]	6.3	7.5	7.6	7.4	7.4	7.2



- [] Ranking at each section and finish
- .-.- No data available at this section
- NA No data available



Horse/Jockey Name	Spin Doctor
Final Rank	3
Fastest Section Time (Section)	0:11.00 (1000m)
Top Speed [km/h] (Section)	68.6 (Overall)
Race State	Finished



Doomben QLD Professional
Race 7: LADBROKES MATES MODE QTIS 3YO PLATE - 1200m

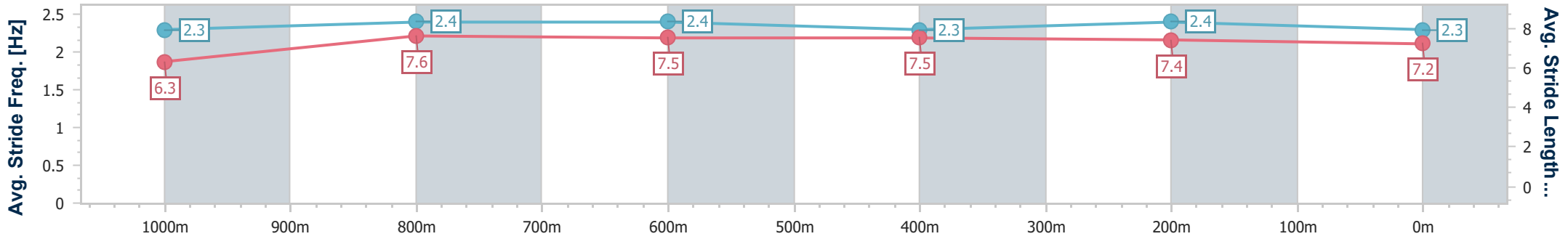
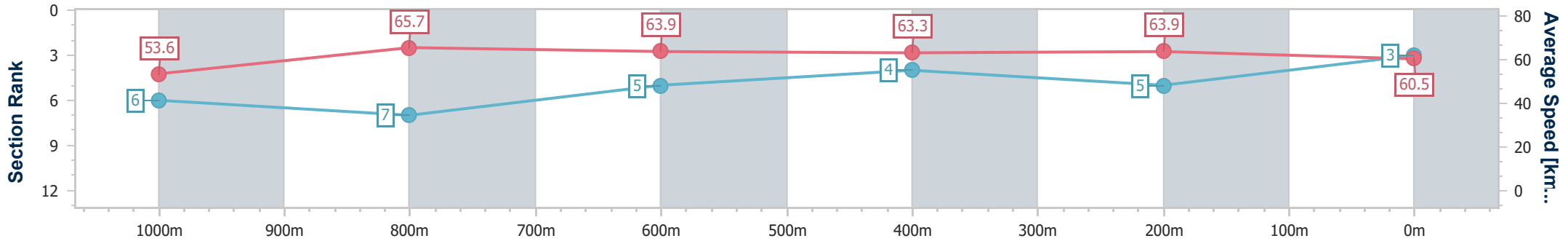


26 August 2023 - 15:27

Track Rating: Good 4, Weather: Fine, Rail Position: +4m Entire Course

BRISBANE RACING CLUB

Section	Overall	1000m	800m	600m	400m	200m
Section Times	1:10.37 [3] (0:13.45)	0:56.92 [6] (0:11.00)	0:45.92 [7] (0:11.32)	0:34.60 [5] (0:11.41)	0:23.19 [4] (0:11.29)	0:11.90 [5] (0:11.90)
Average Speed [km/h]	53.6	65.7	63.9	63.3	63.9	60.5
Top Speed [km/h]	68.6	67.7	65.8	64.0	64.6	63.2
Avg. Dist. to Rail [m]	5.0	1.3	1.0	0.6	2.9	4.5
Avg. Stride Freq. [Hz]	2.3	2.4	2.4	2.3	2.4	2.3
Avg. Stride Length [m]	6.3	7.6	7.5	7.5	7.4	7.2



- [] Ranking at each section and finish
- .-.- No data available at this section
- NA No data available



Horse/Jockey Name	The Player
Final Rank	4
Fastest Section Time (Section)	0:10.92 (1000m)
Top Speed [km/h] (Section)	67.6 (Overall)
Race State	Finished



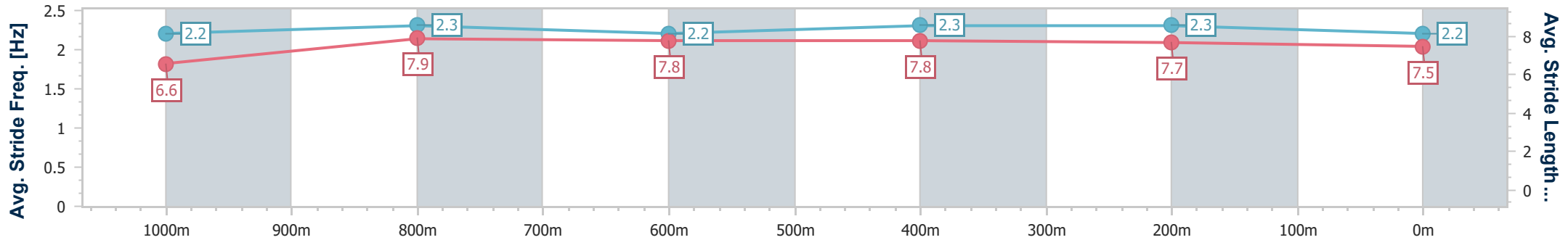
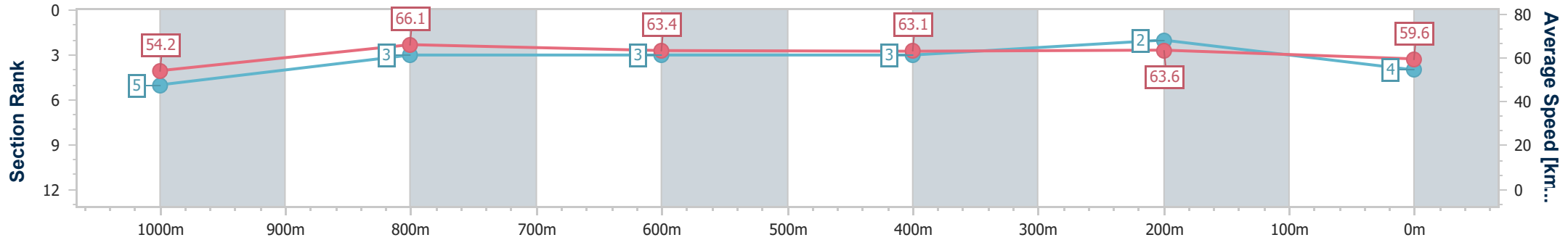
Doomben QLD Professional
Race 7: LADBROKES MATES MODE QTIS 3YO PLATE - 1200m



26 August 2023 - 15:27
Track Rating: Good 4, Weather: Fine, Rail Position: +4m Entire Course

BRISBANE RACING CLUB

Section	Overall	1000m	800m	600m	400m	200m
Section Times	1:10.41 [4] (0:13.29)	0:57.12 [5] (0:10.92)	0:46.20 [3] (0:11.37)	0:34.83 [3] (0:11.42)	0:23.41 [3] (0:11.34)	0:12.07 [2] (0:12.07)
Average Speed [km/h]	54.2	66.1	63.4	63.1	63.6	59.6
Top Speed [km/h]	67.6	67.2	65.1	63.8	64.6	62.4
Avg. Dist. to Rail [m]	1.7	1.2	0.3	0.3	2.7	3.8
Avg. Stride Freq. [Hz]	2.2	2.3	2.2	2.3	2.3	2.2
Avg. Stride Length [m]	6.6	7.9	7.8	7.8	7.7	7.5



- [] Ranking at each section and finish
- .-.- No data available at this section
- NA No data available



Horse/Jockey Name	Glass Of Rose
Final Rank	5
Fastest Section Time (Section)	0:10.91 (1000m)
Top Speed [km/h] (Section)	68.8 (Overall)
Race State	Finished



Doomben QLD Professional
Race 7: LADBROKES MATES MODE QTIS 3YO PLATE - 1200m

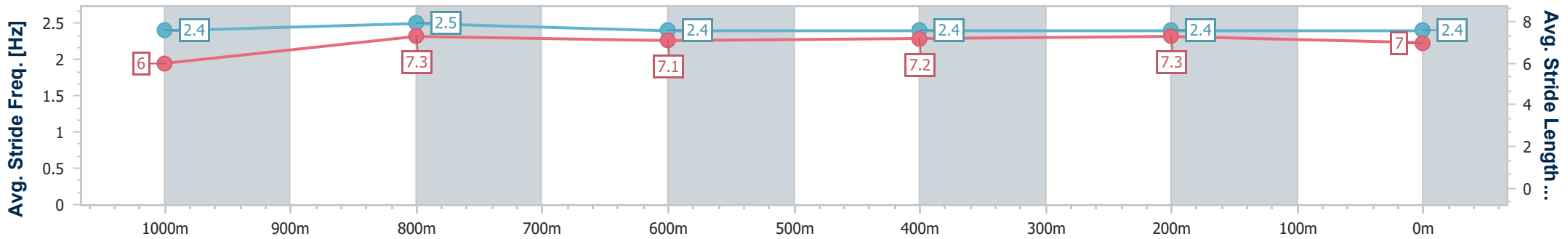
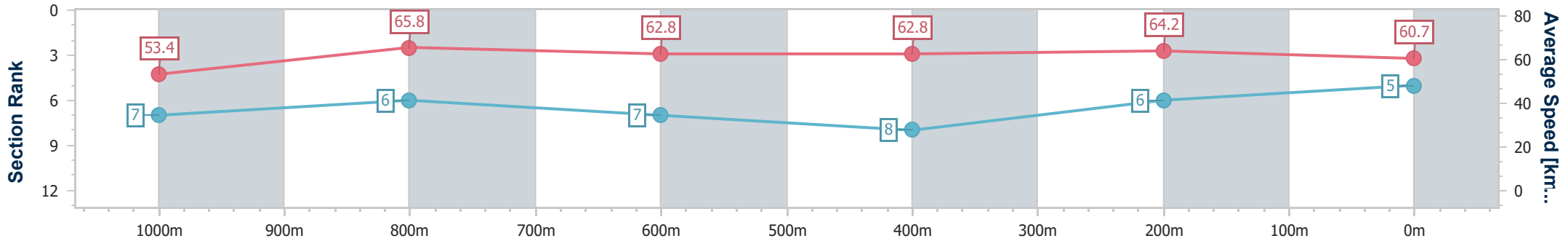


26 August 2023 - 15:27

Track Rating: Good 4, Weather: Fine, Rail Position: +4m Entire Course

BRISBANE RACING CLUB

Section	Overall	1000m	800m	600m	400m	200m
Section Times	1:10.53 [5] (0:13.52)	0:57.01 [7] (0:10.91)	0:46.10 [6] (0:11.42)	0:34.68 [7] (0:11.52)	0:23.16 [8] (0:11.29)	0:11.87 [6] (0:11.87)
Average Speed [km/h]	53.4	65.8	62.8	62.8	64.2	60.7
Top Speed [km/h]	68.8	68.5	65.4	64.7	65.8	63.3
Avg. Dist. to Rail [m]	0.9	0.9	0.8	1.0	5.5	8.0
Avg. Stride Freq. [Hz]	2.4	2.5	2.4	2.4	2.4	2.4
Avg. Stride Length [m]	6.0	7.3	7.1	7.2	7.3	7.0



- [] Ranking at each section and finish
- .-.- No data available at this section
- NA No data available



Horse/Jockey Name	Top Fun
Final Rank	6
Fastest Section Time (Section)	0:11.01 (1000m)
Top Speed [km/h] (Section)	69.7 (Overall)
Race State	Finished



Doomben QLD Professional
Race 7: LADBROKES MATES MODE QTIS 3YO PLATE - 1200m

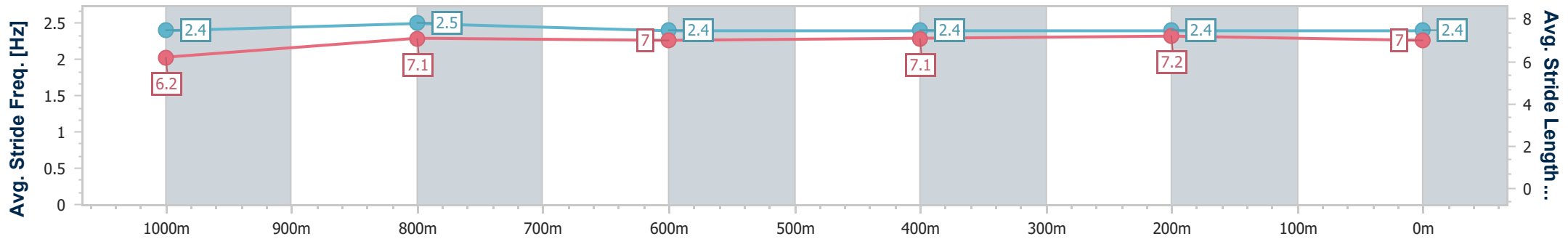
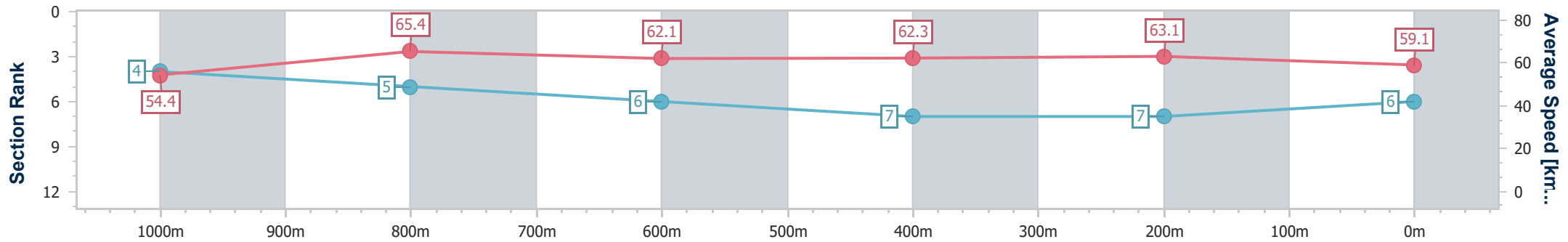


26 August 2023 - 15:27

Track Rating: Good 4, Weather: Fine, Rail Position: +4m Entire Course

BRISBANE RACING CLUB

Section	Overall	1000m	800m	600m	400m	200m
Section Times	1:10.85 [6] (0:13.22)	0:57.63 [4] (0:11.01)	0:46.62 [5] (0:11.60)	0:35.02 [6] (0:11.52)	0:23.50 [7] (0:11.34)	0:12.16 [7] (0:12.16)
Average Speed [km/h]	54.4	65.4	62.1	62.3	63.1	59.1
Top Speed [km/h]	69.7	67.3	63.3	63.3	64.6	63.9
Avg. Dist. to Rail [m]	0.7	0.3	0.5	0.9	1.2	1.3
Avg. Stride Freq. [Hz]	2.4	2.5	2.4	2.4	2.4	2.4
Avg. Stride Length [m]	6.2	7.1	7.0	7.1	7.2	7.0



- [] Ranking at each section and finish
- .-.- No data available at this section
- NA No data available



Horse/Jockey Name	Shot Of Whiskey
Final Rank	7
Fastest Section Time (Section)	0:10.78 (1000m)
Top Speed [km/h] (Section)	69.0 (1000m)
Race State	Finished



Doomben QLD Professional
Race 7: LADBROKES MATES MODE QTIS 3YO PLATE - 1200m

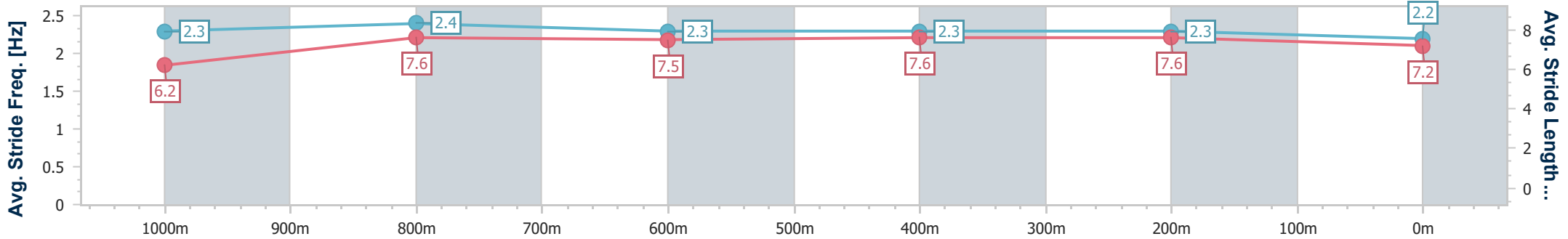
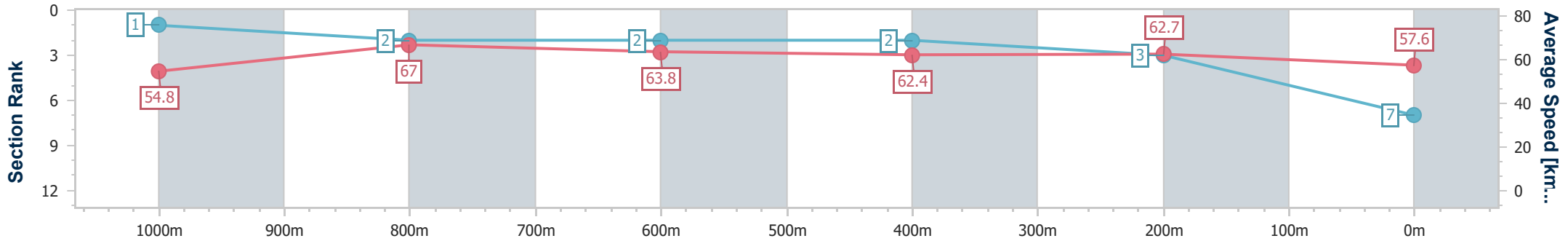


26 August 2023 - 15:27

Track Rating: Good 4, Weather: Fine, Rail Position: +4m Entire Course

BRISBANE RACING CLUB

Section	Overall	1000m	800m	600m	400m	200m
Section Times	1:10.85 [7] (0:13.15)	0:57.70 [1] (0:10.78)	0:46.92 [2] (0:11.36)	0:35.56 [2] (0:11.58)	0:23.98 [2] (0:11.50)	0:12.48 [3] (0:12.48)
Average Speed [km/h]	54.8	67.0	63.8	62.4	62.7	57.6
Top Speed [km/h]	68.2	69.0	65.8	63.0	63.5	62.0
Avg. Dist. to Rail [m]	4.5	2.2	1.1	1.0	1.3	1.2
Avg. Stride Freq. [Hz]	2.3	2.4	2.3	2.3	2.3	2.2
Avg. Stride Length [m]	6.2	7.6	7.5	7.6	7.6	7.2



- [] Ranking at each section and finish
- .-.- No data available at this section
- NA No data available



Horse/Jockey Name	Zelgaria
Final Rank	8
Fastest Section Time (Section)	0:10.83 (1000m)
Top Speed [km/h] (Section)	69.3 (1000m)
Race State	Finished



Doomben QLD Professional
Race 7: LADBROKES MATES MODE QTIS 3YO PLATE - 1200m

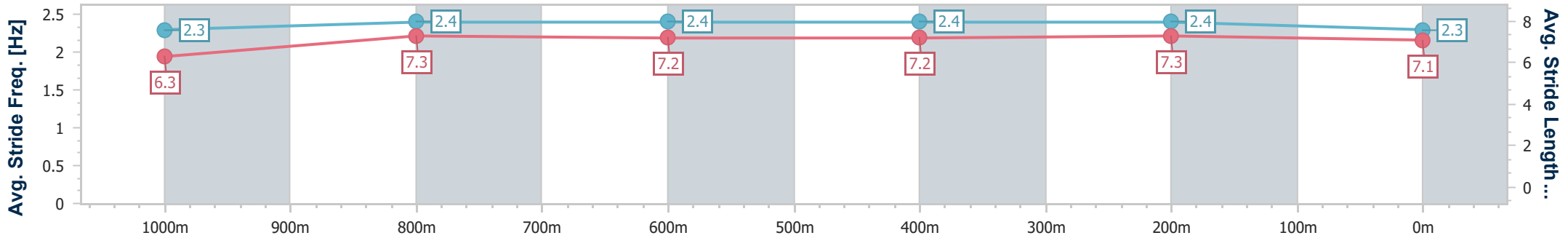
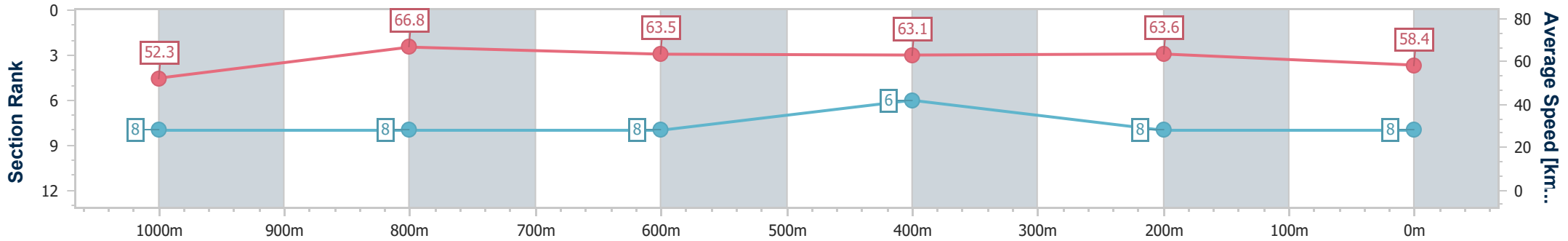


26 August 2023 - 15:27

Track Rating: Good 4, Weather: Fine, Rail Position: +4m Entire Course

BRISBANE RACING CLUB

Section	Overall	1000m	800m	600m	400m	200m
Section Times	1:11.05 [8] (0:13.80)	0:57.25 [8] (0:10.83)	0:46.42 [8] (0:11.33)	0:35.09 [8] (0:11.36)	0:23.73 [6] (0:11.41)	0:12.32 [8] (0:12.32)
Average Speed [km/h]	52.3	66.8	63.5	63.1	63.6	58.4
Top Speed [km/h]	69.0	69.3	64.8	63.7	65.3	62.0
Avg. Dist. to Rail [m]	4.6	1.9	0.7	1.3	5.4	7.4
Avg. Stride Freq. [Hz]	2.3	2.4	2.4	2.4	2.4	2.3
Avg. Stride Length [m]	6.3	7.3	7.2	7.2	7.3	7.1



- [] Ranking at each section and finish
- .-.- No data available at this section
- NA No data available