



# Ladbrokes Cannon Park QLD Professional

## Race 8: BABINDA ELECTRICS LIGHTNING OPEN Handicap - 950m

26 August 2023 - 16:19



Track Rating: soft 7, Weather: Showers, Rail Position: true

Section		Overall	800m	600m	400m	200m	Last 600m					
Field Times		0:55.63 (0:10.09)	0:45.54 (0:10.35)	0:35.19 (0:11.10)	0:24.09 (0:11.79)	0:12.30 (0:12.30)	0:35.19					
Rank	TAB Horse/Jockey	Barrier	Top Speed [km/h]	Fastest Section	Margin					Distance Travelled [m]		
1	2 PRIME RULER Jason Taylor	2	71.0 800m	0:10.29 Overall	0:55.63 [1] (0:10.29)	0:45.34 [3] (0:10.44)	0:34.90 [4] (0:11.18)	0:23.72 [4] (0:11.48)	0:12.24 [2] (0:12.24)	0:55.63	0:34.90	
2	9 MODERNISM Anthony Allen	6	69.4 800m	0:10.38 800m	0:56.07 [2] (0:10.55)	0:45.52 [7] (0:10.38)	0:35.14 [7] (0:11.05)	0:24.09 [5] (0:11.91)	0:12.18 [7] (0:12.18)	2.5L	0:35.14	+0
3	7 GAMBOA Rebecca Wilson	11	69.2 800m	0:10.56 800m	0:56.09 [3] (0:10.62)	0:45.47 [9] (0:10.56)	0:34.91 [9] (0:11.47)	0:23.44 [9] (0:11.55)	0:11.89 [9] (0:11.89)	2.6L	0:34.91	+1
4	1 DESERT COWBOY Krysten Swaffer	9	72.4 800m	0:10.28 Overall	0:56.10 [4] (0:10.28)	0:45.82 [2] (0:10.28)	0:35.54 [2] (0:11.31)	0:24.23 [3] (0:11.88)	0:12.35 [4] (0:12.35)	2.7L	0:35.54	+9
5	8 AVATEA Morgan Butler	7	70.3 800m	0:10.29 Overall	0:56.15 [5] (0:10.29)	0:45.86 [3] (0:10.34)	0:35.52 [3] (0:11.20)	0:24.32 [2] (0:11.77)	0:12.55 [3] (0:12.55)	2.9L	0:35.52	-1
6	4 INCHING CLOSER Rachel Shred	1	68.4 800m	0:10.30 Overall	0:56.22 [6] (0:10.30)	0:45.92 [5] (0:10.61)	0:35.31 [6] (0:11.24)	0:24.07 [7] (0:11.73)	0:12.34 [6] (0:12.34)	3.2L	0:35.31	-4
7	11 STARFILLY Adrian Layt	10	69.5 800m	0:10.40 800m	0:56.29 [7] (0:10.56)	0:45.73 [8] (0:10.40)	0:35.33 [8] (0:11.39)	0:23.94 [8] (0:11.50)	0:12.44 [5] (0:12.44)	3.5L	0:35.33	+3
8	6 ASPEN LAD Natalea Summers	3	71.9 800m	0:10.09 Overall	0:56.93 [8] (0:10.09)	0:46.84 [1] (0:10.35)	0:36.49 [1] (0:11.10)	0:25.39 [1] (0:11.79)	0:13.60 [1] (0:13.60)	7.3L	0:36.49	-1
9	3 HIGHER REALM Lacey Morrison	5	69.2 800m	0:10.33 Overall	0:57.33 [9] (0:10.33)	0:47.00 [6] (0:10.54)	0:36.46 [5] (0:11.27)	0:25.19 [6] (0:11.88)	0:13.31 [8] (0:13.31)	9.6L	0:36.46	+0

Scratched: Ruby July (#5), Hurtle (#10)

[ ] Ranking at each section and finish  
 -:-:- No data available at this section  
 NA No data available

SCN Saddle cloth number  
 DNF Did not finish  
 DNT Did not track



Horse/Jockey Name	Prime Ruler
Final Rank	1
Fastest Section Time (Section)	0:10.29 (Overall)
Top Speed [km/h] (Section)	71.0 (800m)
Race State	Finished



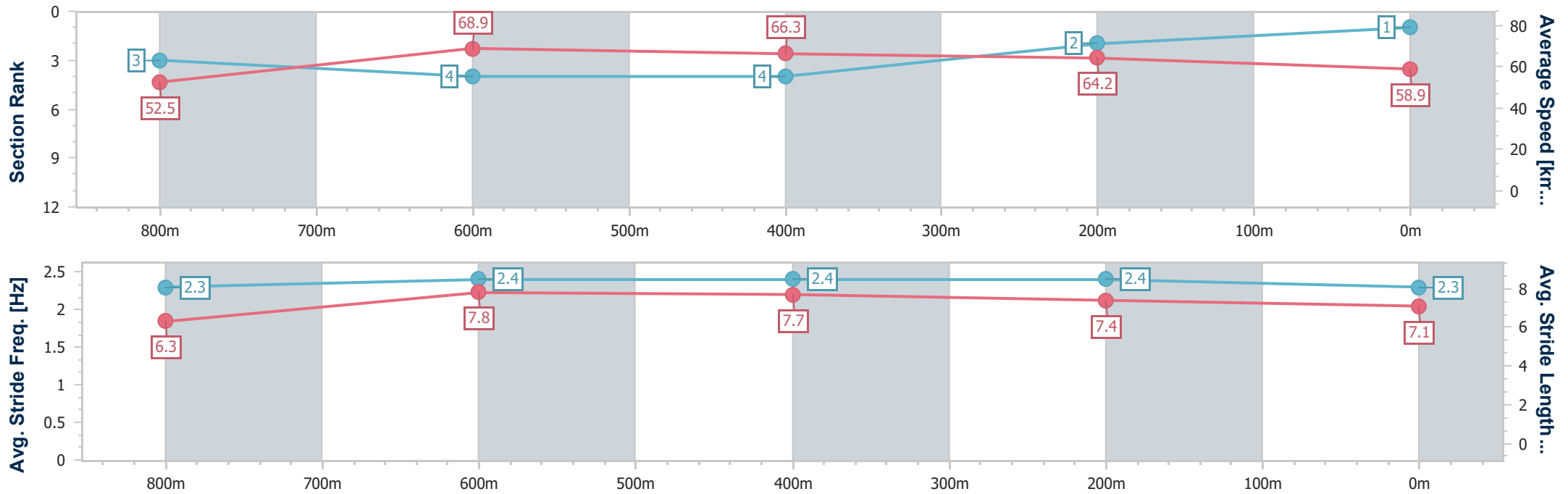
Ladbroke's Cannon Park QLD Professional  
 Race 8: BABINDA ELECTRICS LIGHTNING OPEN Handicap - 950m

26 August 2023 - 16:19

Track Rating: soft 7, Weather: Showers, Rail Position: true



Section	Overall	800m	600m	400m	200m
Section Times	0:55.63 [1] (0:10.29)	0:45.34 [3] (0:10.44)	0:34.90 [4] (0:11.18)	0:23.72 [4] (0:11.48)	0:12.24 [2] (0:12.24)
Average Speed [km/h]	52.5	68.9	66.3	64.2	58.9
Top Speed [km/h]	66.7	71.0	68.6	66.2	63.1
Avg. Dist. to Rail [m]	3.3	3.4	4.5	8.8	8.7
Avg. Stride Freq. [Hz]	2.3	2.4	2.4	2.4	2.3
Avg. Stride Length [m]	6.3	7.8	7.7	7.4	7.1



- [ ] Ranking at each section and finish
- .-.- No data available at this section
- NA No data available



Horse/Jockey Name	Modernism
Final Rank	2
Fastest Section Time (Section)	0:10.38 (800m)
Top Speed [km/h] (Section)	69.4 (800m)
Race State	Finished



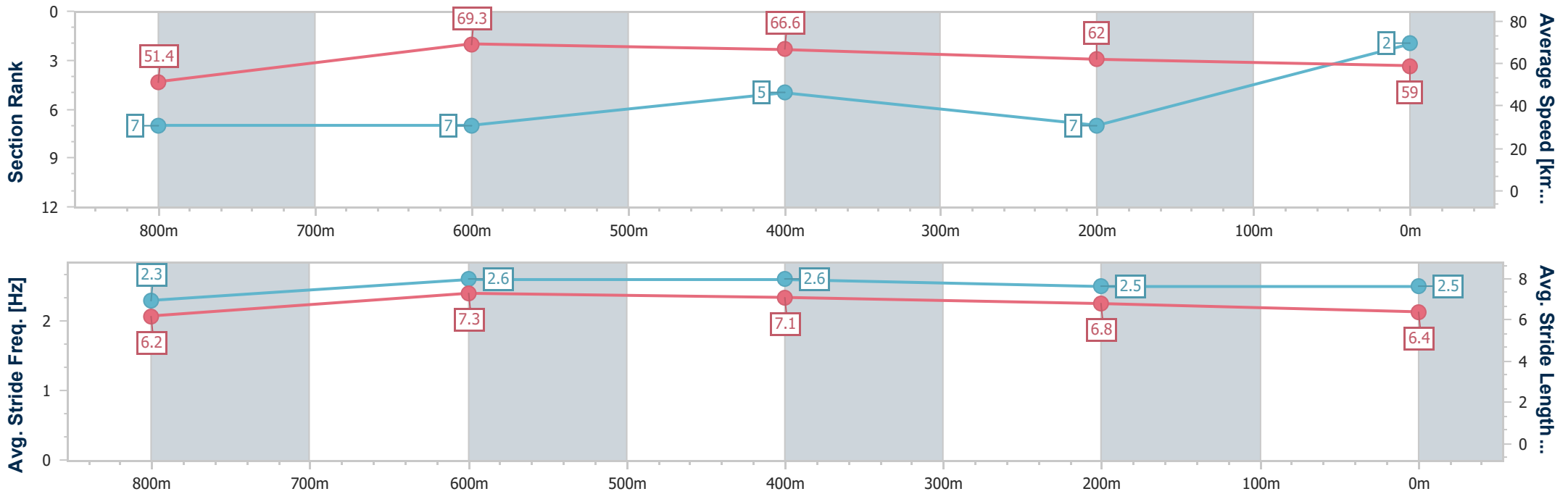
Ladbrokes Cannon Park QLD Professional  
Race 8: BABINDA ELECTRICS LIGHTNING OPEN Handicap - 950m

26 August 2023 - 16:19

Track Rating: soft 7, Weather: Showers, Rail Position: true



Section	Overall	800m	600m	400m	200m
Section Times	0:56.07 [2] (0:10.55)	0:45.52 [7] (0:10.38)	0:35.14 [7] (0:11.05)	0:24.09 [5] (0:11.91)	0:12.18 [7] (0:12.18)
Average Speed [km/h]	51.4	69.3	66.6	62.0	59.0
Top Speed [km/h]	67.3	69.4	67.8	64.2	62.2
Avg. Dist. to Rail [m]	6.0	3.4	3.6	10.5	14.5
Avg. Stride Freq. [Hz]	2.3	2.6	2.6	2.5	2.5
Avg. Stride Length [m]	6.2	7.3	7.1	6.8	6.4



- [ ] Ranking at each section and finish
- .-.- No data available at this section
- NA No data available



Horse/Jockey Name	Gamboa
Final Rank	3
Fastest Section Time (Section)	0:10.56 (800m)
Top Speed [km/h] (Section)	69.2 (800m)
Race State	Finished



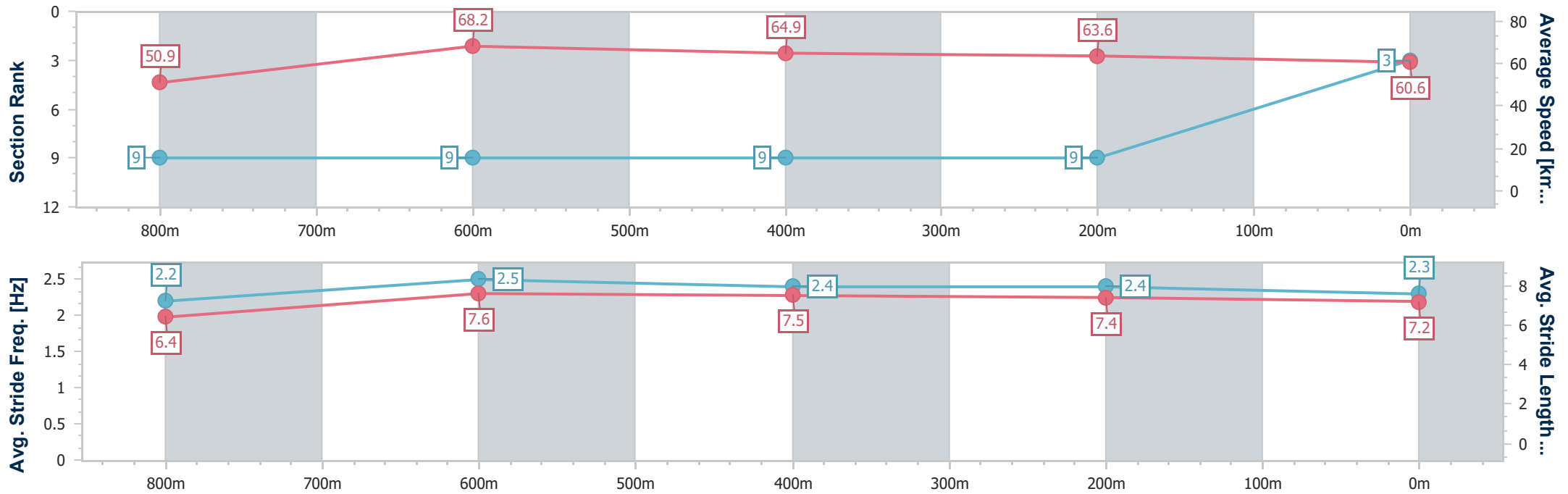
Ladbroke's Cannon Park QLD Professional  
Race 8: BABINDA ELECTRICS LIGHTNING OPEN Handicap - 950m



26 August 2023 - 16:19

Track Rating: soft 7, Weather: Showers, Rail Position: true

Section	Overall	800m	600m	400m	200m
Section Times	0:56.09 [3] (0:10.62)	0:45.47 [9] (0:10.56)	0:34.91 [9] (0:11.47)	0:23.44 [9] (0:11.55)	0:11.89 [9] (0:11.89)
Average Speed [km/h]	50.9	68.2	64.9	63.6	60.6
Top Speed [km/h]	66.7	69.2	67.4	64.3	63.8
Avg. Dist. to Rail [m]	9.9	6.9	5.8	9.1	13.3
Avg. Stride Freq. [Hz]	2.2	2.5	2.4	2.4	2.3
Avg. Stride Length [m]	6.4	7.6	7.5	7.4	7.2



- [ ] Ranking at each section and finish
- .-.- No data available at this section
- NA No data available



Horse/Jockey Name	Desert Cowboy
Final Rank	4
Fastest Section Time (Section)	0:10.28 (Overall)
Top Speed [km/h] (Section)	72.4 (800m)
Race State	Finished



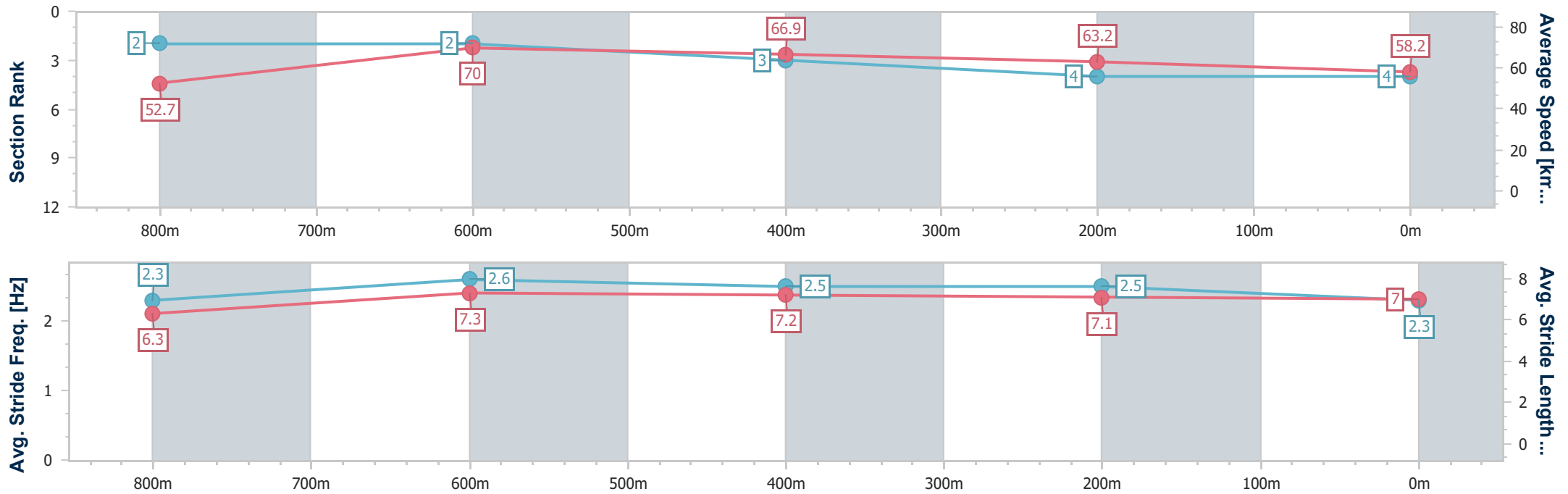
Ladbroke's Cannon Park QLD Professional  
Race 8: BABINDA ELECTRICS LIGHTNING OPEN Handicap - 950m

26 August 2023 - 16:19

Track Rating: soft 7, Weather: Showers, Rail Position: true



Section	Overall	800m	600m	400m	200m
Section Times	0:56.10 [4] (0:10.28)	0:45.82 [2] (0:10.28)	0:35.54 [2] (0:11.31)	0:24.23 [3] (0:11.88)	0:12.35 [4] (0:12.35)
Average Speed [km/h]	52.7	70.0	66.9	63.2	58.2
Top Speed [km/h]	69.1	72.4	68.4	65.8	62.6
Avg. Dist. to Rail [m]	9.3	8.4	8.4	13.7	13.1
Avg. Stride Freq. [Hz]	2.3	2.6	2.5	2.5	2.3
Avg. Stride Length [m]	6.3	7.3	7.2	7.1	7.0



- [ ] Ranking at each section and finish
- .-.- No data available at this section
- NA No data available



Horse/Jockey Name	Avatea
Final Rank	5
Fastest Section Time (Section)	0:10.29 (Overall)
Top Speed [km/h] (Section)	70.3 (800m)
Race State	Finished



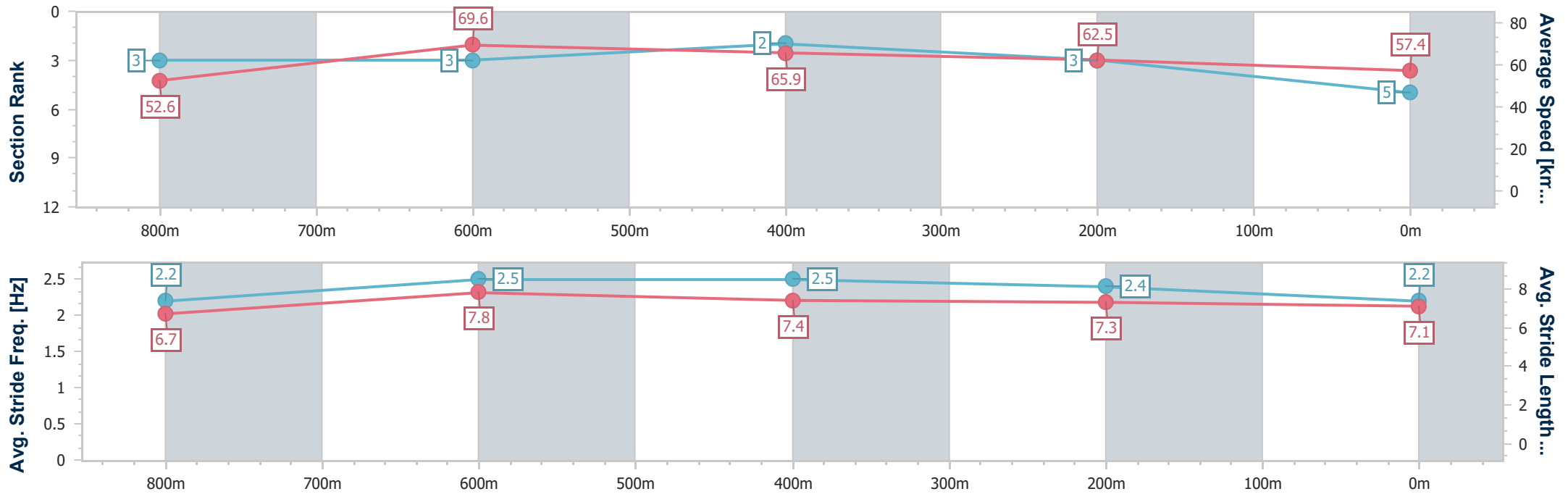
Ladbrokes Cannon Park QLD Professional  
Race 8: BABINDA ELECTRICS LIGHTNING OPEN Handicap - 950m

26 August 2023 - 16:19

Track Rating: soft 7, Weather: Showers, Rail Position: true



Section	Overall	800m	600m	400m	200m
Section Times	0:56.15 [5] (0:10.29)	0:45.86 [3] (0:10.34)	0:35.52 [3] (0:11.20)	0:24.32 [2] (0:11.77)	0:12.55 [3] (0:12.55)
Average Speed [km/h]	52.6	69.6	65.9	62.5	57.4
Top Speed [km/h]	69.5	70.3	68.7	63.5	61.9
Avg. Dist. to Rail [m]	7.1	4.8	4.0	8.1	9.0
Avg. Stride Freq. [Hz]	2.2	2.5	2.5	2.4	2.2
Avg. Stride Length [m]	6.7	7.8	7.4	7.3	7.1



- [ ] Ranking at each section and finish
- .-.- No data available at this section
- NA No data available



Horse/Jockey Name	Inching Closer
Final Rank	6
Fastest Section Time (Section)	0:10.30 (Overall)
Top Speed [km/h] (Section)	68.4 (800m)
Race State	Finished



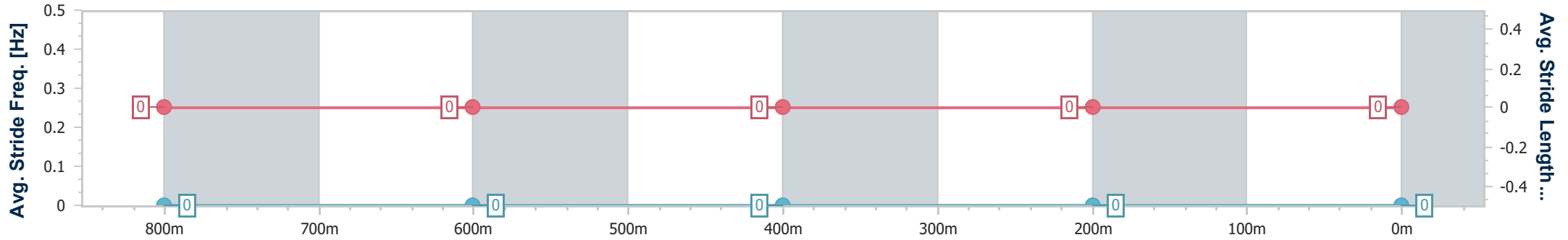
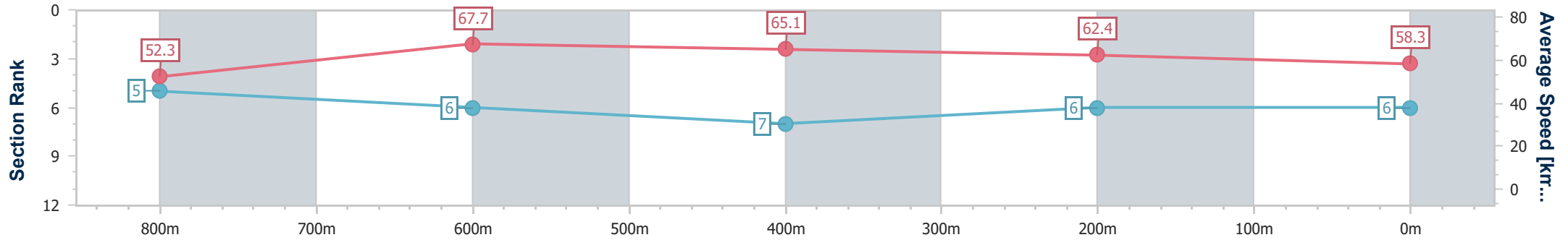
Ladbroke's Cannon Park QLD Professional  
 Race 8: BABINDA ELECTRICS LIGHTNING OPEN Handicap - 950m

26 August 2023 - 16:19

Track Rating: soft 7, Weather: Showers, Rail Position: true



Section	Overall	800m	600m	400m	200m
Section Times	0:56.22 [6] (0:10.30)	0:45.92 [5] (0:10.61)	0:35.31 [6] (0:11.24)	0:24.07 [7] (0:11.73)	0:12.34 [6] (0:12.34)
Average Speed [km/h]	52.3	67.7	65.1	62.4	58.3
Top Speed [km/h]	67.6	68.4	67.5	63.1	61.6
Avg. Dist. to Rail [m]	1.9	0.6	1.9	6.3	3.7
Avg. Stride Freq. [Hz]	---	---	---	---	---
Avg. Stride Length [m]	---	---	---	---	---



- [ ] Ranking at each section and finish
- No data available at this section
- NA No data available



Horse/Jockey Name	Starfilly
Final Rank	7
Fastest Section Time (Section)	0:10.40 (800m)
Top Speed [km/h] (Section)	69.5 (800m)
Race State	Finished



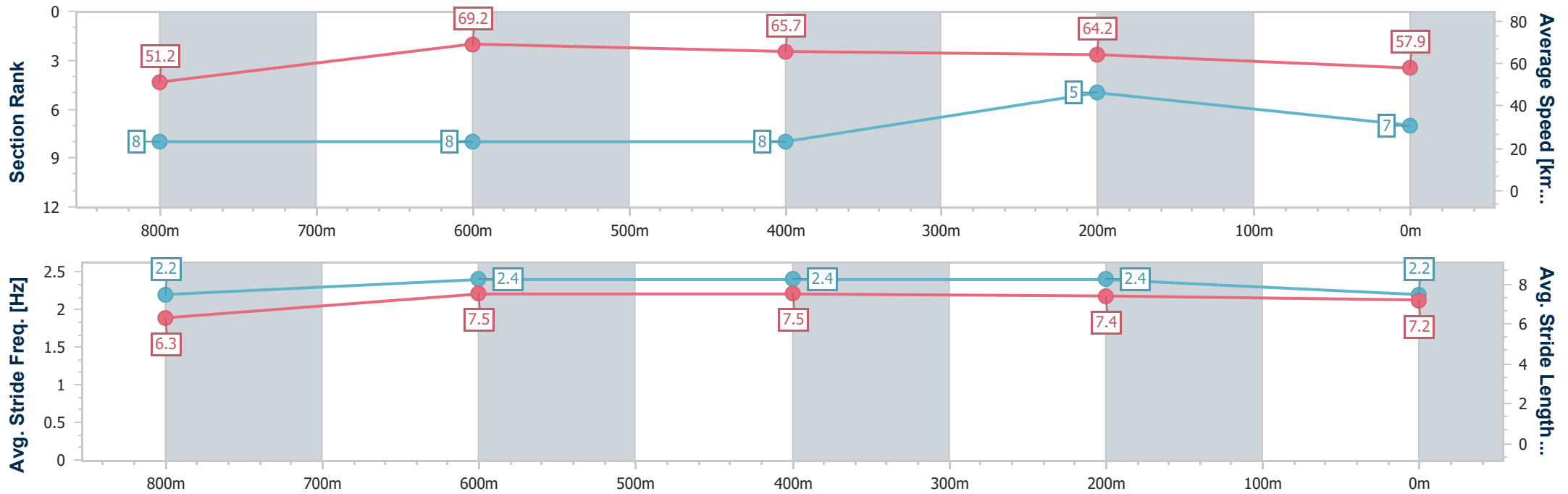
Ladbroke's Cannon Park QLD Professional  
 Race 8: BABINDA ELECTRICS LIGHTNING OPEN Handicap - 950m



26 August 2023 - 16:19

Track Rating: soft 7, Weather: Showers, Rail Position: true

Section	Overall	800m	600m	400m	200m
Section Times	0:56.29 [7] (0:10.56)	0:45.73 [8] (0:10.40)	0:35.33 [8] (0:11.39)	0:23.94 [8] (0:11.50)	0:12.44 [5] (0:12.44)
Average Speed [km/h]	51.2	69.2	65.7	64.2	57.9
Top Speed [km/h]	68.1	69.5	67.7	65.4	62.3
Avg. Dist. to Rail [m]	8.4	4.5	5.6	9.8	10.9
Avg. Stride Freq. [Hz]	2.2	2.4	2.4	2.4	2.2
Avg. Stride Length [m]	6.3	7.5	7.5	7.4	7.2



- [ ] Ranking at each section and finish
- .-.- No data available at this section
- NA No data available





Horse/Jockey Name	Aspen Lad
Final Rank	8
Fastest Section Time (Section)	0:10.09 (Overall)
Top Speed [km/h] (Section)	71.9 (800m)
Race State	Finished



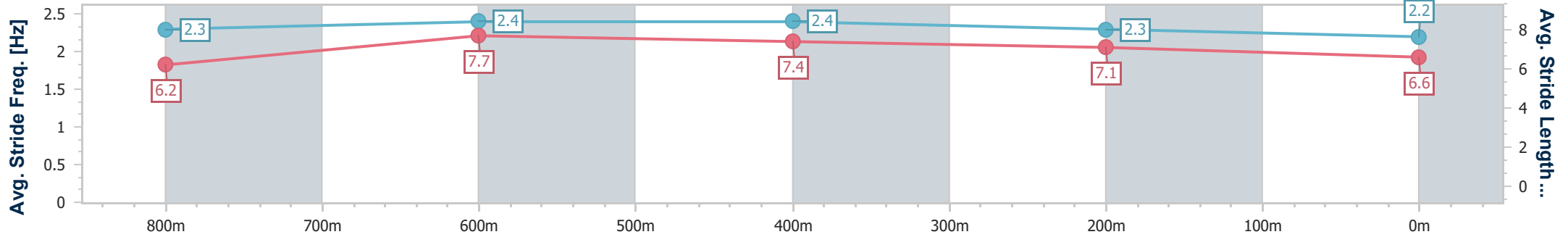
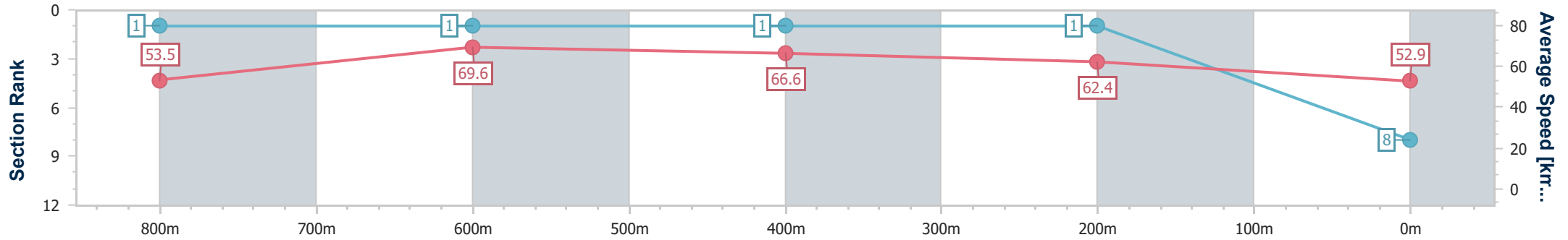
Ladbrokes Cannon Park QLD Professional  
Race 8: BABINDA ELECTRICS LIGHTNING OPEN Handicap - 950m

26 August 2023 - 16:19

Track Rating: soft 7, Weather: Showers, Rail Position: true



Section	Overall	800m	600m	400m	200m
Section Times	0:56.93 [8] (0:10.09)	0:46.84 [1] (0:10.35)	0:36.49 [1] (0:11.10)	0:25.39 [1] (0:11.79)	0:13.60 [1] (0:13.60)
Average Speed [km/h]	53.5	69.6	66.6	62.4	52.9
Top Speed [km/h]	70.0	71.9	69.7	64.4	57.9
Avg. Dist. to Rail [m]	5.0	3.4	4.3	6.1	4.1
Avg. Stride Freq. [Hz]	2.3	2.4	2.4	2.3	2.2
Avg. Stride Length [m]	6.2	7.7	7.4	7.1	6.6



- [ ] Ranking at each section and finish
- .-.- No data available at this section
- NA No data available



Horse/Jockey Name	Higher Realm
Final Rank	9
Fastest Section Time (Section)	0:10.33 (Overall)
Top Speed [km/h] (Section)	69.2 (800m)
Race State	Finished



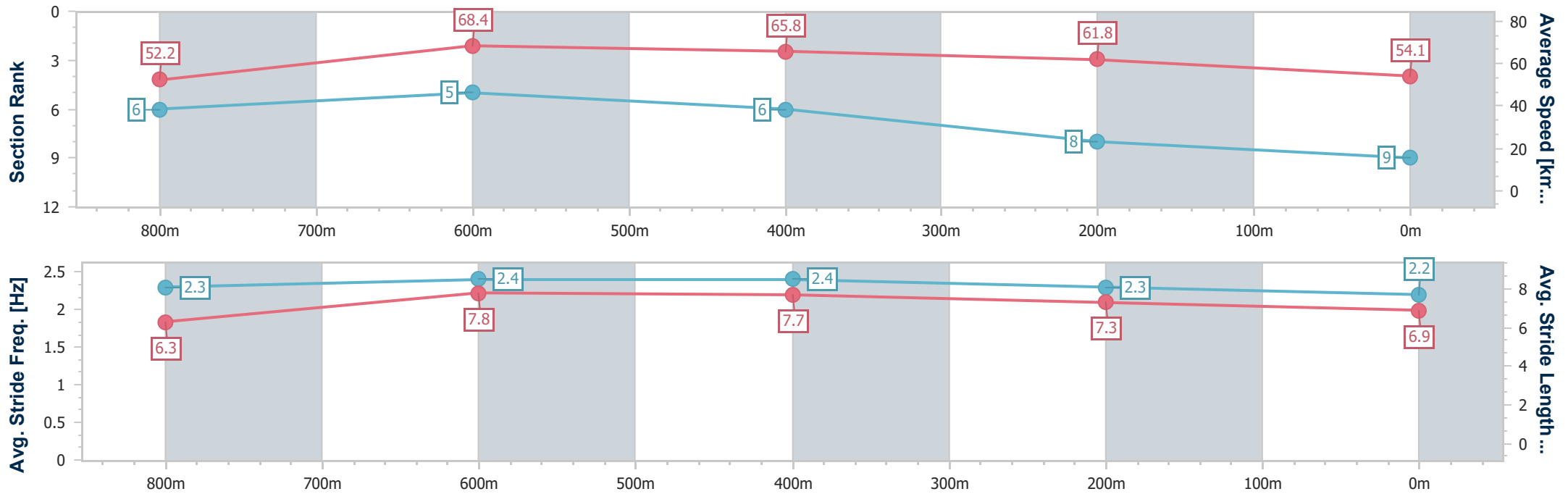
Ladbroke's Cannon Park QLD Professional  
 Race 8: BABINDA ELECTRICS LIGHTNING OPEN Handicap - 950m



26 August 2023 - 16:19

Track Rating: soft 7, Weather: Showers, Rail Position: true

Section	Overall	800m	600m	400m	200m
Section Times	0:57.33 [9] (0:10.33)	0:47.00 [6] (0:10.54)	0:36.46 [5] (0:11.27)	0:25.19 [6] (0:11.88)	0:13.31 [8] (0:13.31)
Average Speed [km/h]	52.2	68.4	65.8	61.8	54.1
Top Speed [km/h]	67.7	69.2	68.0	63.3	59.9
Avg. Dist. to Rail [m]	6.1	4.0	4.6	7.9	8.9
Avg. Stride Freq. [Hz]	2.3	2.4	2.4	2.3	2.2
Avg. Stride Length [m]	6.3	7.8	7.7	7.3	6.9



- [ ] Ranking at each section and finish
- .-.- No data available at this section
- NA No data available