



**Doomben QLD Professional**  
**Race 3: COUNTRY MUSIC RACEDAY 9 SEPTEMBER BENCHMARK 75**  
**Handicap - 1660m**  
**30 August 2023 - 13:43**



BRISBANE  
RACING CLUB

Track Rating: Good 4, Weather: Fine, Rail Position: +10m Entire Course

| Section     |  | Overall              | 1400m                | 1200m                | 1000m                    | 800m                     | 600m                     | 400m                     | Last 600m                |                          |                          |         |     |
|-------------|--|----------------------|----------------------|----------------------|--------------------------|--------------------------|--------------------------|--------------------------|--------------------------|--------------------------|--------------------------|---------|-----|
| Field Times |  | 1:39.38<br>(0:17.69) | 1:21.69<br>(0:12.08) | 1:09.61<br>(0:11.65) | 0:57.96<br>(0:11.84)     | 0:46.12<br>(0:11.72)     | 0:34.40<br>(0:11.30)     | 0:23.10<br>(0:11.14)     | 0:34.40                  |                          |                          |         |     |
| Rank        | TAB Horse/Jockey                             | Barrier              | Top Speed [km/h]     | Fastest Section      | Distance Travelled [m]   |                          |                          |                          |                          |                          |                          |         |     |
| 1           | 2 <b>BEAUFORT PARK</b><br>Noel Callow        | 5                    | 67.1<br>400m         | 0:10.96<br>400m      | 1:39.38 [1]<br>(0:18.39) | 1:20.99 [7]<br>(0:11.96) | 1:09.03 [7]<br>(0:11.64) | 0:57.39 [7]<br>(0:11.91) | 0:45.48 [7]<br>(0:11.67) | 0:33.81 [7]<br>(0:11.22) | 0:22.59 [8]<br>(0:10.96) | 0:33.81 |     |
| 2           | 1 <b>MENAZZI</b><br>Bailey Wheeler           | 6                    | 65.8<br>400m         | 0:11.14<br>400m      | 1:39.46 [2]<br>(0:17.69) | 1:21.77 [1]<br>(0:12.08) | 1:09.69 [1]<br>(0:11.65) | 0:58.04 [1]<br>(0:11.85) | 0:46.19 [2]<br>(0:11.81) | 0:34.38 [2]<br>(0:11.20) | 0:23.18 [2]<br>(0:11.14) | 0:34.38 | -12 |
| 3           | 9 <b>FIVE CROWNS</b><br>Andrew Mallyon       | 8                    | 66.3<br>400m         | 0:11.02<br>400m      | 1:39.47 [3]<br>(0:18.60) | 1:20.87 [8]<br>(0:12.01) | 1:08.86 [8]<br>(0:11.66) | 0:57.20 [8]<br>(0:11.87) | 0:45.33 [9]<br>(0:11.51) | 0:33.82 [8]<br>(0:11.10) | 0:22.72 [6]<br>(0:11.02) | 0:33.82 | -8  |
| 4           | 6 <b>MAGIC CONQUEROR</b><br>Angela Jones     | 7                    | 65.2<br>400m         | 0:11.23<br>400m      | 1:39.48 [4]<br>(0:17.85) | 1:21.63 [2]<br>(0:11.94) | 1:09.69 [2]<br>(0:11.67) | 0:58.02 [2]<br>(0:11.80) | 0:46.22 [1]<br>(0:11.72) | 0:34.50 [1]<br>(0:11.30) | 0:23.20 [1]<br>(0:11.23) | 0:34.50 | -7  |
| 5           | 5 <b>ENUFF HE SAID</b><br>Jake Bayliss       | 2                    | 65.1<br>400m         | 0:11.22<br>400m      | 1:39.57 [5]<br>(0:18.02) | 1:21.55 [3]<br>(0:12.06) | 1:09.49 [5]<br>(0:11.60) | 0:57.89 [5]<br>(0:11.85) | 0:46.04 [5]<br>(0:11.76) | 0:34.28 [5]<br>(0:11.29) | 0:22.99 [4]<br>(0:11.22) | 0:34.28 | -5  |
| 6           | 8 <b>BEEF WEEK PRINCESS</b><br>Kirk Matheson | 3                    | 65.8<br>600m         | 0:11.24<br>600m      | 1:39.83 [6]<br>(0:18.29) | 1:21.54 [6]<br>(0:12.05) | 1:09.49 [6]<br>(0:11.57) | 0:57.92 [6]<br>(0:11.87) | 0:46.05 [6]<br>(0:11.73) | 0:34.32 [6]<br>(0:11.24) | 0:23.08 [7]<br>(0:11.26) | 0:34.32 | -8  |
| 7           | 7 <b>SUBTERRANEAN</b><br>Ben Thompson        | 4                    | 66.6<br>400m         | 0:11.03<br>400m      | 1:39.98 [7]<br>(0:18.72) | 1:21.26 [9]<br>(0:11.92) | 1:09.34 [9]<br>(0:11.65) | 0:57.69 [9]<br>(0:11.76) | 0:45.93 [8]<br>(0:11.62) | 0:34.31 [9]<br>(0:11.32) | 0:22.99 [9]<br>(0:11.03) | 0:34.31 | -9  |
| 8           | 3 <b>APPLICATIONS</b><br>Damien Thornton     | 9                    | 65.6<br>400m         | 0:11.31<br>400m      | 1:40.06 [8]<br>(0:18.26) | 1:21.80 [5]<br>(0:11.73) | 1:10.07 [3]<br>(0:11.58) | 0:58.49 [3]<br>(0:11.85) | 0:46.64 [3]<br>(0:11.79) | 0:34.85 [3]<br>(0:11.33) | 0:23.52 [3]<br>(0:11.31) | 0:34.85 | -2  |
| 9           | 4 <b>KHAALIS</b><br>James Orman              | 1                    | 64.7<br>600m         | 0:11.33<br>400m      | 1:40.38 [9]<br>(0:18.11) | 1:22.27 [4]<br>(0:11.91) | 1:10.36 [4]<br>(0:11.59) | 0:58.77 [4]<br>(0:11.82) | 0:46.95 [4]<br>(0:11.78) | 0:35.17 [4]<br>(0:11.38) | 0:23.79 [5]<br>(0:11.33) | 0:35.17 | -11 |

[ ] Ranking at each section and finish  
 -:-:- No data available at this section  
 NA No data available

SCN Saddle cloth number  
 DNF Did not finish  
 DNT Did not track



**Doomben QLD Professional**  
**Race 3: COUNTRY MUSIC RACEDAY 9 SEPTEMBER BENCHMARK 75**  
**Handicap - 1660m**  
**30 August 2023 - 13:43**



Track Rating: Good 4, Weather: Fine, Rail Position: +10m Entire Course

| Section     |     |  |         | 200m                 |                 |                          |         | Last 600m |                        |     |
|-------------|-----|--|---------|----------------------|-----------------|--------------------------|---------|-----------|------------------------|-----|
| Field Times |     |  |         | 0:11.96<br>(0:11.96) |                 |                          |         | 0:34.40   |                        |     |
| Rank        | TAB | Horse/Jockey                               | Barrier | Top Speed [km/h]     | Fastest Section | Margin                   |         |           | Distance Travelled [m] |     |
| 1           | 2   | <b>BEAUFORT PARK</b><br>Noel Callow        | 5       | 67.1<br>400m         | 0:10.96<br>400m | 0:11.63 [3]<br>(0:11.63) | 1:39.38 |           | 0:33.81                |     |
| 2           | 1   | <b>MENAZZI</b><br>Bailey Wheeler           | 6       | 65.8<br>400m         | 0:11.14<br>400m | 0:12.04 [1]<br>(0:12.04) | 0.44L   |           | 0:34.38                | -12 |
| 3           | 9   | <b>FIVE CROWNS</b><br>Andrew Mallyon       | 8       | 66.3<br>400m         | 0:11.02<br>400m | 0:11.70 [4]<br>(0:11.70) | 0.49L   |           | 0:33.82                | -8  |
| 4           | 6   | <b>MAGIC CONQUEROR</b><br>Angela Jones     | 7       | 65.2<br>400m         | 0:11.23<br>400m | 0:11.97 [2]<br>(0:11.97) | 0.6L    |           | 0:34.50                | -7  |
| 5           | 5   | <b>ENUFF HE SAID</b><br>Jake Bayliss       | 2       | 65.1<br>400m         | 0:11.22<br>400m | 0:11.77 [5]<br>(0:11.77) | 1.09L   |           | 0:34.28                | -5  |
| 6           | 8   | <b>BEEF WEEK PRINCESS</b><br>Kirk Matheson | 3       | 65.8<br>600m         | 0:11.24<br>600m | 0:11.82 [8]<br>(0:11.82) | 2.6L    |           | 0:34.32                | -8  |
| 7           | 7   | <b>SUBTERRANEAN</b><br>Ben Thompson        | 4       | 66.6<br>400m         | 0:11.03<br>400m | 0:11.96 [9]<br>(0:11.96) | 3.51L   |           | 0:34.31                | -9  |
| 8           | 3   | <b>APPLICATIONS</b><br>Damien Thornton     | 9       | 65.6<br>400m         | 0:11.31<br>400m | 0:12.21 [6]<br>(0:12.21) | 3.97L   |           | 0:34.85                | -2  |
| 9           | 4   | <b>KHAALIS</b><br>James Orman              | 1       | 64.7<br>600m         | 0:11.33<br>400m | 0:12.46 [7]<br>(0:12.46) | 5.86L   |           | 0:35.17                | -11 |



|                                |                |
|--------------------------------|----------------|
| Horse/Jockey Name              | Beaufort Park  |
| Final Rank                     | 1              |
| Fastest Section Time (Section) | 0:10.96 (400m) |
| Top Speed [km/h] (Section)     | 67.1 (400m)    |
| Race State                     | Finished       |

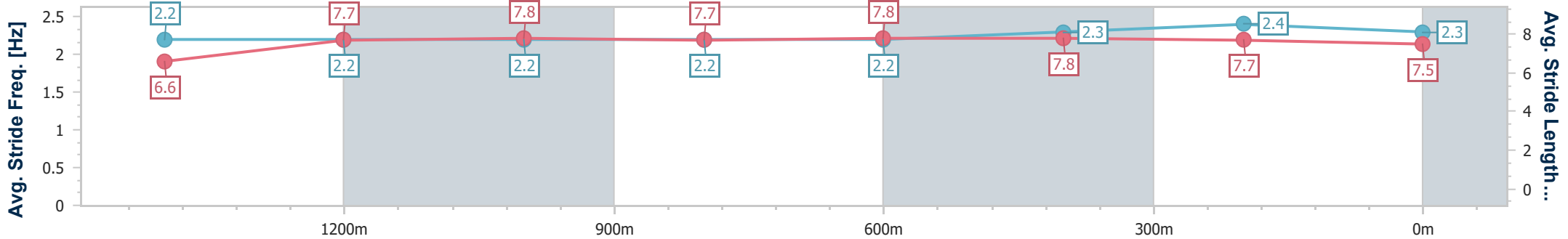
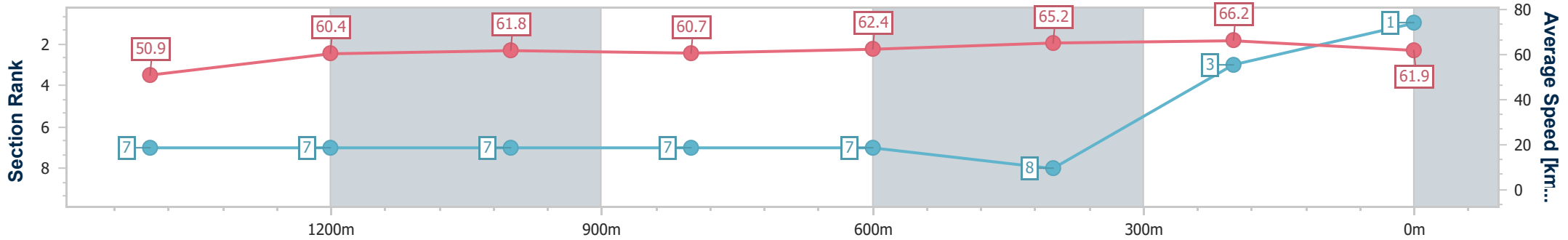


**Doomben QLD Professional**  
**Race 3: COUNTRY MUSIC RACEDAY 9 SEPTEMBER**  
**BENCHMARK 75 Handicap - 1660m**  
 30 August 2023 - 13:43  
 Track Rating: Good 4, Weather: Fine, Rail Position: +10m Entire Course



BRISBANE  
RACING CLUB

| Section                | Overall                  | 1400m                    | 1200m                    | 1000m                    | 800m                     | 600m                     | 400m                     | 200m        |  |  |  |  |  |  |
|------------------------|--------------------------|--------------------------|--------------------------|--------------------------|--------------------------|--------------------------|--------------------------|-------------|--|--|--|--|--|--|
| Section Times          | 1:39.38 [1]<br>(0:18.39) | 1:20.99 [7]<br>(0:11.96) | 1:09.03 [7]<br>(0:11.64) | 0:57.39 [7]<br>(0:11.91) | 0:45.48 [7]<br>(0:11.67) | 0:33.81 [7]<br>(0:11.22) | 0:22.59 [8]<br>(0:10.96) | 0:11.63 [3] |  |  |  |  |  |  |
| Average Speed [km/h]   | 50.9                     | 60.4                     | 61.8                     | 60.7                     | 62.4                     | 65.2                     | 66.2                     | 61.9        |  |  |  |  |  |  |
| Top Speed [km/h]       | 60.5                     | 61.9                     | 62.5                     | 61.8                     | 63.6                     | 66.8                     | 67.1                     | 65.3        |  |  |  |  |  |  |
| Avg. Dist. to Rail [m] | 0.7                      | 1.0                      | 1.6                      | 1.4                      | 2.4                      | 3.1                      | 3.6                      | 2.8         |  |  |  |  |  |  |
| Avg. Stride Freq. [Hz] | 2.2                      | 2.2                      | 2.2                      | 2.2                      | 2.2                      | 2.3                      | 2.4                      | 2.3         |  |  |  |  |  |  |
| Avg. Stride Length [m] | 6.6                      | 7.7                      | 7.8                      | 7.7                      | 7.8                      | 7.8                      | 7.7                      | 7.5         |  |  |  |  |  |  |



- [ ] Ranking at each section and finish
- .-.- No data available at this section
- NA No data available



|                                |                |
|--------------------------------|----------------|
| Horse/Jockey Name              | Menazzi        |
| Final Rank                     | 2              |
| Fastest Section Time (Section) | 0:11.14 (400m) |
| Top Speed [km/h] (Section)     | 65.8 (400m)    |
| Race State                     | Finished       |

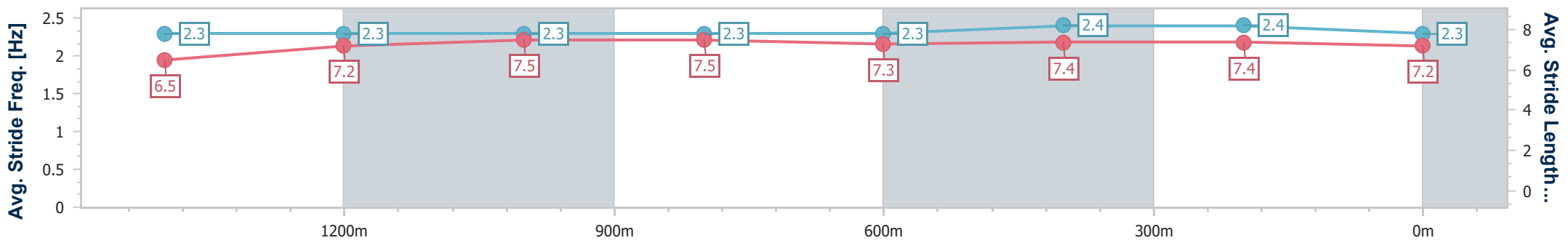
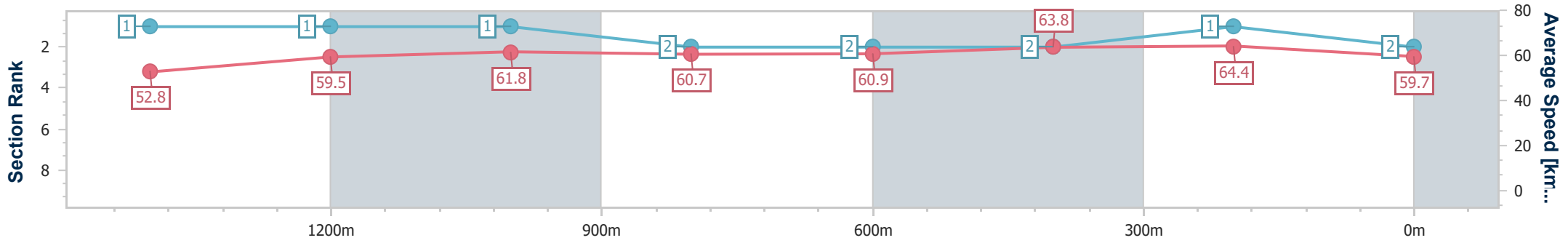


**Doomben QLD Professional**  
**Race 3: COUNTRY MUSIC RACEDAY 9 SEPTEMBER**  
**BENCHMARK 75 Handicap - 1660m**  
 30 August 2023 - 13:43  
 Track Rating: Good 4, Weather: Fine, Rail Position: +10m Entire Course



BRISBANE  
RACING CLUB

| Section                | Overall                  | 1400m                    | 1200m                    | 1000m                    | 800m                     | 600m                     | 400m                     | 200m                     |  |  |  |  |  |  |
|------------------------|--------------------------|--------------------------|--------------------------|--------------------------|--------------------------|--------------------------|--------------------------|--------------------------|--|--|--|--|--|--|
| Section Times          | 1:39.46 [2]<br>(0:17.69) | 1:21.77 [1]<br>(0:12.08) | 1:09.69 [1]<br>(0:11.65) | 0:58.04 [1]<br>(0:11.85) | 0:46.19 [2]<br>(0:11.81) | 0:34.38 [2]<br>(0:11.20) | 0:23.18 [2]<br>(0:11.14) | 0:12.04 [1]<br>(0:12.04) |  |  |  |  |  |  |
| Average Speed [km/h]   | 52.8                     | 59.5                     | 61.8                     | 60.7                     | 60.9                     | 63.8                     | 64.4                     | 59.7                     |  |  |  |  |  |  |
| Top Speed [km/h]       | 61.8                     | 60.9                     | 62.8                     | 61.9                     | 62.7                     | 64.4                     | 65.8                     | 63.0                     |  |  |  |  |  |  |
| Avg. Dist. to Rail [m] | 1.2                      | 0.5                      | 0.3                      | 0.4                      | 0.4                      | 1.2                      | 1.2                      | 0.4                      |  |  |  |  |  |  |
| Avg. Stride Freq. [Hz] | 2.3                      | 2.3                      | 2.3                      | 2.3                      | 2.3                      | 2.4                      | 2.4                      | 2.3                      |  |  |  |  |  |  |
| Avg. Stride Length [m] | 6.5                      | 7.2                      | 7.5                      | 7.5                      | 7.3                      | 7.4                      | 7.4                      | 7.2                      |  |  |  |  |  |  |



- [ ] Ranking at each section and finish
- .-.- No data available at this section
- NA No data available



|                                |                |
|--------------------------------|----------------|
| Horse/Jockey Name              | Five Crowns    |
| Final Rank                     | 3              |
| Fastest Section Time (Section) | 0:11.02 (400m) |
| Top Speed [km/h] (Section)     | 66.3 (400m)    |
| Race State                     | Finished       |

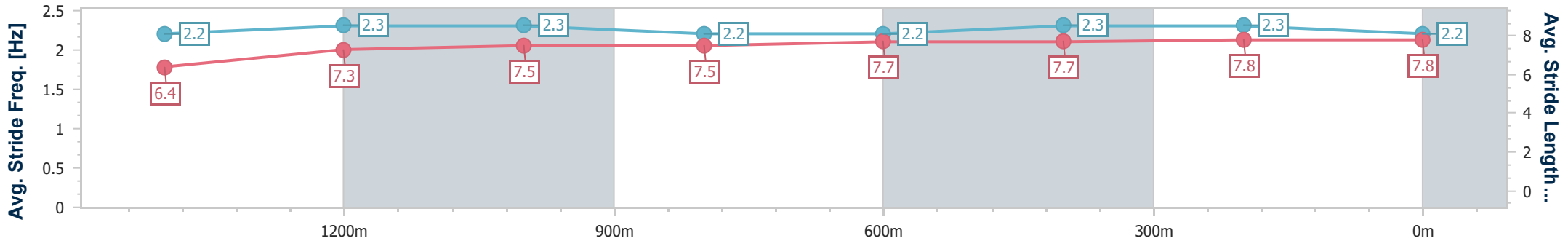
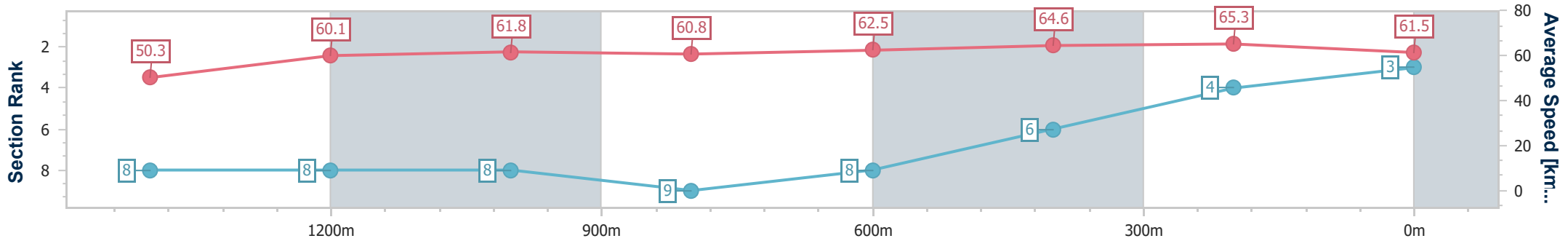


**Doomben QLD Professional**  
**Race 3: COUNTRY MUSIC RACEDAY 9 SEPTEMBER**  
**BENCHMARK 75 Handicap - 1660m**  
 30 August 2023 - 13:43  
 Track Rating: Good 4, Weather: Fine, Rail Position: +10m Entire Course



BRISBANE RACING CLUB

| Section                | Overall                  | 1400m                    | 1200m                    | 1000m                    | 800m                     | 600m                     | 400m                     | 200m                     |  |  |  |  |  |  |
|------------------------|--------------------------|--------------------------|--------------------------|--------------------------|--------------------------|--------------------------|--------------------------|--------------------------|--|--|--|--|--|--|
| Section Times          | 1:39.47 [3]<br>(0:18.60) | 1:20.87 [8]<br>(0:12.01) | 1:08.86 [8]<br>(0:11.66) | 0:57.20 [8]<br>(0:11.87) | 0:45.33 [9]<br>(0:11.51) | 0:33.82 [8]<br>(0:11.10) | 0:22.72 [6]<br>(0:11.02) | 0:11.70 [4]<br>(0:11.70) |  |  |  |  |  |  |
| Average Speed [km/h]   | 50.3                     | 60.1                     | 61.8                     | 60.8                     | 62.5                     | 64.6                     | 65.3                     | 61.5                     |  |  |  |  |  |  |
| Top Speed [km/h]       | 60.5                     | 61.9                     | 62.8                     | 61.9                     | 65.0                     | 65.6                     | 66.3                     | 64.5                     |  |  |  |  |  |  |
| Avg. Dist. to Rail [m] | 1.4                      | 0.5                      | 1.7                      | 1.0                      | 0.1                      | 0.8                      | 2.3                      | 3.5                      |  |  |  |  |  |  |
| Avg. Stride Freq. [Hz] | 2.2                      | 2.3                      | 2.3                      | 2.2                      | 2.2                      | 2.3                      | 2.3                      | 2.2                      |  |  |  |  |  |  |
| Avg. Stride Length [m] | 6.4                      | 7.3                      | 7.5                      | 7.5                      | 7.7                      | 7.7                      | 7.8                      | 7.8                      |  |  |  |  |  |  |



- [ ] Ranking at each section and finish
- .-.- No data available at this section
- NA No data available



|                                |                 |
|--------------------------------|-----------------|
| Horse/Jockey Name              | Magic Conqueror |
| Final Rank                     | 4               |
| Fastest Section Time (Section) | 0:11.23 (400m)  |
| Top Speed [km/h] (Section)     | 65.2 (400m)     |
| Race State                     | Finished        |

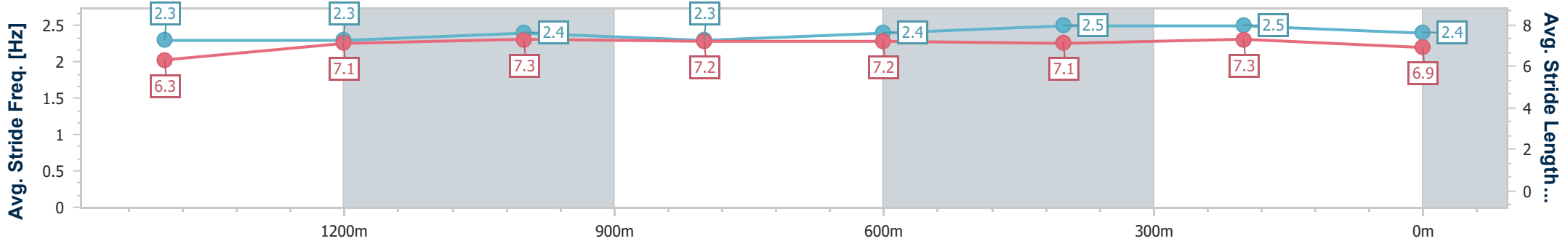
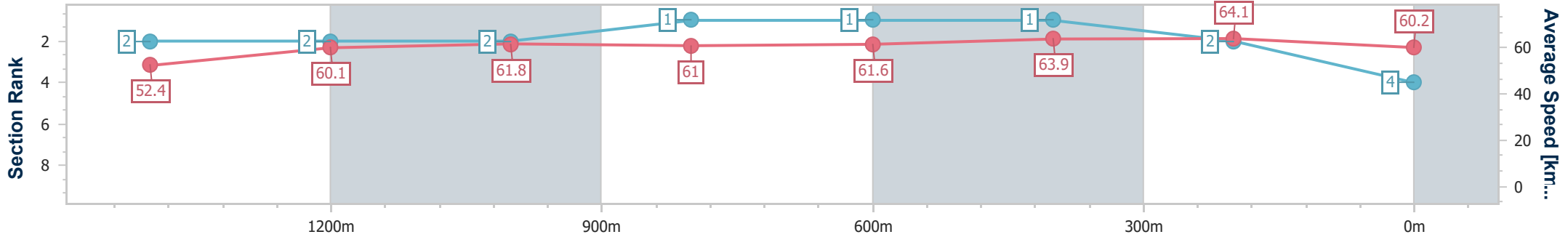


**Doomben QLD Professional**  
**Race 3: COUNTRY MUSIC RACEDAY 9 SEPTEMBER**  
**BENCHMARK 75 Handicap - 1660m**  
 30 August 2023 - 13:43  
 Track Rating: Good 4, Weather: Fine, Rail Position: +10m Entire Course



BRISBANE RACING CLUB

| Section                | Overall                  | 1400m                    | 1200m                    | 1000m                    | 800m                     | 600m                     | 400m                     | 200m                     |  |  |  |  |  |  |
|------------------------|--------------------------|--------------------------|--------------------------|--------------------------|--------------------------|--------------------------|--------------------------|--------------------------|--|--|--|--|--|--|
| Section Times          | 1:39.48 [4]<br>(0:17.85) | 1:21.63 [2]<br>(0:11.94) | 1:09.69 [2]<br>(0:11.67) | 0:58.02 [2]<br>(0:11.80) | 0:46.22 [1]<br>(0:11.72) | 0:34.50 [1]<br>(0:11.30) | 0:23.20 [1]<br>(0:11.23) | 0:11.97 [2]<br>(0:11.97) |  |  |  |  |  |  |
| Average Speed [km/h]   | 52.4                     | 60.1                     | 61.8                     | 61.0                     | 61.6                     | 63.9                     | 64.1                     | 60.2                     |  |  |  |  |  |  |
| Top Speed [km/h]       | 61.7                     | 61.4                     | 62.6                     | 61.8                     | 63.1                     | 64.6                     | 65.2                     | 63.0                     |  |  |  |  |  |  |
| Avg. Dist. to Rail [m] | 1.7                      | 0.4                      | 0.5                      | 0.4                      | 0.7                      | 0.5                      | 0.5                      | 0.6                      |  |  |  |  |  |  |
| Avg. Stride Freq. [Hz] | 2.3                      | 2.3                      | 2.4                      | 2.3                      | 2.4                      | 2.5                      | 2.5                      | 2.4                      |  |  |  |  |  |  |
| Avg. Stride Length [m] | 6.3                      | 7.1                      | 7.3                      | 7.2                      | 7.2                      | 7.1                      | 7.3                      | 6.9                      |  |  |  |  |  |  |



- [ ] Ranking at each section and finish
- .-.- No data available at this section
- NA No data available



|                                |                |
|--------------------------------|----------------|
| Horse/Jockey Name              | Enuff He Said  |
| Final Rank                     | 5              |
| Fastest Section Time (Section) | 0:11.22 (400m) |
| Top Speed [km/h] (Section)     | 65.1 (400m)    |
| Race State                     | Finished       |

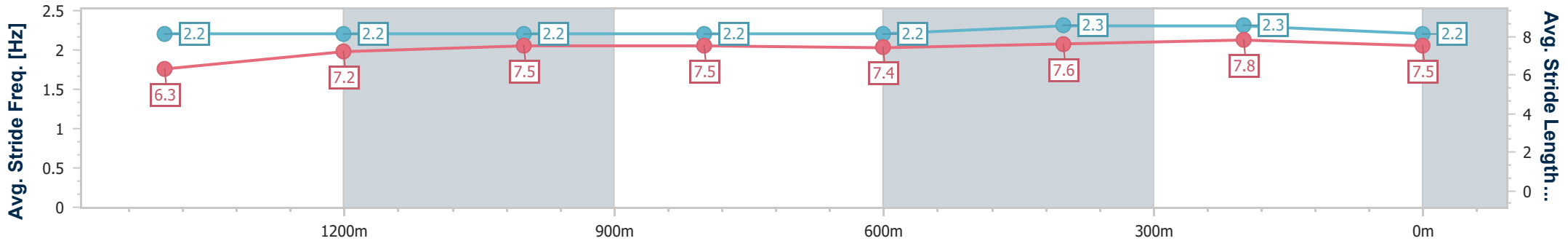
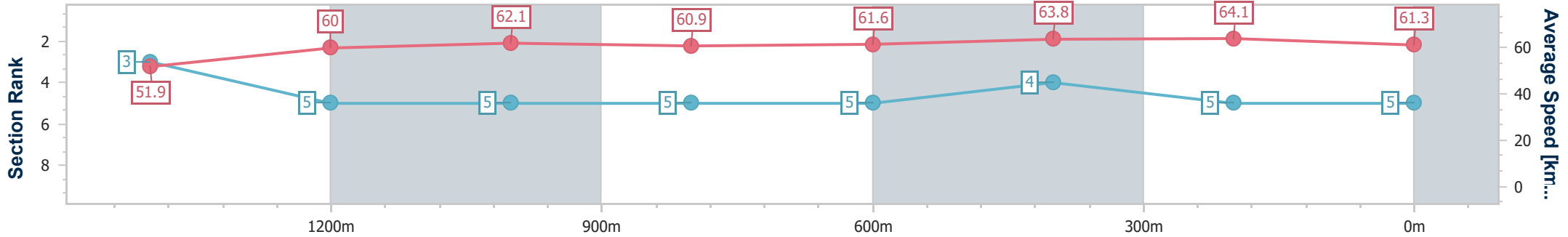


**Doomben QLD Professional**  
**Race 3: COUNTRY MUSIC RACEDAY 9 SEPTEMBER**  
**BENCHMARK 75 Handicap - 1660m**  
 30 August 2023 - 13:43  
 Track Rating: Good 4, Weather: Fine, Rail Position: +10m Entire Course



BRISBANE RACING CLUB

| Section                | Overall                  | 1400m                    | 1200m                    | 1000m                    | 800m                     | 600m                     | 400m                     | 200m                     |  |  |  |  |  |  |
|------------------------|--------------------------|--------------------------|--------------------------|--------------------------|--------------------------|--------------------------|--------------------------|--------------------------|--|--|--|--|--|--|
| Section Times          | 1:39.57 [5]<br>(0:18.02) | 1:21.55 [3]<br>(0:12.06) | 1:09.49 [5]<br>(0:11.60) | 0:57.89 [5]<br>(0:11.85) | 0:46.04 [5]<br>(0:11.76) | 0:34.28 [5]<br>(0:11.29) | 0:22.99 [4]<br>(0:11.22) | 0:11.77 [5]<br>(0:11.77) |  |  |  |  |  |  |
| Average Speed [km/h]   | 51.9                     | 60.0                     | 62.1                     | 60.9                     | 61.6                     | 63.8                     | 64.1                     | 61.3                     |  |  |  |  |  |  |
| Top Speed [km/h]       | 60.6                     | 60.6                     | 63.8                     | 61.4                     | 63.2                     | 64.2                     | 65.1                     | 64.2                     |  |  |  |  |  |  |
| Avg. Dist. to Rail [m] | 0.9                      | 0.9                      | 1.8                      | 1.4                      | 1.1                      | 0.4                      | 0.9                      | 0.6                      |  |  |  |  |  |  |
| Avg. Stride Freq. [Hz] | 2.2                      | 2.2                      | 2.2                      | 2.2                      | 2.2                      | 2.3                      | 2.3                      | 2.2                      |  |  |  |  |  |  |
| Avg. Stride Length [m] | 6.3                      | 7.2                      | 7.5                      | 7.5                      | 7.4                      | 7.6                      | 7.8                      | 7.5                      |  |  |  |  |  |  |



- [ ] Ranking at each section and finish
- .-.- No data available at this section
- NA No data available



|                                |                    |
|--------------------------------|--------------------|
| Horse/Jockey Name              | Beef Week Princess |
| Final Rank                     | 6                  |
| Fastest Section Time (Section) | 0:11.24 (600m)     |
| Top Speed [km/h] (Section)     | 65.8 (600m)        |
| Race State                     | Finished           |

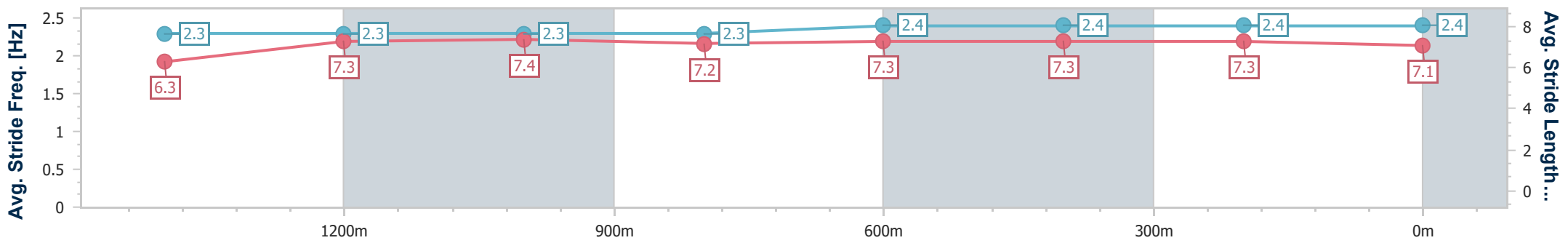
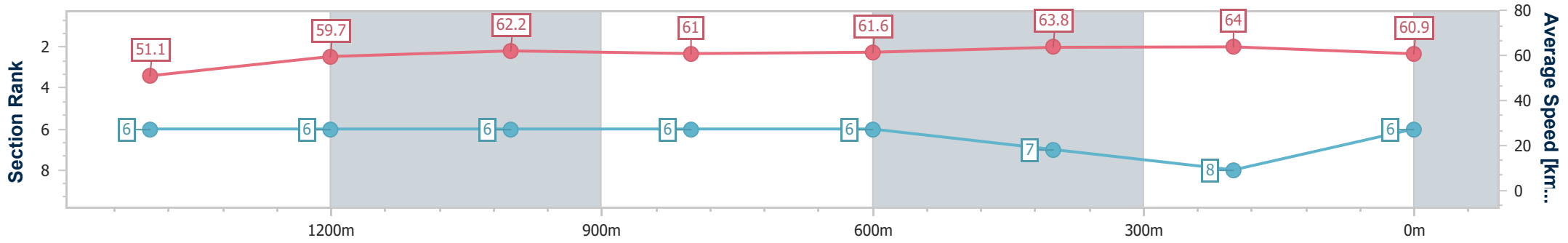


**Doomben QLD Professional**  
**Race 3: COUNTRY MUSIC RACEDAY 9 SEPTEMBER**  
**BENCHMARK 75 Handicap - 1660m**  
 30 August 2023 - 13:43  
 Track Rating: Good 4, Weather: Fine, Rail Position: +10m Entire Course



BRISBANE RACING CLUB

| Section                | Overall                  | 1400m                    | 1200m                    | 1000m                    | 800m                     | 600m                     | 400m                     | 200m                     |  |  |  |  |  |  |
|------------------------|--------------------------|--------------------------|--------------------------|--------------------------|--------------------------|--------------------------|--------------------------|--------------------------|--|--|--|--|--|--|
| Section Times          | 1:39.83 [6]<br>(0:18.29) | 1:21.54 [6]<br>(0:12.05) | 1:09.49 [6]<br>(0:11.57) | 0:57.92 [6]<br>(0:11.87) | 0:46.05 [6]<br>(0:11.73) | 0:34.32 [6]<br>(0:11.24) | 0:23.08 [7]<br>(0:11.26) | 0:11.82 [8]<br>(0:11.82) |  |  |  |  |  |  |
| Average Speed [km/h]   | 51.1                     | 59.7                     | 62.2                     | 61.0                     | 61.6                     | 63.8                     | 64.0                     | 60.9                     |  |  |  |  |  |  |
| Top Speed [km/h]       | 60.0                     | 60.6                     | 63.3                     | 61.5                     | 63.3                     | 65.8                     | 65.3                     | 63.8                     |  |  |  |  |  |  |
| Avg. Dist. to Rail [m] | 1.4                      | 0.4                      | 1.4                      | 1.3                      | 0.9                      | 0.7                      | 0.8                      | 0.5                      |  |  |  |  |  |  |
| Avg. Stride Freq. [Hz] | 2.3                      | 2.3                      | 2.3                      | 2.3                      | 2.4                      | 2.4                      | 2.4                      | 2.4                      |  |  |  |  |  |  |
| Avg. Stride Length [m] | 6.3                      | 7.3                      | 7.4                      | 7.2                      | 7.3                      | 7.3                      | 7.3                      | 7.1                      |  |  |  |  |  |  |



- [ ] Ranking at each section and finish
- .-.- No data available at this section
- NA No data available





|                                |                |
|--------------------------------|----------------|
| Horse/Jockey Name              | Subterranean   |
| Final Rank                     | 7              |
| Fastest Section Time (Section) | 0:11.03 (400m) |
| Top Speed [km/h] (Section)     | 66.6 (400m)    |
| Race State                     | Finished       |

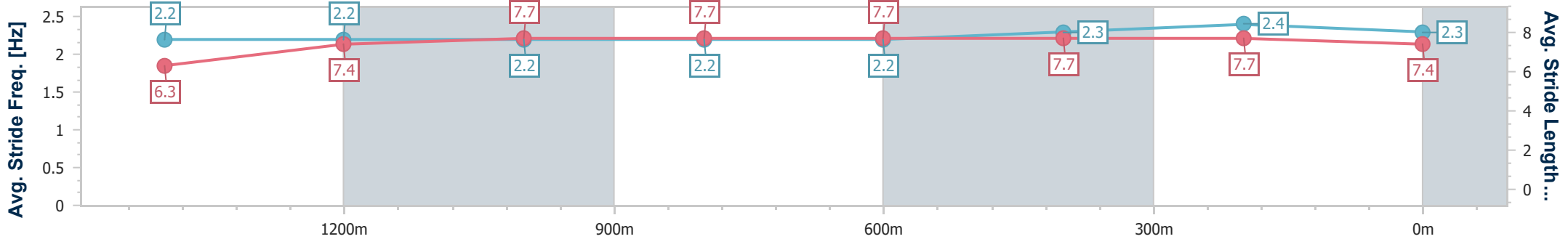
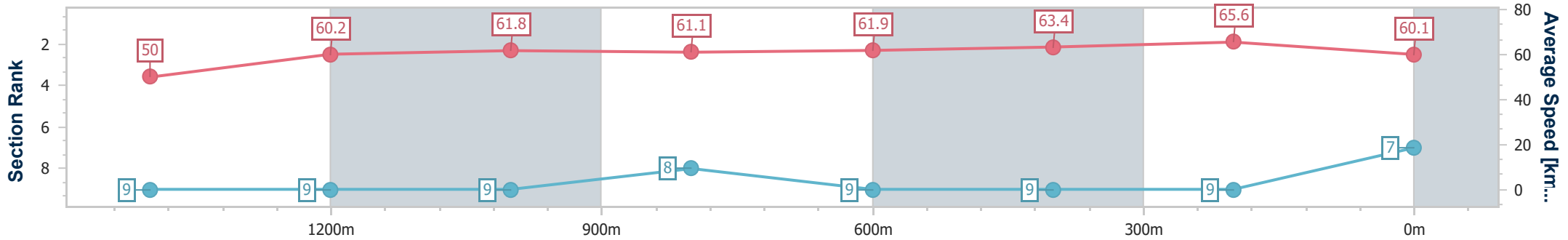


**Doomben QLD Professional**  
**Race 3: COUNTRY MUSIC RACEDAY 9 SEPTEMBER**  
**BENCHMARK 75 Handicap - 1660m**  
 30 August 2023 - 13:43  
 Track Rating: Good 4, Weather: Fine, Rail Position: +10m Entire Course



BRISBANE  
RACING CLUB

| Section                | Overall                  | 1400m                    | 1200m                    | 1000m                    | 800m                     | 600m                     | 400m                     | 200m                     |  |  |  |  |  |  |
|------------------------|--------------------------|--------------------------|--------------------------|--------------------------|--------------------------|--------------------------|--------------------------|--------------------------|--|--|--|--|--|--|
| Section Times          | 1:39.98 [7]<br>(0:18.72) | 1:21.26 [9]<br>(0:11.92) | 1:09.34 [9]<br>(0:11.65) | 0:57.69 [9]<br>(0:11.76) | 0:45.93 [8]<br>(0:11.62) | 0:34.31 [9]<br>(0:11.32) | 0:22.99 [9]<br>(0:11.03) | 0:11.96 [9]<br>(0:11.96) |  |  |  |  |  |  |
| Average Speed [km/h]   | 50.0                     | 60.2                     | 61.8                     | 61.1                     | 61.9                     | 63.4                     | 65.6                     | 60.1                     |  |  |  |  |  |  |
| Top Speed [km/h]       | 59.6                     | 61.3                     | 63.5                     | 62.5                     | 64.0                     | 65.4                     | 66.6                     | 65.0                     |  |  |  |  |  |  |
| Avg. Dist. to Rail [m] | 0.6                      | 0.5                      | 0.2                      | 0.4                      | 0.3                      | 0.3                      | 4.1                      | 5.2                      |  |  |  |  |  |  |
| Avg. Stride Freq. [Hz] | 2.2                      | 2.2                      | 2.2                      | 2.2                      | 2.2                      | 2.3                      | 2.4                      | 2.3                      |  |  |  |  |  |  |
| Avg. Stride Length [m] | 6.3                      | 7.4                      | 7.7                      | 7.7                      | 7.7                      | 7.7                      | 7.7                      | 7.4                      |  |  |  |  |  |  |



- [ ] Ranking at each section and finish
- .-.- No data available at this section
- NA No data available



|                                |                |
|--------------------------------|----------------|
| Horse/Jockey Name              | Applications   |
| Final Rank                     | 8              |
| Fastest Section Time (Section) | 0:11.31 (400m) |
| Top Speed [km/h] (Section)     | 65.6 (400m)    |
| Race State                     | Finished       |

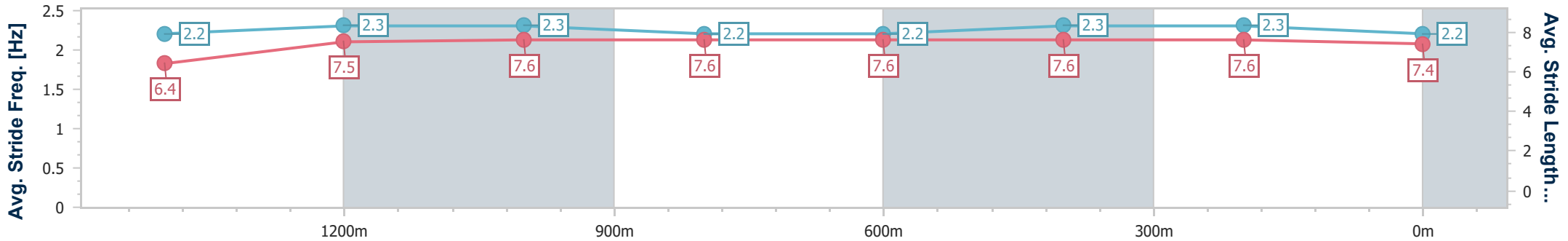
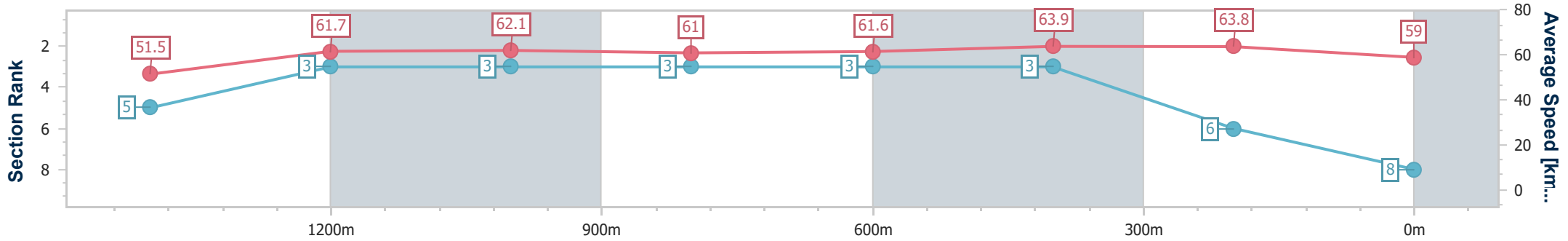


**Doomben QLD Professional**  
**Race 3: COUNTRY MUSIC RACEDAY 9 SEPTEMBER**  
**BENCHMARK 75 Handicap - 1660m**  
 30 August 2023 - 13:43  
 Track Rating: Good 4, Weather: Fine, Rail Position: +10m Entire Course



BRISBANE  
RACING CLUB

| Section                | Overall                  | 1400m                    | 1200m                    | 1000m                    | 800m                     | 600m                     | 400m                     | 200m                     |  |  |  |  |  |  |
|------------------------|--------------------------|--------------------------|--------------------------|--------------------------|--------------------------|--------------------------|--------------------------|--------------------------|--|--|--|--|--|--|
| Section Times          | 1:40.06 [8]<br>(0:18.26) | 1:21.80 [5]<br>(0:11.73) | 1:10.07 [3]<br>(0:11.58) | 0:58.49 [3]<br>(0:11.85) | 0:46.64 [3]<br>(0:11.79) | 0:34.85 [3]<br>(0:11.33) | 0:23.52 [3]<br>(0:11.31) | 0:12.21 [6]<br>(0:12.21) |  |  |  |  |  |  |
| Average Speed [km/h]   | 51.5                     | 61.7                     | 62.1                     | 61.0                     | 61.6                     | 63.9                     | 63.8                     | 59.0                     |  |  |  |  |  |  |
| Top Speed [km/h]       | 62.2                     | 62.3                     | 62.6                     | 62.2                     | 63.1                     | 64.8                     | 65.6                     | 62.4                     |  |  |  |  |  |  |
| Avg. Dist. to Rail [m] | 4.0                      | 1.0                      | 1.3                      | 1.2                      | 1.5                      | 1.2                      | 1.8                      | 1.4                      |  |  |  |  |  |  |
| Avg. Stride Freq. [Hz] | 2.2                      | 2.3                      | 2.3                      | 2.2                      | 2.2                      | 2.3                      | 2.3                      | 2.2                      |  |  |  |  |  |  |
| Avg. Stride Length [m] | 6.4                      | 7.5                      | 7.6                      | 7.6                      | 7.6                      | 7.6                      | 7.6                      | 7.4                      |  |  |  |  |  |  |



- [ ] Ranking at each section and finish
- .-.- No data available at this section
- NA No data available



|                                |                |
|--------------------------------|----------------|
| Horse/Jockey Name              | Khaalis        |
| Final Rank                     | 9              |
| Fastest Section Time (Section) | 0:11.33 (400m) |
| Top Speed [km/h] (Section)     | 64.7 (600m)    |
| Race State                     | Finished       |

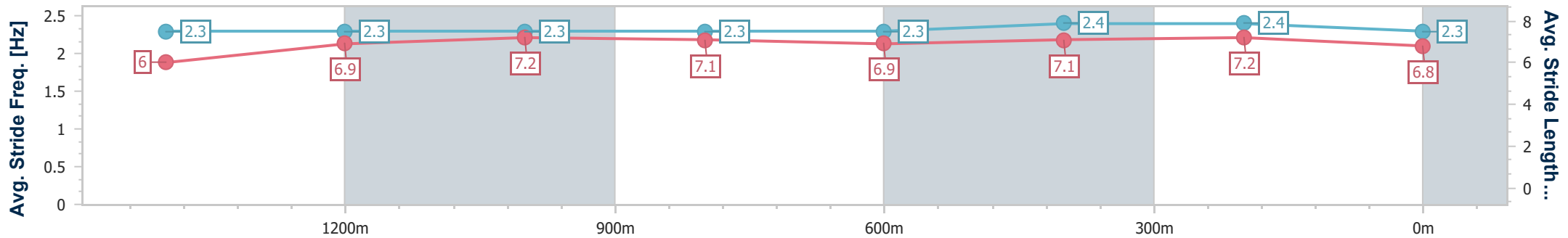
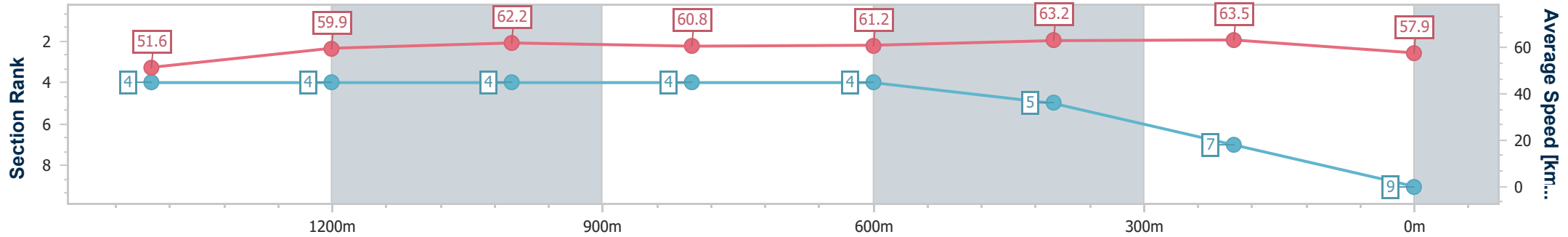


**Doomben QLD Professional**  
**Race 3: COUNTRY MUSIC RACEDAY 9 SEPTEMBER**  
**BENCHMARK 75 Handicap - 1660m**  
 30 August 2023 - 13:43  
 Track Rating: Good 4, Weather: Fine, Rail Position: +10m Entire Course



BRISBANE  
RACING CLUB

| Section                | Overall                  | 1400m                    | 1200m                    | 1000m                    | 800m                     | 600m                     | 400m                     | 200m                     |  |  |  |  |  |  |
|------------------------|--------------------------|--------------------------|--------------------------|--------------------------|--------------------------|--------------------------|--------------------------|--------------------------|--|--|--|--|--|--|
| Section Times          | 1:40.38 [9]<br>(0:18.11) | 1:22.27 [4]<br>(0:11.91) | 1:10.36 [4]<br>(0:11.59) | 0:58.77 [4]<br>(0:11.82) | 0:46.95 [4]<br>(0:11.78) | 0:35.17 [4]<br>(0:11.38) | 0:23.79 [5]<br>(0:11.33) | 0:12.46 [7]<br>(0:12.46) |  |  |  |  |  |  |
| Average Speed [km/h]   | 51.6                     | 59.9                     | 62.2                     | 60.8                     | 61.2                     | 63.2                     | 63.5                     | 57.9                     |  |  |  |  |  |  |
| Top Speed [km/h]       | 60.4                     | 60.7                     | 62.8                     | 61.8                     | 62.5                     | 64.7                     | 64.5                     | 61.0                     |  |  |  |  |  |  |
| Avg. Dist. to Rail [m] | 1.9                      | 1.5                      | 0.7                      | 0.5                      | 0.3                      | 0.4                      | 0.3                      | 0.7                      |  |  |  |  |  |  |
| Avg. Stride Freq. [Hz] | 2.3                      | 2.3                      | 2.3                      | 2.3                      | 2.3                      | 2.4                      | 2.4                      | 2.3                      |  |  |  |  |  |  |
| Avg. Stride Length [m] | 6.0                      | 6.9                      | 7.2                      | 7.1                      | 6.9                      | 7.1                      | 7.2                      | 6.8                      |  |  |  |  |  |  |



- [ ] Ranking at each section and finish
- .-.- No data available at this section
- NA No data available