



**Eagle Farm QLD Professional**  
**Race 7: RIDGMONT FARM QTIS Three-Year-Old BENCHMARK 70**  
**Handicap - 1000m**  
**16 September 2023 - 15:36**



Track Rating: Good 4, Weather: Fine, Rail Position: +2m Entire Course

Section		Overall									Last 600m	
Field Times		0:57.31 (0:13.05)									0:33.40	
		800m			600m			400m			200m	
		0:44.26 (0:10.86)			0:33.40 (0:10.99)			0:22.41 (0:10.84)			0:11.57 (0:11.57)	
Rank	TAB Horse/Jockey	Barrier	Top Speed [km/h]	Fastest Section						Margin		Distance Travelled [m]
1	11 INSTAGOOD Damien Thornton	1	69.7 400m	0:10.48 400m	0:57.31 [1] (0:13.61)	0:43.70 [6] (0:10.83)	0:32.87 [6] (0:10.91)	0:21.96 [6] (0:10.48)	0:11.48 [3] (0:11.48)	0:57.31	0:32.87	
2	6 BORRELLI Cejay Graham	7	69.9 400m	0:10.56 400m	0:57.50 [2] (0:13.36)	0:44.14 [2] (0:10.88)	0:33.26 [4] (0:11.01)	0:22.25 [5] (0:10.56)	0:11.69 [2] (0:11.69)	1.11L	0:33.26	+5
3	3 SHOW ME MERCY Bailey Wheeler	9	70.1 400m	0:10.60 400m	0:57.61 [3] (0:13.82)	0:43.79 [8] (0:10.78)	0:33.01 [8] (0:11.00)	0:22.01 [8] (0:10.60)	0:11.41 [8] (0:11.41)	1.72L	0:33.01	+2
4	2 ROTHGO Georgina Cartwright	3	69.8 800m	0:10.63 800m	0:57.62 [4] (0:13.44)	0:44.18 [3] (0:10.63)	0:33.55 [2] (0:11.03)	0:22.52 [2] (0:10.81)	0:11.71 [4] (0:11.71)	1.78L	0:33.55	+4
5	9 SZABO Melea Castle	8	68.5 Overall	0:10.84 400m	0:57.72 [5] (0:13.05)	0:44.67 [1] (0:10.86)	0:33.81 [1] (0:10.99)	0:22.82 [1] (0:10.84)	0:11.98 [1] (0:11.98)	2.4L	0:33.81	+0
6	10 VENTURER Angela Jones	4	68.8 800m	0:10.66 800m	0:57.81 [6] (0:13.47)	0:44.34 [4] (0:10.66)	0:33.68 [3] (0:11.07)	0:22.61 [4] (0:10.80)	0:11.81 [7] (0:11.81)	2.93L	0:33.68	+4
7	4 MINTO'S D'ORO Sean Cormack	2	68.5 800m	0:10.70 800m	0:57.96 [7] (0:13.57)	0:44.39 [5] (0:10.70)	0:33.69 [5] (0:10.86)	0:22.83 [3] (0:10.82)	0:12.01 [5] (0:12.01)	3.81L	0:33.69	+1
8	1 MISS COOTA Justin Huxtable	10	69.5 800m	0:10.74 400m	0:58.25 [8] (0:13.85)	0:44.40 [9] (0:10.77)	0:33.63 [9] (0:11.09)	0:22.54 [9] (0:10.74)	0:11.80 [9] (0:11.80)	5.48L	0:33.63	+8
9	5 SONNY DAZE Larry Cassidy	6	70.0 400m	0:10.59 400m	0:58.26 [9] (0:13.66)	0:44.60 [7] (0:10.82)	0:33.78 [7] (0:10.91)	0:22.87 [7] (0:10.59)	0:12.28 [6] (0:12.28)	5.58L	0:33.78	+5

Scratched: Critique (#7), Tango Fever (#8)



Horse/Jockey Name	Instagood
Final Rank	1
Fastest Section Time (Section)	0:10.48 (400m)
Top Speed [km/h] (Section)	69.7 (400m)
Race State	Finished

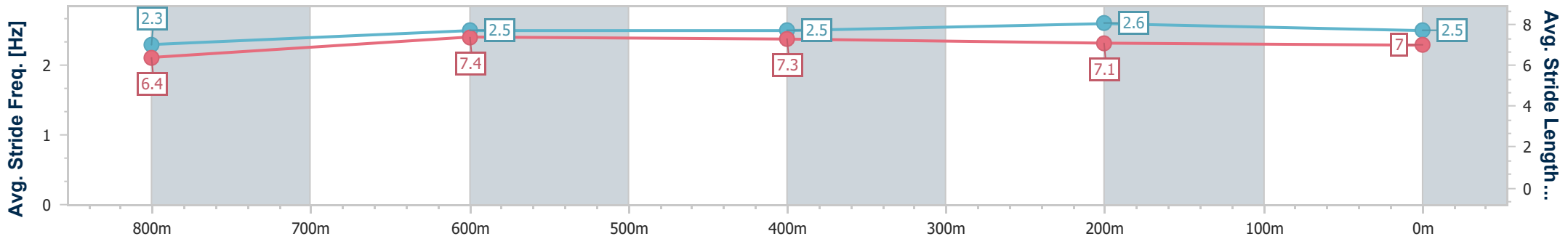
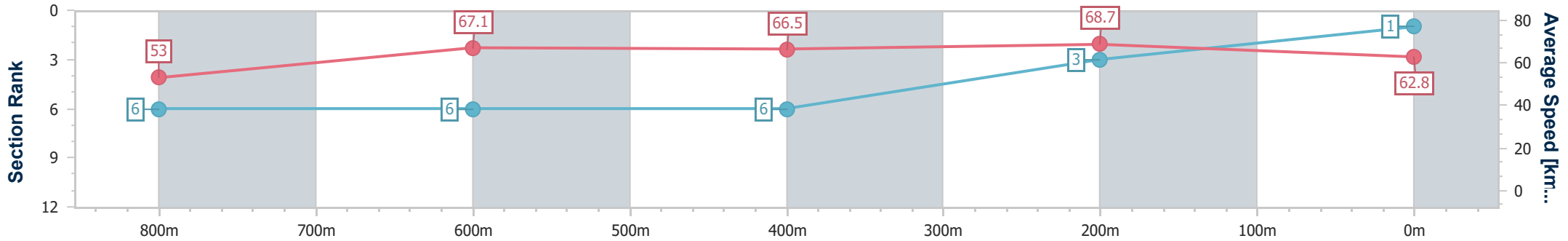


Eagle Farm QLD Professional  
 Race 7: RIDGMONT FARM QTIS Three-Year-Old BENCHMARK  
 70 Handicap - 1000m  
 16 September 2023 - 15:36  
 Track Rating: Good 4, Weather: Fine, Rail Position: +2m Entire Course



BRISBANE  
 RACING CLUB

Section	Overall	800m	600m	400m	200m
Section Times	0:57.31 [1] (0:13.61)	0:43.70 [6] (0:10.83)	0:32.87 [6] (0:10.91)	0:21.96 [6] (0:10.48)	0:11.48 [3] (0:11.48)
Average Speed [km/h]	53.0	67.1	66.5	68.7	62.8
Top Speed [km/h]	66.7	67.9	69.1	69.7	67.7
Avg. Dist. to Rail [m]	3.0	1.6	2.0	4.2	2.2
Avg. Stride Freq. [Hz]	2.3	2.5	2.5	2.6	2.5
Avg. Stride Length [m]	6.4	7.4	7.3	7.1	7.0



- [ ] Ranking at each section and finish
- .-.- No data available at this section
- NA No data available



Horse/Jockey Name	Borrelli
Final Rank	2
Fastest Section Time (Section)	0:10.56 (400m)
Top Speed [km/h] (Section)	69.9 (400m)
Race State	Finished

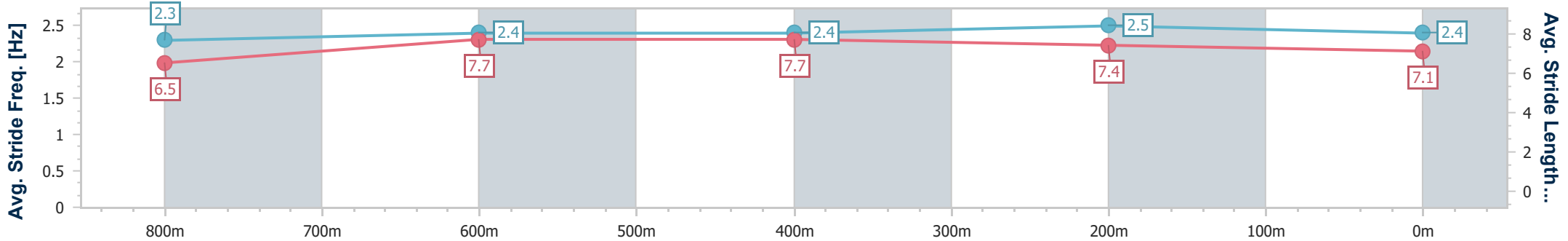
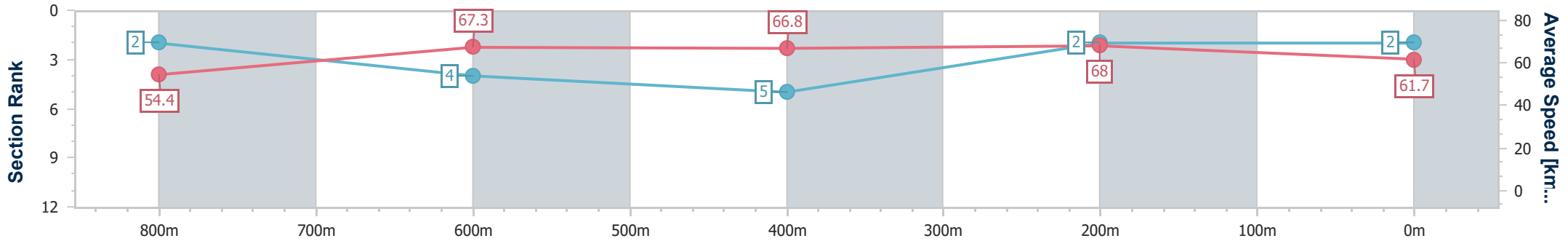


Eagle Farm QLD Professional  
 Race 7: RIDGMONT FARM QTIS Three-Year-Old BENCHMARK  
 70 Handicap - 1000m  
 16 September 2023 - 15:36  
 Track Rating: Good 4, Weather: Fine, Rail Position: +2m Entire Course



BRISBANE  
 RACING CLUB

Section	Overall	800m	600m	400m	200m
Section Times	0:57.50 [2] (0:13.36)	0:44.14 [2] (0:10.88)	0:33.26 [4] (0:11.01)	0:22.25 [5] (0:10.56)	0:11.69 [2] (0:11.69)
Average Speed [km/h]	54.4	67.3	66.8	68.0	61.7
Top Speed [km/h]	68.3	68.8	69.6	69.9	65.2
Avg. Dist. to Rail [m]	6.6	3.5	4.3	6.5	5.1
Avg. Stride Freq. [Hz]	2.3	2.4	2.4	2.5	2.4
Avg. Stride Length [m]	6.5	7.7	7.7	7.4	7.1



- [ ] Ranking at each section and finish
- .-.- No data available at this section
- NA No data available



Horse/Jockey Name	Show Me Mercy
Final Rank	3
Fastest Section Time (Section)	0:10.60 (400m)
Top Speed [km/h] (Section)	70.1 (400m)
Race State	Finished

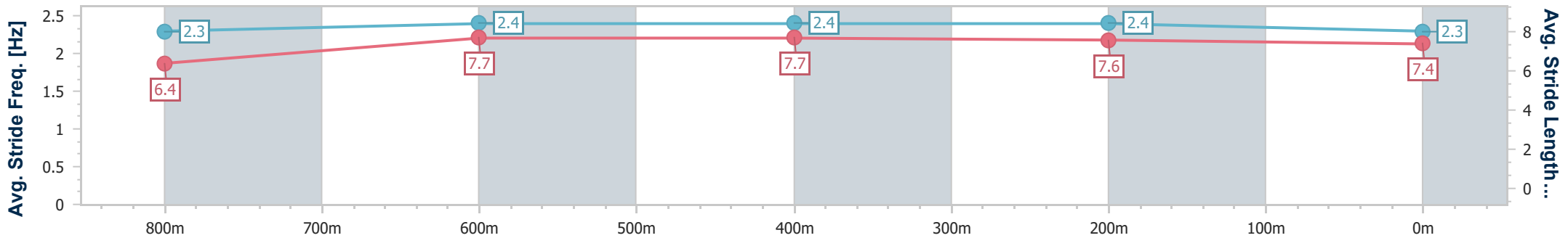
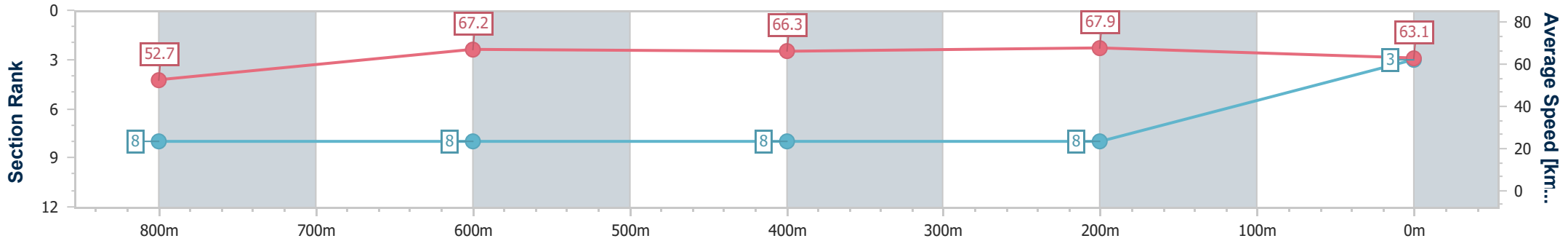


Eagle Farm QLD Professional  
 Race 7: RIDGMONT FARM QTIS Three-Year-Old BENCHMARK  
 70 Handicap - 1000m  
 16 September 2023 - 15:36  
 Track Rating: Good 4, Weather: Fine, Rail Position: +2m Entire Course



BRISBANE  
 RACING CLUB

Section	Overall	800m	600m	400m	200m
Section Times	0:57.61 [3] (0:13.82)	0:43.79 [8] (0:10.78)	0:33.01 [8] (0:11.00)	0:22.01 [8] (0:10.60)	0:11.41 [8] (0:11.41)
Average Speed [km/h]	52.7	67.2	66.3	67.9	63.1
Top Speed [km/h]	66.3	67.9	67.3	70.1	66.5
Avg. Dist. to Rail [m]	7.6	1.3	2.9	10.7	9.6
Avg. Stride Freq. [Hz]	2.3	2.4	2.4	2.4	2.3
Avg. Stride Length [m]	6.4	7.7	7.7	7.6	7.4



- [ ] Ranking at each section and finish
- .-.- No data available at this section
- NA No data available



Horse/Jockey Name	Rothgo
Final Rank	4
Fastest Section Time (Section)	0:10.63 (800m)
Top Speed [km/h] (Section)	69.8 (800m)
Race State	Finished

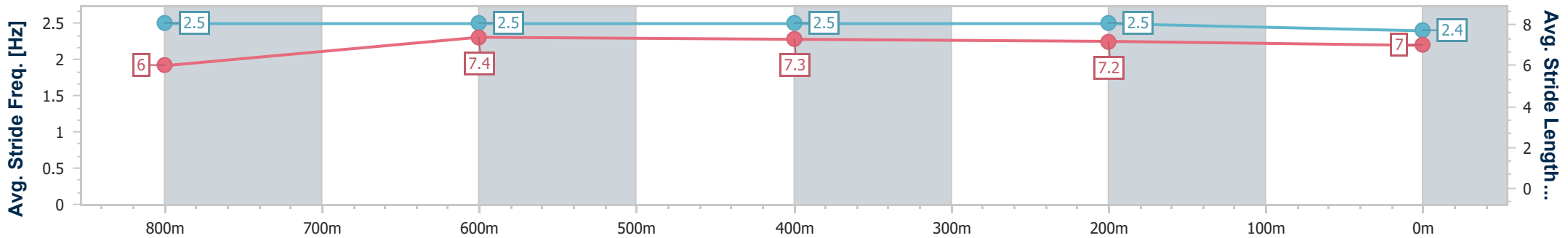
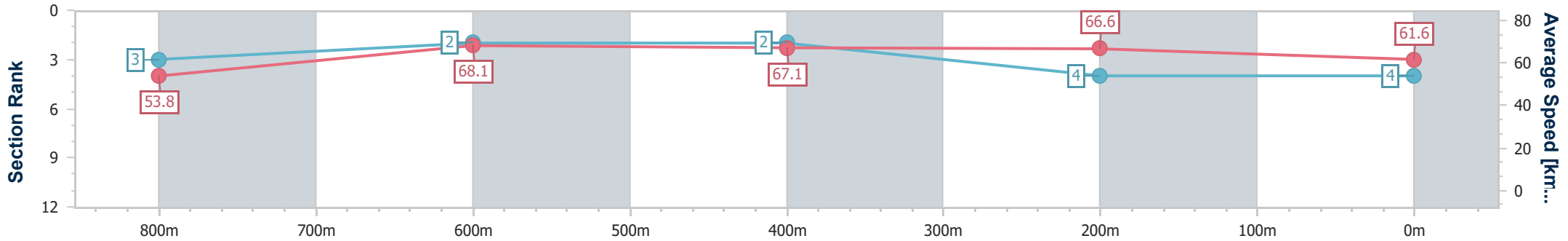


Eagle Farm QLD Professional  
 Race 7: RIDGMONT FARM QTIS Three-Year-Old BENCHMARK  
 70 Handicap - 1000m  
 16 September 2023 - 15:36  
 Track Rating: Good 4, Weather: Fine, Rail Position: +2m Entire Course



BRISBANE  
 RACING CLUB

Section	Overall	800m	600m	400m	200m
Section Times	0:57.62 [4] (0:13.44)	0:44.18 [3] (0:10.63)	0:33.55 [2] (0:11.03)	0:22.52 [2] (0:10.81)	0:11.71 [4] (0:11.71)
Average Speed [km/h]	53.8	68.1	67.1	66.6	61.6
Top Speed [km/h]	66.8	69.8	68.6	67.8	65.3
Avg. Dist. to Rail [m]	3.6	1.0	5.7	6.9	3.2
Avg. Stride Freq. [Hz]	2.5	2.5	2.5	2.5	2.4
Avg. Stride Length [m]	6.0	7.4	7.3	7.2	7.0



- [ ] Ranking at each section and finish
- .-.- No data available at this section
- NA No data available



Horse/Jockey Name	Szabo
Final Rank	5
Fastest Section Time (Section)	0:10.84 (400m)
Top Speed [km/h] (Section)	68.5 (Overall)
Race State	Finished

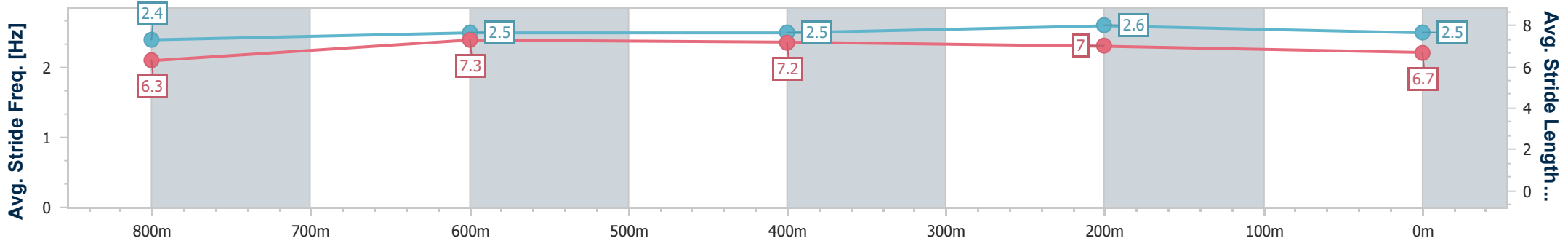
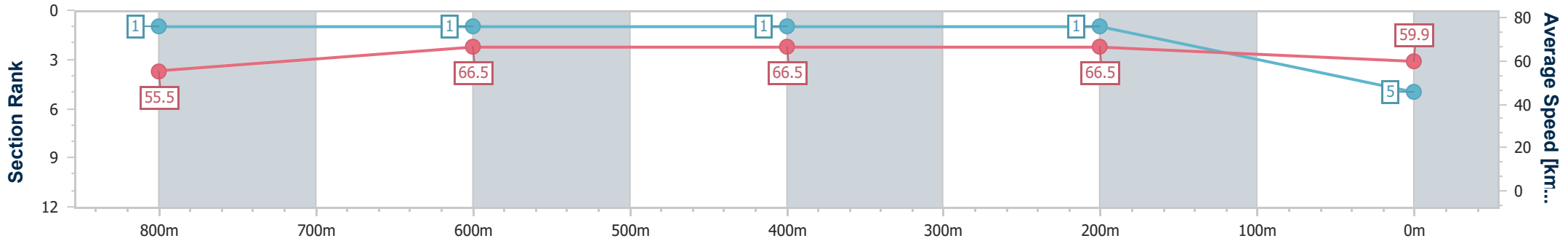


Eagle Farm QLD Professional  
 Race 7: RIDGMONT FARM QTIS Three-Year-Old BENCHMARK  
 70 Handicap - 1000m  
 16 September 2023 - 15:36  
 Track Rating: Good 4, Weather: Fine, Rail Position: +2m Entire Course



BRISBANE  
 RACING CLUB

Section	Overall	800m	600m	400m	200m
Section Times	0:57.72 [5] (0:13.05)	0:44.67 [1] (0:10.86)	0:33.81 [1] (0:10.99)	0:22.82 [1] (0:10.84)	0:11.98 [1] (0:11.98)
Average Speed [km/h]	55.5	66.5	66.5	66.5	59.9
Top Speed [km/h]	68.5	67.7	67.1	67.6	65.0
Avg. Dist. to Rail [m]	5.9	0.7	2.8	7.1	7.0
Avg. Stride Freq. [Hz]	2.4	2.5	2.5	2.6	2.5
Avg. Stride Length [m]	6.3	7.3	7.2	7.0	6.7



- [ ] Ranking at each section and finish
- .-.- No data available at this section
- NA No data available



Horse/Jockey Name	Venturer
Final Rank	6
Fastest Section Time (Section)	0:10.66 (800m)
Top Speed [km/h] (Section)	68.8 (800m)
Race State	Finished

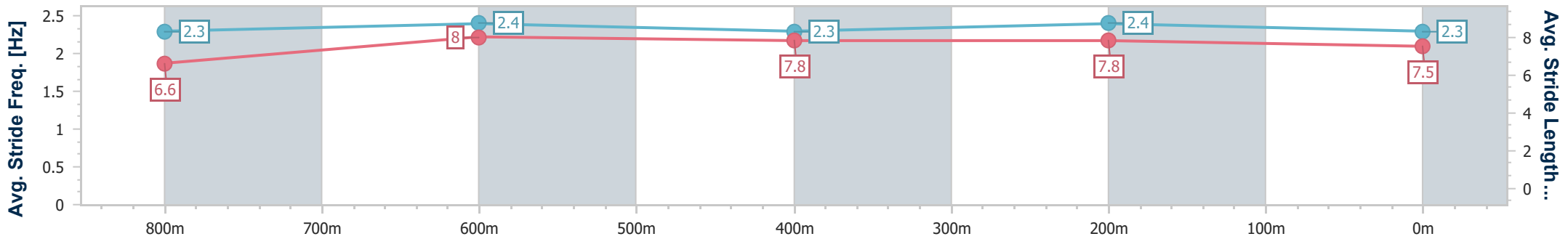
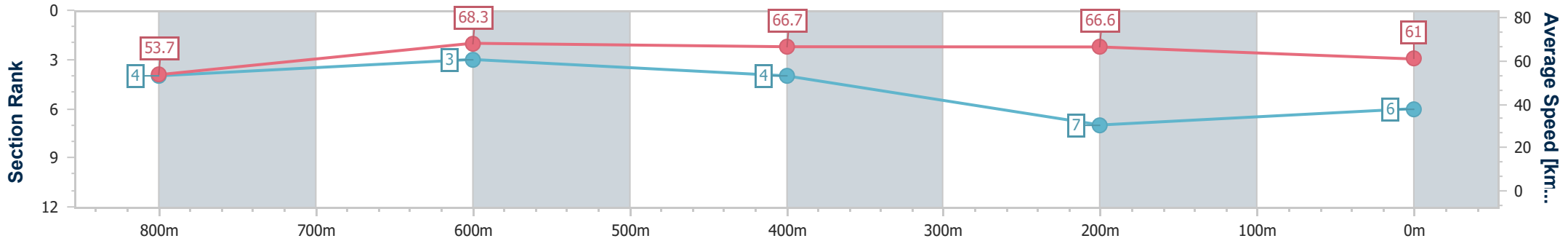


Eagle Farm QLD Professional  
 Race 7: RIDGMONT FARM QTIS Three-Year-Old BENCHMARK  
 70 Handicap - 1000m  
 16 September 2023 - 15:36  
 Track Rating: Good 4, Weather: Fine, Rail Position: +2m Entire Course



BRISBANE  
 RACING CLUB

Section	Overall	800m	600m	400m	200m
Section Times	0:57.81 [6] (0:13.47)	0:44.34 [4] (0:10.66)	0:33.68 [3] (0:11.07)	0:22.61 [4] (0:10.80)	0:11.81 [7] (0:11.81)
Average Speed [km/h]	53.7	68.3	66.7	66.6	61.0
Top Speed [km/h]	64.8	68.8	67.5	68.5	64.7
Avg. Dist. to Rail [m]	4.3	2.7	4.8	8.7	7.5
Avg. Stride Freq. [Hz]	2.3	2.4	2.3	2.4	2.3
Avg. Stride Length [m]	6.6	8.0	7.8	7.8	7.5



- [ ] Ranking at each section and finish
- .-.- No data available at this section
- NA No data available



Horse/Jockey Name	Minto's D'oro
Final Rank	7
Fastest Section Time (Section)	0:10.70 (800m)
Top Speed [km/h] (Section)	68.5 (800m)
Race State	Finished

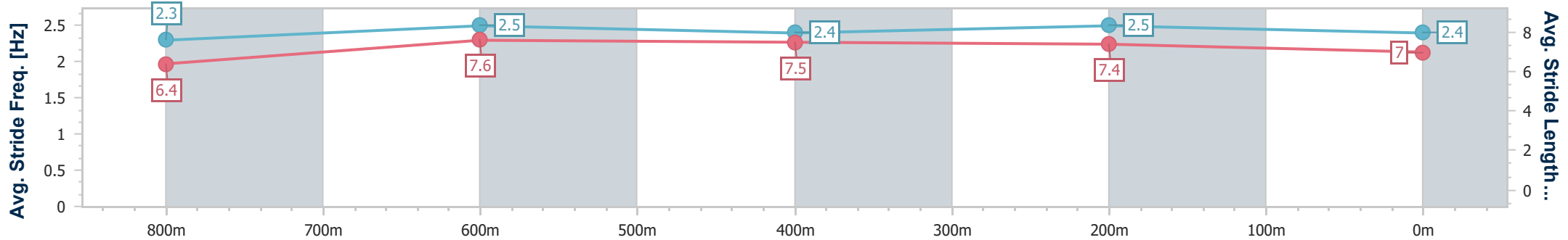
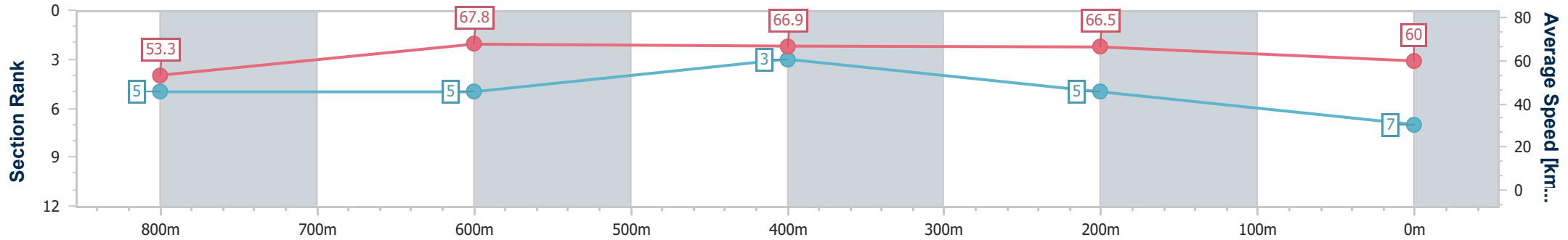


Eagle Farm QLD Professional  
 Race 7: RIDGMONT FARM QTIS Three-Year-Old BENCHMARK  
 70 Handicap - 1000m  
 16 September 2023 - 15:36  
 Track Rating: Good 4, Weather: Fine, Rail Position: +2m Entire Course



BRISBANE RACING CLUB

Section	Overall	800m	600m	400m	200m
Section Times	0:57.96 [7] (0:13.57)	0:44.39 [5] (0:10.70)	0:33.69 [5] (0:10.86)	0:22.83 [3] (0:10.82)	0:12.01 [5] (0:12.01)
Average Speed [km/h]	53.3	67.8	66.9	66.5	60.0
Top Speed [km/h]	67.9	68.5	67.9	68.4	64.3
Avg. Dist. to Rail [m]	4.4	1.6	1.8	5.4	5.3
Avg. Stride Freq. [Hz]	2.3	2.5	2.4	2.5	2.4
Avg. Stride Length [m]	6.4	7.6	7.5	7.4	7.0



- [ ] Ranking at each section and finish
- .-.- No data available at this section
- NA No data available





Horse/Jockey Name	Miss Coota
Final Rank	8
Fastest Section Time (Section)	0:10.74 (400m)
Top Speed [km/h] (Section)	69.5 (800m)
Race State	Finished

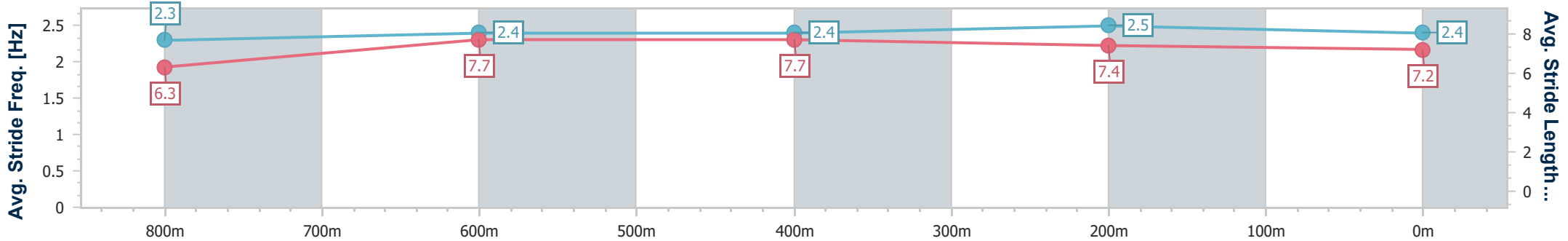
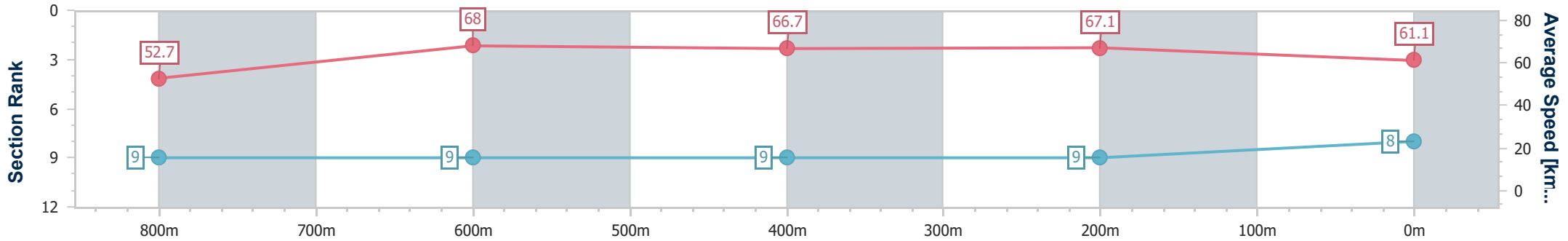


Eagle Farm QLD Professional  
 Race 7: RIDGMONT FARM QTIS Three-Year-Old BENCHMARK  
 70 Handicap - 1000m  
 16 September 2023 - 15:36  
 Track Rating: Good 4, Weather: Fine, Rail Position: +2m Entire Course



BRISBANE  
 RACING CLUB

Section	Overall	800m	600m	400m	200m
Section Times	0:58.25 [8] (0:13.85)	0:44.40 [9] (0:10.77)	0:33.63 [9] (0:11.09)	0:22.54 [9] (0:10.74)	0:11.80 [9] (0:11.80)
Average Speed [km/h]	52.7	68.0	66.7	67.1	61.1
Top Speed [km/h]	67.9	69.5	67.8	68.1	66.8
Avg. Dist. to Rail [m]	8.4	3.9	5.5	9.8	8.5
Avg. Stride Freq. [Hz]	2.3	2.4	2.4	2.5	2.4
Avg. Stride Length [m]	6.3	7.7	7.7	7.4	7.2



- [ ] Ranking at each section and finish
- .-.- No data available at this section
- NA No data available



Horse/Jockey Name	Sonny Daze
Final Rank	9
Fastest Section Time (Section)	0:10.59 (400m)
Top Speed [km/h] (Section)	70.0 (400m)
Race State	Finished

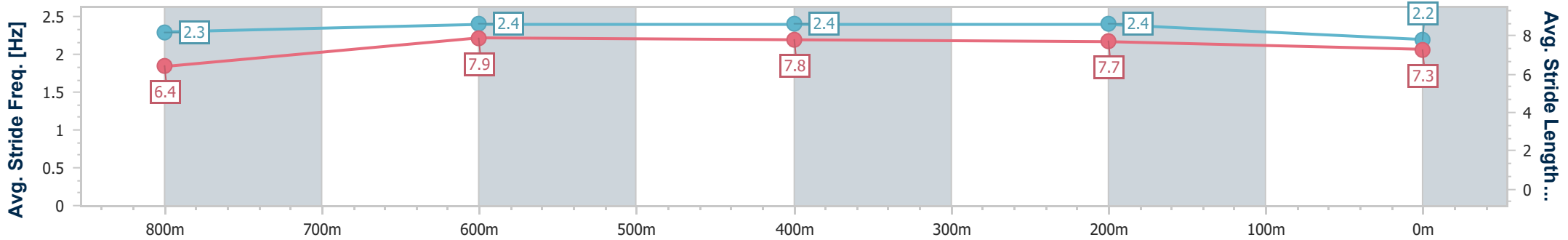
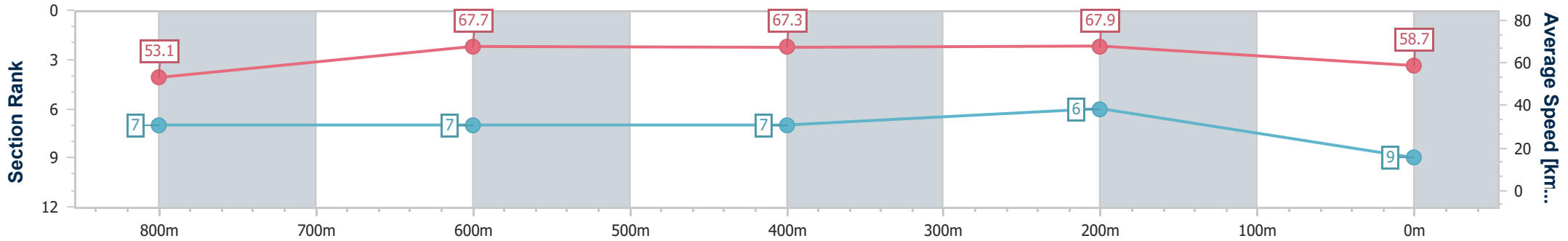


Eagle Farm QLD Professional  
 Race 7: RIDGMONT FARM QTIS Three-Year-Old BENCHMARK  
 70 Handicap - 1000m  
 16 September 2023 - 15:36  
 Track Rating: Good 4, Weather: Fine, Rail Position: +2m Entire Course



BRISBANE  
 RACING CLUB

Section	Overall	800m	600m	400m	200m
Section Times	0:58.26 [9] (0:13.66)	0:44.60 [7] (0:10.82)	0:33.78 [7] (0:10.91)	0:22.87 [7] (0:10.59)	0:12.28 [6] (0:12.28)
Average Speed [km/h]	53.1	67.7	67.3	67.9	58.7
Top Speed [km/h]	67.8	69.5	69.3	70.0	64.5
Avg. Dist. to Rail [m]	5.1	3.3	4.1	8.6	7.2
Avg. Stride Freq. [Hz]	2.3	2.4	2.4	2.4	2.2
Avg. Stride Length [m]	6.4	7.9	7.8	7.7	7.3



- [ ] Ranking at each section and finish
- .-.- No data available at this section
- NA No data available