



Mackay QLD Professional

Race 5: Leading Jockey Ryan Wiggins Handicap - 1300m

19 September 2023 - 15:12



MACKAY TURF CLUB
Ooralea Racecourse

Track Rating: Good 3, Weather: Overcast, Rail Position: True

Section		Overall	1200m	1000m	800m	600m	400m	Last 600m				
Field Times		1:15.56 (0:07.37)	1:08.19 (0:10.53)	0:57.66 (0:10.76)	0:46.90 (0:11.09)	0:35.81 (0:11.60)	0:24.21 (0:11.81)	0:35.81				
Rank	TAB Horse/Jockey	Barrier	Top Speed [km/h]	Fastest Section	Distance Travelled [m]							
1	7 INVINCIBLE JET Erin Molloy	4	69.7 1200m	0:07.69 Overall	1:15.56 [1] (0:07.69)	1:07.87 [5] (0:10.62)	0:57.25 [4] (0:10.67)	0:46.58 [3] (0:11.01)	0:35.57 [3] (0:11.36)	0:24.21 [2] (0:11.86)	0:35.57	
2	1 BRAD Ashley Butler	7	69.0 1200m	0:07.81 Overall	1:15.60 [2] (0:07.81)	1:07.79 [6] (0:10.76)	0:57.03 [6] (0:10.71)	0:46.32 [5] (0:11.07)	0:35.25 [5] (0:11.44)	0:23.81 [5] (0:11.55)	0:35.25	+6
3	5 KOBE ROCKS Dan McGillivray	8	70.0 1200m	0:07.37 Overall	1:15.63 [3] (0:07.37)	1:08.26 [1] (0:10.60)	0:57.66 [2] (0:10.77)	0:46.89 [2] (0:11.21)	0:35.68 [2] (0:11.40)	0:24.28 [1] (0:11.81)	0:35.68	+1
4	4 FRATELLINO Nicole Seymour	3	70.0 1200m	0:07.66 Overall	1:15.98 [4] (0:07.66)	1:08.32 [4] (0:10.53)	0:57.79 [3] (0:10.90)	0:46.89 [4] (0:10.97)	0:35.92 [4] (0:11.47)	0:24.45 [4] (0:11.82)	0:35.92	+7
5	2 BOLD KINGSTON Nikki Olzard	6	70.2 1200m	0:07.39 Overall	1:16.60 [5] (0:07.39)	1:09.21 [2] (0:10.51)	0:58.70 [1] (0:10.76)	0:47.94 [1] (0:11.09)	0:36.85 [1] (0:11.61)	0:25.24 [3] (0:12.07)	0:36.85	+7
6	3 ZOUVILLA Pietro Romeo	1	68.6 1200m	0:07.56 Overall	1:16.74 [6] (0:07.56)	1:09.18 [3] (0:10.78)	0:58.40 [5] (0:10.97)	0:47.43 [6] (0:11.15)	0:36.28 [6] (0:11.65)	0:24.63 [6] (0:11.97)	0:36.28	+7

Scratched: Bold Zip (#9), Schappose (#6), Such A Whit (#8)

[] Ranking at each section and finish
 -:-:- No data available at this section
 NA No data available

SCN Saddle cloth number
 DNF Did not finish
 DNT Did not track



Mackay QLD Professional

Race 5: Leading Jockey Ryan Wiggins Handicap - 1300m

19 September 2023 - 15:12



MACKAY TURF CLUB
Ooralea Racecourse

Track Rating: Good 3, Weather: Overcast, Rail Position: True

Section							200m			Last 600m
Field Times							0:12.40			0:35.81
							(0:12.40)			
Rank	TAB	Horse/Jockey	Barrier	Top Speed [km/h]	Fastest Section	Margin			Distance Travelled [m]	
1	7	INVINCIBLE JET	4	69.7	0:07.69	0:12.35 [2]	1:15.56		0:35.57	
		Erin Molloy		1200m	Overall	(0:12.35)				
2	1	BRAD	7	69.0	0:07.81	0:12.26 [3]	0.2L		0:35.25 +6	
		Ashley Butler		1200m	Overall	(0:12.26)				
3	5	KOBE ROCKS	8	70.0	0:07.37	0:12.47 [1]	0.4L		0:35.68 +1	
		Dan McGillivray		1200m	Overall	(0:12.47)				
4	4	FRATELLINO	3	70.0	0:07.66	0:12.63 [4]	2.4L		0:35.92 +7	
		Nicole Seymour		1200m	Overall	(0:12.63)				
5	2	BOLD KINGSTON	6	70.2	0:07.39	0:13.17 [5]	5.9L		0:36.85 +7	
		Nikki Olzard		1200m	Overall	(0:13.17)				
6	3	ZOUVILLA	1	68.6	0:07.56	0:12.66 [6]	6.7L		0:36.28 +7	
		Pietro Romeo		1200m	Overall	(0:12.66)				

Scratched: Bold Zip (#9), Schappose (#6), Such A Whit (#8)



Horse/Jockey Name	Invincible Jet
Final Rank	1
Fastest Section Time (Section)	0:07.69 (Overall)
Top Speed [km/h] (Section)	69.7 (1200m)
Race State	Finished



Mackay QLD Professional

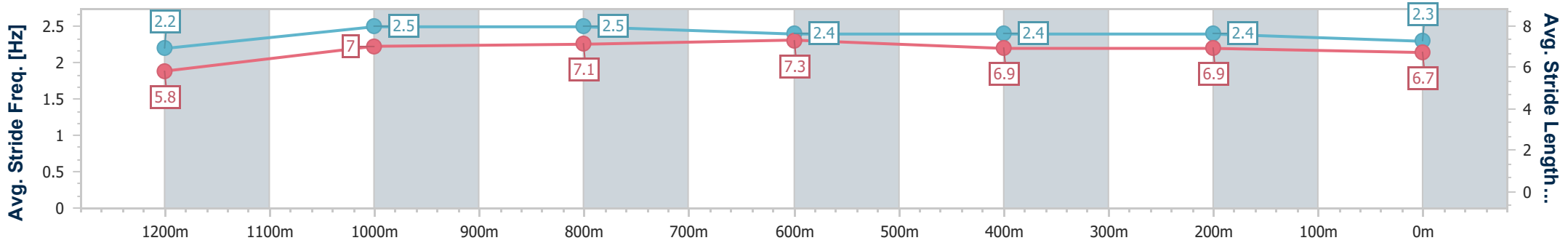
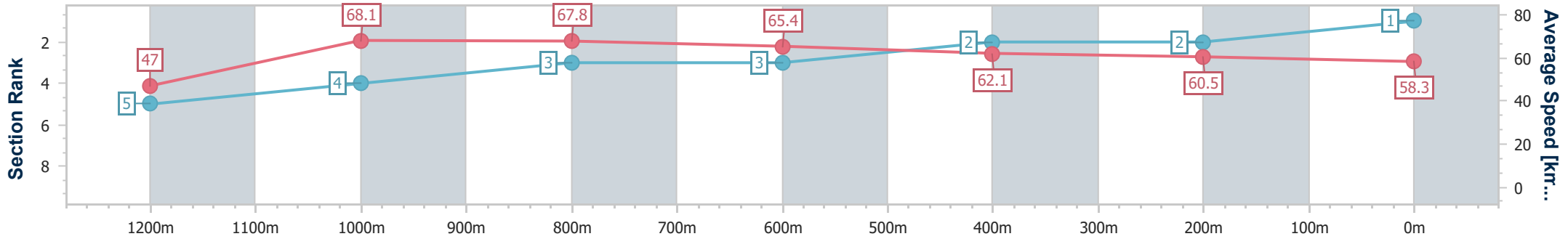
Race 5: Leading Jockey Ryan Wiggins Handicap - 1300m

19 September 2023 - 15:12

Track Rating: Good 3, Weather: Overcast, Rail Position: True



Section	Overall	1200m	1000m	800m	600m	400m	200m
Section Times	1:15.56 [1] (0:07.69)	1:07.87 [5] (0:10.62)	0:57.25 [4] (0:10.67)	0:46.58 [3] (0:11.01)	0:35.57 [3] (0:11.36)	0:24.21 [2] (0:11.86)	0:12.35 [2] (0:12.35)
Average Speed [km/h]	47.0	68.1	67.8	65.4	62.1	60.5	58.3
Top Speed [km/h]	64.7	69.7	69.5	66.4	63.4	62.4	61.2
Avg. Dist. to Rail [m]	11.6	3.2	1.9	0.8	2.5	0.7	0.8
Avg. Stride Freq. [Hz]	2.2	2.5	2.5	2.4	2.4	2.4	2.3
Avg. Stride Length [m]	5.8	7.0	7.1	7.3	6.9	6.9	6.7



- [] Ranking at each section and finish
- .-.- No data available at this section
- NA No data available



Horse/Jockey Name	Brad
Final Rank	2
Fastest Section Time (Section)	0:07.81 (Overall)
Top Speed [km/h] (Section)	69.0 (1200m)
Race State	Finished



Mackay QLD Professional

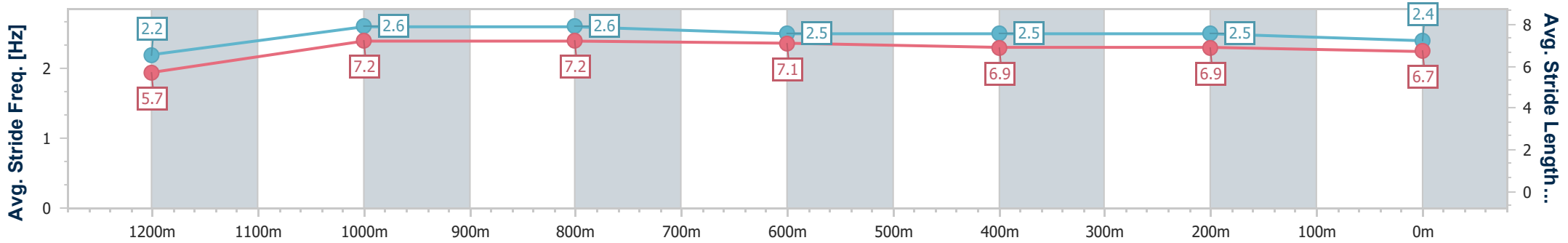
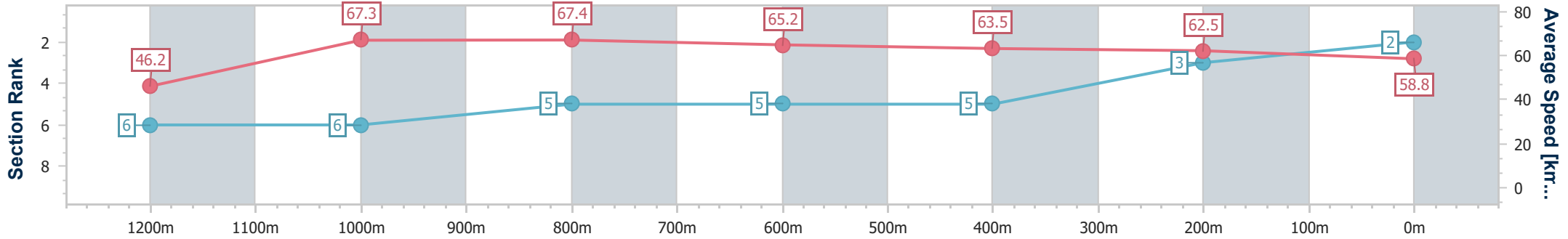
Race 5: Leading Jockey Ryan Wiggins Handicap - 1300m

19 September 2023 - 15:12

Track Rating: Good 3, Weather: Overcast, Rail Position: True



Section	Overall	1200m	1000m	800m	600m	400m	200m
Section Times	1:15.60 [2] (0:07.81)	1:07.79 [6] (0:10.76)	0:57.03 [6] (0:10.71)	0:46.32 [5] (0:11.07)	0:35.25 [5] (0:11.44)	0:23.81 [5] (0:11.55)	0:12.26 [3] (0:12.26)
Average Speed [km/h]	46.2	67.3	67.4	65.2	63.5	62.5	58.8
Top Speed [km/h]	62.5	69.0	67.8	66.1	65.1	63.1	62.4
Avg. Dist. to Rail [m]	12.9	2.1	1.0	1.1	1.1	3.2	4.1
Avg. Stride Freq. [Hz]	2.2	2.6	2.6	2.5	2.5	2.5	2.4
Avg. Stride Length [m]	5.7	7.2	7.2	7.1	6.9	6.9	6.7



- [] Ranking at each section and finish
- .-.- No data available at this section
- NA No data available



Horse/Jockey Name	Kobe Rocks
Final Rank	3
Fastest Section Time (Section)	0:07.37 (Overall)
Top Speed [km/h] (Section)	70.0 (1200m)
Race State	Finished



Mackay QLD Professional

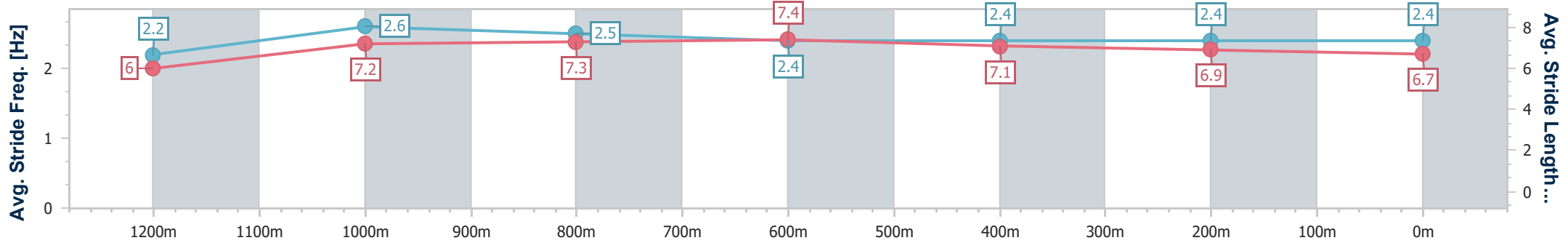
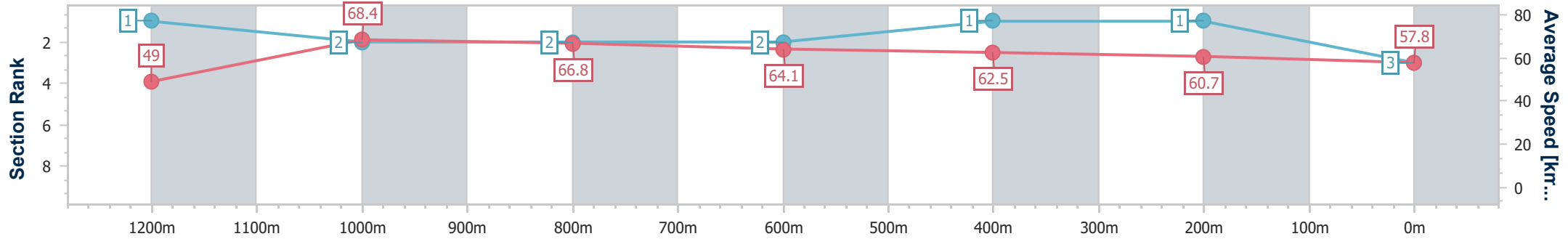
Race 5: Leading Jockey Ryan Wiggins Handicap - 1300m

19 September 2023 - 15:12

Track Rating: Good 3, Weather: Overcast, Rail Position: True



Section	Overall	1200m	1000m	800m	600m	400m	200m
Section Times	1:15.63 [3] (0:07.37)	1:08.26 [1] (0:10.60)	0:57.66 [2] (0:10.77)	0:46.89 [2] (0:11.21)	0:35.68 [2] (0:11.40)	0:24.28 [1] (0:11.81)	0:12.47 [1] (0:12.47)
Average Speed [km/h]	49.0	68.4	66.8	64.1	62.5	60.7	57.8
Top Speed [km/h]	65.0	70.0	69.0	65.2	64.4	62.5	60.7
Avg. Dist. to Rail [m]	14.9	4.0	0.6	0.4	1.3	1.1	1.3
Avg. Stride Freq. [Hz]	2.2	2.6	2.5	2.4	2.4	2.4	2.4
Avg. Stride Length [m]	6.0	7.2	7.3	7.4	7.1	6.9	6.7



- [] Ranking at each section and finish
- .-.- No data available at this section
- NA No data available



Horse/Jockey Name	Fratellino
Final Rank	4
Fastest Section Time (Section)	0:07.66 (Overall)
Top Speed [km/h] (Section)	70.0 (1200m)
Race State	Finished



Mackay QLD Professional

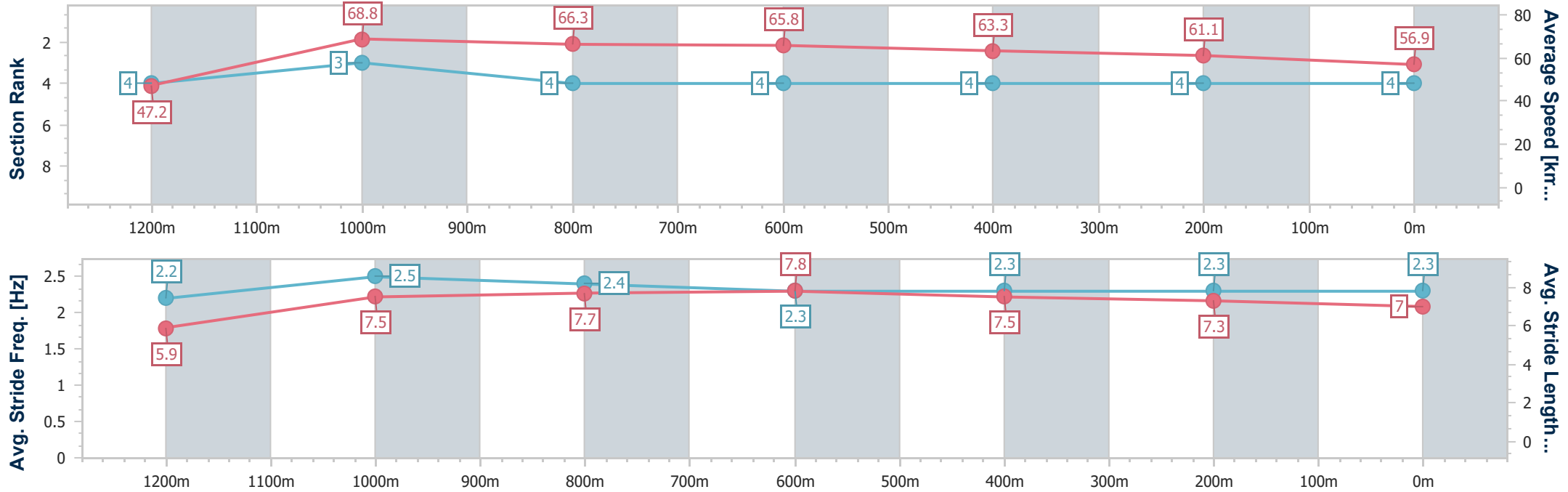
Race 5: Leading Jockey Ryan Wiggins Handicap - 1300m

19 September 2023 - 15:12

Track Rating: Good 3, Weather: Overcast, Rail Position: True



Section	Overall	1200m	1000m	800m	600m	400m	200m
Section Times	1:15.98 [4] (0:07.66)	1:08.32 [4] (0:10.53)	0:57.79 [3] (0:10.90)	0:46.89 [4] (0:10.97)	0:35.92 [4] (0:11.47)	0:24.45 [4] (0:11.82)	0:12.63 [4] (0:12.63)
Average Speed [km/h]	47.2	68.8	66.3	65.8	63.3	61.1	56.9
Top Speed [km/h]	64.5	70.0	69.7	66.6	65.2	63.1	60.2
Avg. Dist. to Rail [m]	10.4	2.4	1.8	1.6	0.8	2.9	3.0
Avg. Stride Freq. [Hz]	2.2	2.5	2.4	2.3	2.3	2.3	2.3
Avg. Stride Length [m]	5.9	7.5	7.7	7.8	7.5	7.3	7.0



- [] Ranking at each section and finish
- .-.- No data available at this section
- NA No data available



Horse/Jockey Name	Bold Kingston
Final Rank	5
Fastest Section Time (Section)	0:07.39 (Overall)
Top Speed [km/h] (Section)	70.2 (1200m)
Race State	Finished



Mackay QLD Professional

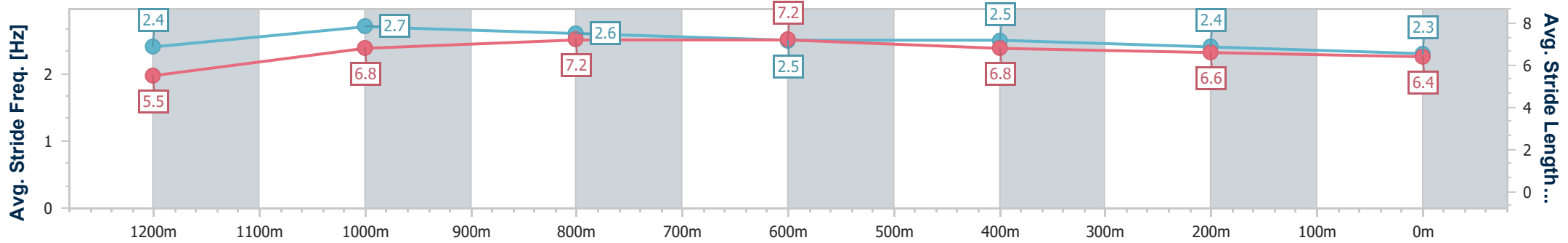
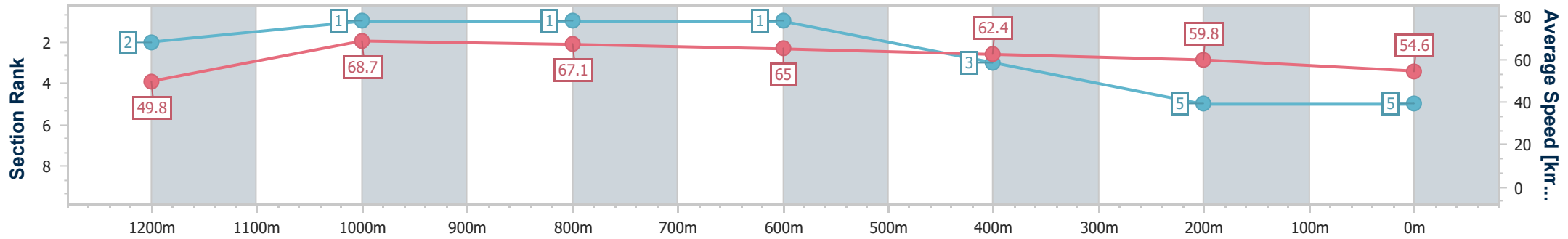
Race 5: Leading Jockey Ryan Wiggins Handicap - 1300m

19 September 2023 - 15:12

Track Rating: Good 3, Weather: Overcast, Rail Position: True



Section	Overall	1200m	1000m	800m	600m	400m	200m
Section Times	1:16.60 [5] (0:07.39)	1:09.21 [2] (0:10.51)	0:58.70 [1] (0:10.76)	0:47.94 [1] (0:11.09)	0:36.85 [1] (0:11.61)	0:25.24 [3] (0:12.07)	0:13.17 [5] (0:13.17)
Average Speed [km/h]	49.8	68.7	67.1	65.0	62.4	59.8	54.6
Top Speed [km/h]	64.9	70.2	69.5	65.9	64.3	61.0	58.0
Avg. Dist. to Rail [m]	11.6	2.6	0.9	0.7	0.7	1.6	1.4
Avg. Stride Freq. [Hz]	2.4	2.7	2.6	2.5	2.5	2.4	2.3
Avg. Stride Length [m]	5.5	6.8	7.2	7.2	6.8	6.6	6.4



- [] Ranking at each section and finish
- .-.- No data available at this section
- NA No data available



Horse/Jockey Name	Zouvilla
Final Rank	6
Fastest Section Time (Section)	0:07.56 (Overall)
Top Speed [km/h] (Section)	68.6 (1200m)
Race State	Finished



Mackay QLD Professional

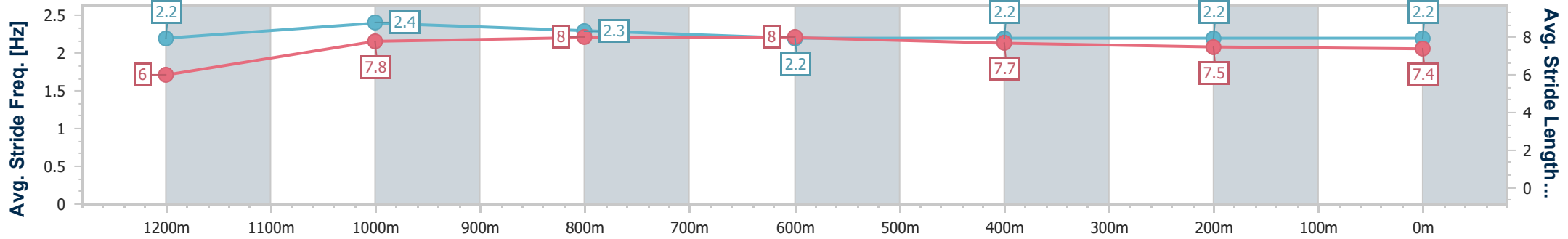
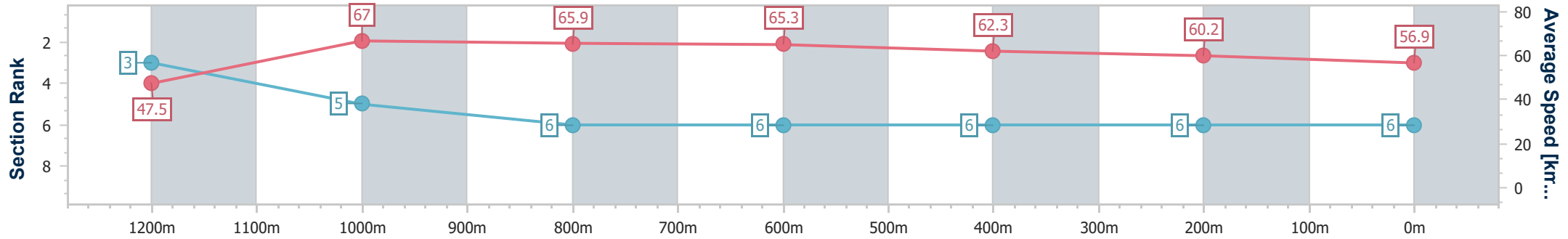
Race 5: Leading Jockey Ryan Wiggins Handicap - 1300m

19 September 2023 - 15:12

Track Rating: Good 3, Weather: Overcast, Rail Position: True



Section	Overall	1200m	1000m	800m	600m	400m	200m
Section Times	1:16.74 [6] (0:07.56)	1:09.18 [3] (0:10.78)	0:58.40 [5] (0:10.97)	0:47.43 [6] (0:11.15)	0:36.28 [6] (0:11.65)	0:24.63 [6] (0:11.97)	0:12.66 [6] (0:12.66)
Average Speed [km/h]	47.5	67.0	65.9	65.3	62.3	60.2	56.9
Top Speed [km/h]	64.6	68.6	67.0	65.9	64.7	61.4	59.8
Avg. Dist. to Rail [m]	8.0	1.3	1.8	2.5	1.2	1.6	3.1
Avg. Stride Freq. [Hz]	2.2	2.4	2.3	2.2	2.2	2.2	2.2
Avg. Stride Length [m]	6.0	7.8	8.0	8.0	7.7	7.5	7.4



- [] Ranking at each section and finish
- .-.- No data available at this section
- NA No data available