



Mackay QLD Professional



Race 6: Leading Apprentice Tahlia Fenl BM65 Handicap - 1050m

19 September 2023 - 15:47

MACKAY TURF CLUB
Ooralea Racecourse

Track Rating: Good 3, Weather: Overcast, Rail Position: True

Section													Last 600m	
Field Times		Overall	1000m	800m	600m	400m	200m						0:34.40	
		1:00.09 (0:04.31)	0:55.78 (0:10.81)	0:44.97 (0:10.57)	0:34.40 (0:11.24)	0:23.16 (0:11.27)	0:11.89 (0:11.89)							
Rank	TAB	Horse/Jockey	Barrier	Top Speed [km/h]	Fastest Section								Margin	Distance Travelled [m]
1	11	FLYING SHAMUS Brooke Johnson	1	69.4 800m	0:04.43 Overall	1:00.09 [1] (0:04.43)	0:55.66 [4] (0:11.10)	0:44.56 [5] (0:10.51)	0:34.05 [4] (0:11.08)	0:22.97 [3] (0:11.08)	0:11.89 [1] (0:11.89)	1:00.09	0:34.05	
2	8	WANNA TWEET Jason Taylor	4	69.8 800m	0:04.49 Overall	1:00.14 [2] (0:04.49)	0:55.65 [5] (0:11.03)	0:44.62 [4] (0:10.60)	0:34.02 [5] (0:11.10)	0:22.92 [5] (0:11.20)	0:11.72 [4] (0:11.72)	0.2L	0:34.02	+6
3	1	KAHAYLAAN Adam Sewell	6	69.9 800m	0:04.50 Overall	1:00.17 [3] (0:04.50)	0:55.67 [6] (0:11.18)	0:44.49 [6] (0:10.52)	0:33.97 [6] (0:11.15)	0:22.82 [6] (0:11.16)	0:11.66 [6] (0:11.66)	0.4L	0:33.97	+6
4	2	KNOCKKNEE Ashley Butler	10	69.4 800m	0:04.52 Overall	1:00.19 [4] (0:04.52)	0:55.67 [7] (0:11.27)	0:44.40 [7] (0:10.50)	0:33.90 [7] (0:11.11)	0:22.79 [7] (0:11.14)	0:11.65 [7] (0:11.65)	0.5L	0:33.90	+4
5	4	SINGLE HONOR Justin Stanley	8	70.5 800m	0:04.38 Overall	1:00.48 [5] (0:04.38)	0:56.10 [3] (0:11.07)	0:45.03 [3] (0:10.52)	0:34.51 [3] (0:11.19)	0:23.32 [4] (0:11.26)	0:12.06 [3] (0:12.06)	2L	0:34.51	+12
6	6	VAPORIZING Pietro Romeo	11	70.8 800m	0:04.70 Overall	1:00.50 [6] (0:04.70)	0:55.80 [8] (0:11.36)	0:44.44 [10] (0:10.44)	0:34.00 [9] (0:11.15)	0:22.85 [10] (0:11.09)	0:11.76 [8] (0:11.76)	2.1L	0:34.00	+7
7	5	WRITTLE Adrian Layt	2	69.5 800m	0:04.31 Overall	1:00.58 [7] (0:04.31)	0:56.27 [1] (0:10.81)	0:45.46 [1] (0:10.57)	0:34.89 [1] (0:11.24)	0:23.65 [1] (0:11.30)	0:12.35 [2] (0:12.35)	2.5L	0:34.89	+9
8	3	CHAMELEON CHOICE Ryan Wiggins	5	70.5 800m	0:04.36 Overall	1:00.66 [8] (0:04.36)	0:56.30 [2] (0:10.99)	0:45.31 [2] (0:10.50)	0:34.81 [2] (0:11.20)	0:23.61 [2] (0:11.38)	0:12.23 [5] (0:12.23)	2.9L	0:34.81	+8
9	9	DENIMS Tahlia Fenlon	12	71.0 800m	0:04.74 Overall	1:01.24 [9] (0:04.74)	0:56.50 [9] (0:11.32)	0:45.18 [9] (0:10.46)	0:34.72 [10] (0:10.98)	0:23.74 [8] (0:11.30)	0:12.44 [9] (0:12.44)	6.2L	0:34.72	+10
10	12	NEWITT Nicole Seymour	9	70.0 800m	0:04.79 Overall	1:01.88 [10] (0:04.79)	0:57.09 [10] (0:11.22)	0:45.87 [8] (0:10.45)	0:35.42 [8] (0:11.05)	0:24.37 [9] (0:11.83)	0:12.54 [10] (0:12.54)	10L	0:35.42	+2

Scratched: Sirfina (#7), Track Tale (#10)

[] Ranking at each section and finish
 -:-:- No data available at this section
 NA No data available

SCN Saddle cloth number
 DNF Did not finish
 DNT Did not track



Horse/Jockey Name	Flying Shamus
Final Rank	1
Fastest Section Time (Section)	0:04.43 (Overall)
Top Speed [km/h] (Section)	69.4 (800m)
Race State	Finished



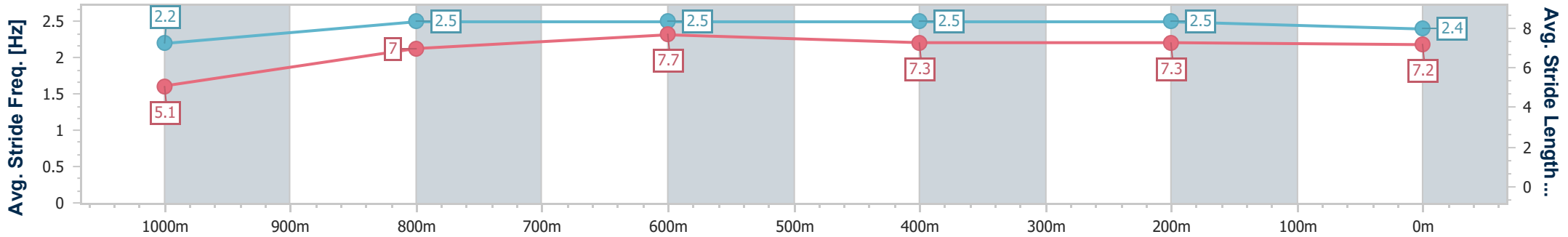
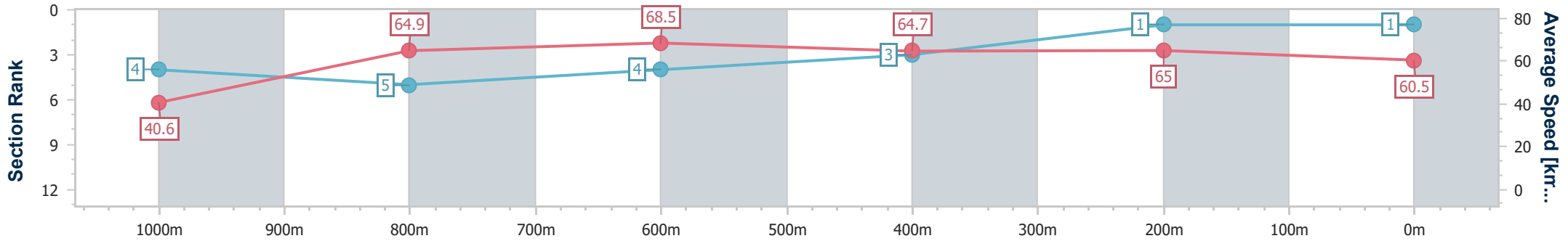
Mackay QLD Professional
Race 6: Leading Apprentice Tahlia Feni BM65 Handicap - 1050m



19 September 2023 - 15:47

Track Rating: Good 3, Weather: Overcast, Rail Position: True

Section	Overall	1000m	800m	600m	400m	200m
Section Times	1:00.09 [1] (0:04.43)	0:55.66 [4] (0:11.10)	0:44.56 [5] (0:10.51)	0:34.05 [4] (0:11.08)	0:22.97 [3] (0:11.08)	0:11.89 [1] (0:11.89)
Average Speed [km/h]	40.6	64.9	68.5	64.7	65.0	60.5
Top Speed [km/h]	54.4	68.7	69.4	67.9	65.4	64.1
Avg. Dist. to Rail [m]	1.5	0.7	0.4	0.4	1.3	3.3
Avg. Stride Freq. [Hz]	2.2	2.5	2.5	2.5	2.5	2.4
Avg. Stride Length [m]	5.1	7.0	7.7	7.3	7.3	7.2



- [] Ranking at each section and finish
- .-.- No data available at this section
- NA No data available



Horse/Jockey Name	Wanna Tweet
Final Rank	2
Fastest Section Time (Section)	0:04.49 (Overall)
Top Speed [km/h] (Section)	69.8 (800m)
Race State	Finished



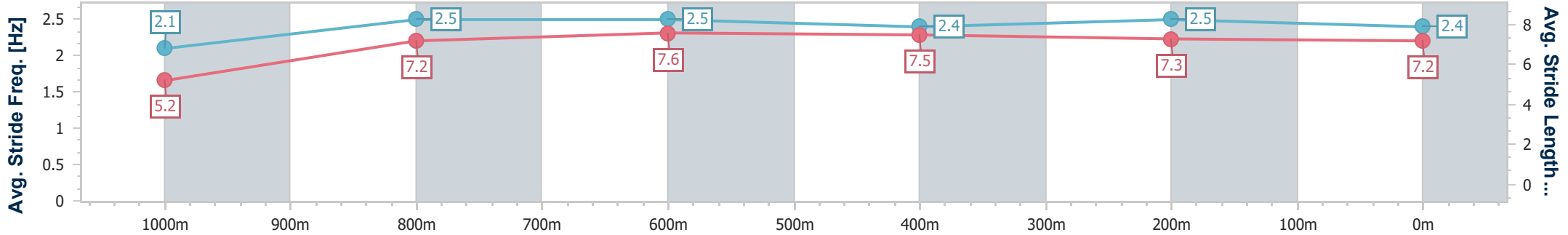
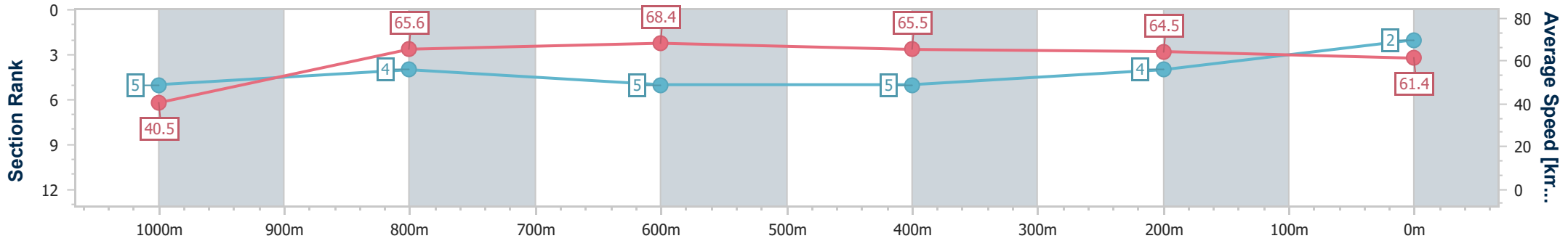
Mackay QLD Professional
Race 6: Leading Apprentice Tahlia Feni BM65 Handicap - 1050m



19 September 2023 - 15:47

Track Rating: Good 3, Weather: Overcast, Rail Position: True

Section	Overall	1000m	800m	600m	400m	200m
Section Times	1:00.14 [2] (0:04.49)	0:55.65 [5] (0:11.03)	0:44.62 [4] (0:10.60)	0:34.02 [5] (0:11.10)	0:22.92 [5] (0:11.20)	0:11.72 [4]
Average Speed [km/h]	40.5	65.6	68.4	65.5	64.5	61.4
Top Speed [km/h]	55.2	69.6	69.8	66.4	65.2	64.2
Avg. Dist. to Rail [m]	1.3	2.2	2.4	1.4	2.9	5.5
Avg. Stride Freq. [Hz]	2.1	2.5	2.5	2.4	2.5	2.4
Avg. Stride Length [m]	5.2	7.2	7.6	7.5	7.3	7.2



- [] Ranking at each section and finish
- .-.- No data available at this section
- NA No data available



Horse/Jockey Name	Kahaylaan
Final Rank	3
Fastest Section Time (Section)	0:04.50 (Overall)
Top Speed [km/h] (Section)	69.9 (800m)
Race State	Finished



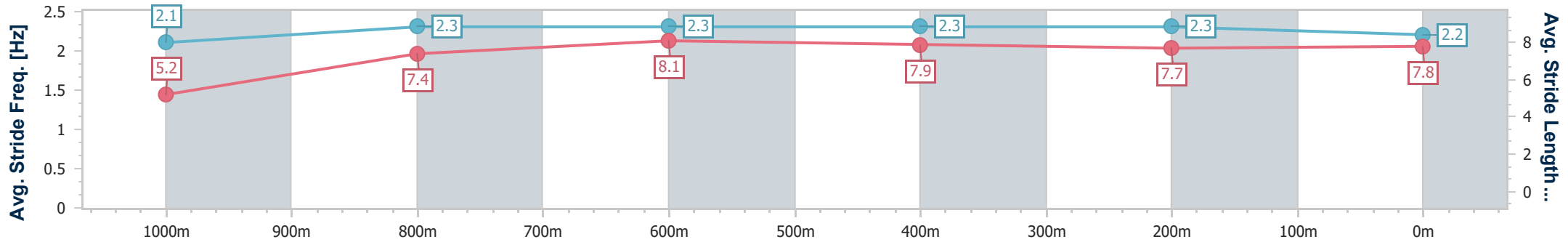
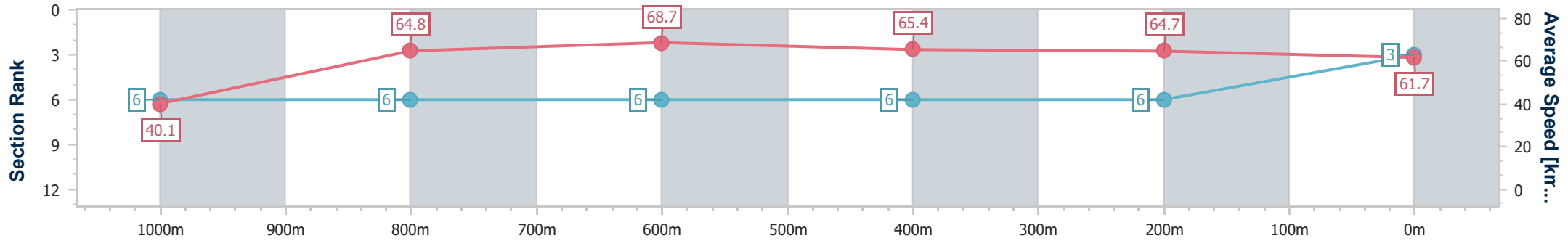
Mackay QLD Professional
Race 6: Leading Apprentice Tahlia Feni BM65 Handicap - 1050m



19 September 2023 - 15:47

Track Rating: Good 3, Weather: Overcast, Rail Position: True

Section	Overall	1000m	800m	600m	400m	200m
Section Times	1:00.17 [3] (0:04.50)	0:55.67 [6] (0:11.18)	0:44.49 [6] (0:10.52)	0:33.97 [6] (0:11.15)	0:22.82 [6] (0:11.16)	0:11.66 [6] (0:11.66)
Average Speed [km/h]	40.1	64.8	68.7	65.4	64.7	61.7
Top Speed [km/h]	52.7	69.5	69.9	66.9	65.3	64.2
Avg. Dist. to Rail [m]	2.7	3.0	1.2	1.8	2.6	4.2
Avg. Stride Freq. [Hz]	2.1	2.3	2.3	2.3	2.3	2.2
Avg. Stride Length [m]	5.2	7.4	8.1	7.9	7.7	7.8



- [] Ranking at each section and finish
- .-.- No data available at this section
- NA No data available



Horse/Jockey Name	Knockknee
Final Rank	4
Fastest Section Time (Section)	0:04.52 (Overall)
Top Speed [km/h] (Section)	69.4 (800m)
Race State	Finished



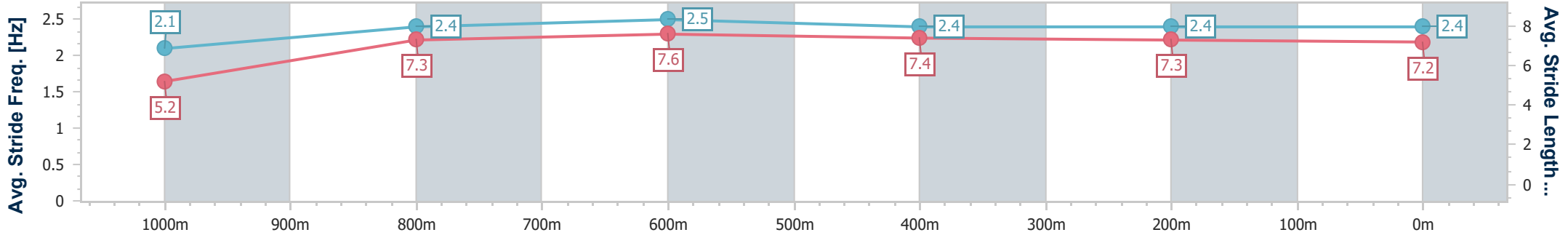
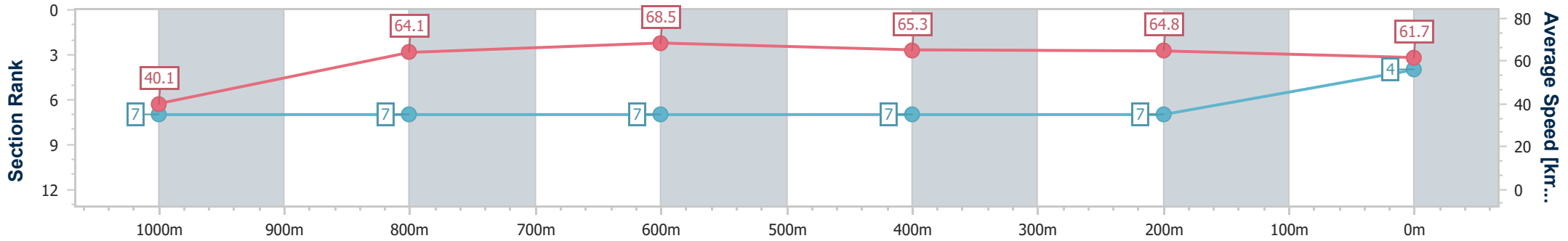
Mackay QLD Professional
Race 6: Leading Apprentice Tahlia Feni BM65 Handicap - 1050m



19 September 2023 - 15:47

Track Rating: Good 3, Weather: Overcast, Rail Position: True

Section	Overall	1000m	800m	600m	400m	200m
Section Times	1:00.19 [4] (0:04.52)	0:55.67 [7] (0:11.27)	0:44.40 [7] (0:10.50)	0:33.90 [7] (0:11.11)	0:22.79 [7] (0:11.14)	0:11.65 [7] (0:11.65)
Average Speed [km/h]	40.1	64.1	68.5	65.3	64.8	61.7
Top Speed [km/h]	54.0	68.7	69.4	67.7	65.7	64.2
Avg. Dist. to Rail [m]	5.1	2.9	0.4	1.2	4.1	9.0
Avg. Stride Freq. [Hz]	2.1	2.4	2.5	2.4	2.4	2.4
Avg. Stride Length [m]	5.2	7.3	7.6	7.4	7.3	7.2



- [] Ranking at each section and finish
- .-.- No data available at this section
- NA No data available



Horse/Jockey Name	Single Honor
Final Rank	5
Fastest Section Time (Section)	0:04.38 (Overall)
Top Speed [km/h] (Section)	70.5 (800m)
Race State	Finished



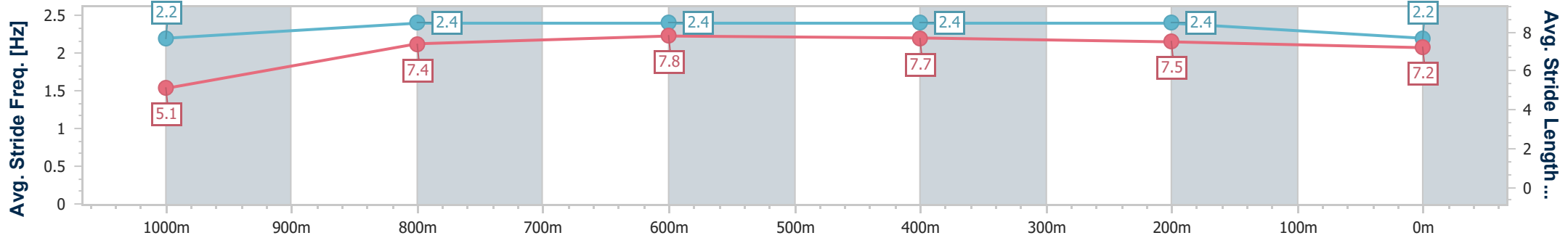
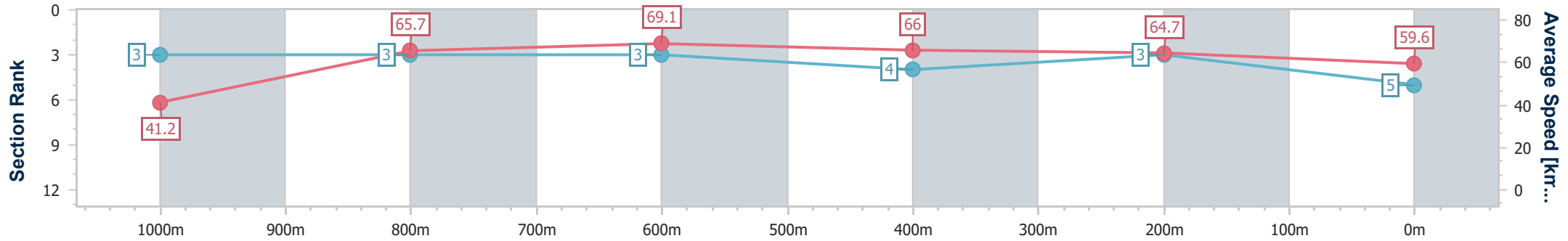
Mackay QLD Professional
Race 6: Leading Apprentice Tahlia Fenl BM65 Handicap - 1050m



19 September 2023 - 15:47

Track Rating: Good 3, Weather: Overcast, Rail Position: True

Section	Overall	1000m	800m	600m	400m	200m
Section Times	1:00.48 [5] (0:04.38)	0:56.10 [3] (0:11.07)	0:45.03 [3] (0:10.52)	0:34.51 [3] (0:11.19)	0:23.32 [4] (0:11.26)	0:12.06 [3] (0:12.06)
Average Speed [km/h]	41.2	65.7	69.1	66.0	64.7	59.6
Top Speed [km/h]	54.4	70.0	70.5	68.0	65.9	64.4
Avg. Dist. to Rail [m]	4.2	4.4	3.1	3.4	6.0	8.4
Avg. Stride Freq. [Hz]	2.2	2.4	2.4	2.4	2.4	2.2
Avg. Stride Length [m]	5.1	7.4	7.8	7.7	7.5	7.2



- [] Ranking at each section and finish
- .-.- No data available at this section
- NA No data available



Horse/Jockey Name	Vaporizing
Final Rank	6
Fastest Section Time (Section)	0:04.70 (Overall)
Top Speed [km/h] (Section)	70.8 (800m)
Race State	Finished



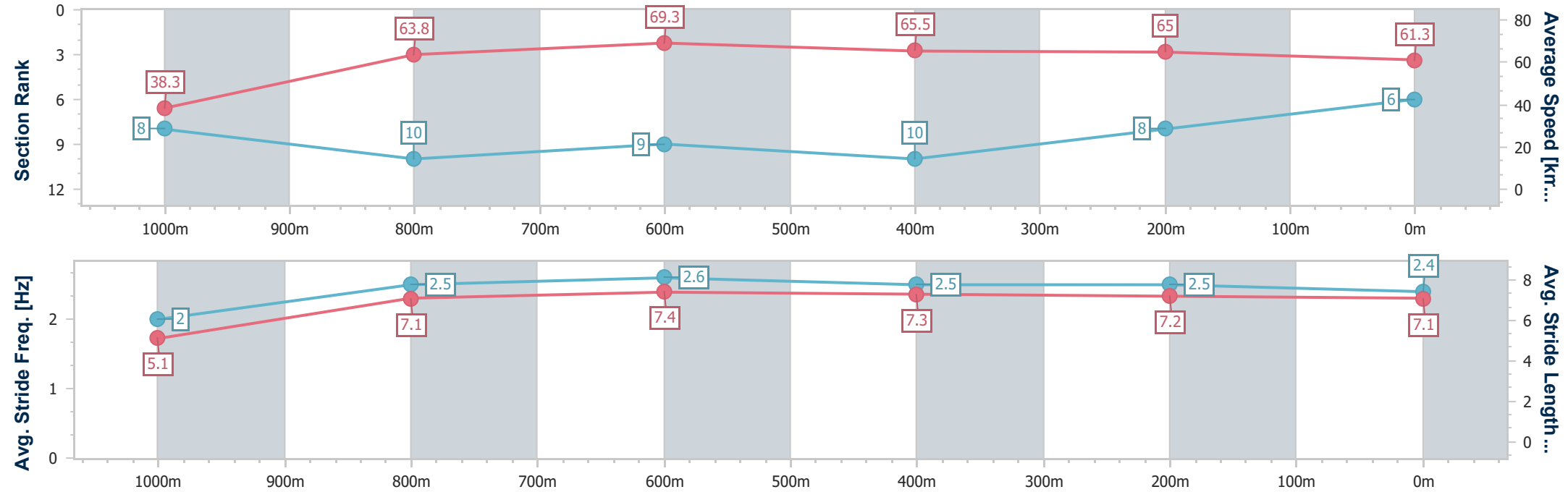
Mackay QLD Professional
Race 6: Leading Apprentice Tahlia Feni BM65 Handicap - 1050m



19 September 2023 - 15:47

Track Rating: Good 3, Weather: Overcast, Rail Position: True

Section	Overall	1000m	800m	600m	400m	200m
Section Times	1:00.50 [6] (0:04.70)	0:55.80 [8] (0:11.36)	0:44.44 [10] (0:10.44)	0:34.00 [9] (0:11.15)	0:22.85 [10] (0:11.09)	0:11.76 [8] (0:11.76)
Average Speed [km/h]	38.3	63.8	69.3	65.5	65.0	61.3
Top Speed [km/h]	51.8	68.4	70.8	66.9	65.9	64.5
Avg. Dist. to Rail [m]	6.3	3.7	1.5	1.9	2.9	8.1
Avg. Stride Freq. [Hz]	2.0	2.5	2.6	2.5	2.5	2.4
Avg. Stride Length [m]	5.1	7.1	7.4	7.3	7.2	7.1



- [] Ranking at each section and finish
- .-.- No data available at this section
- NA No data available



Horse/Jockey Name	Writtle
Final Rank	7
Fastest Section Time (Section)	0:04.31 (Overall)
Top Speed [km/h] (Section)	69.5 (800m)
Race State	Finished



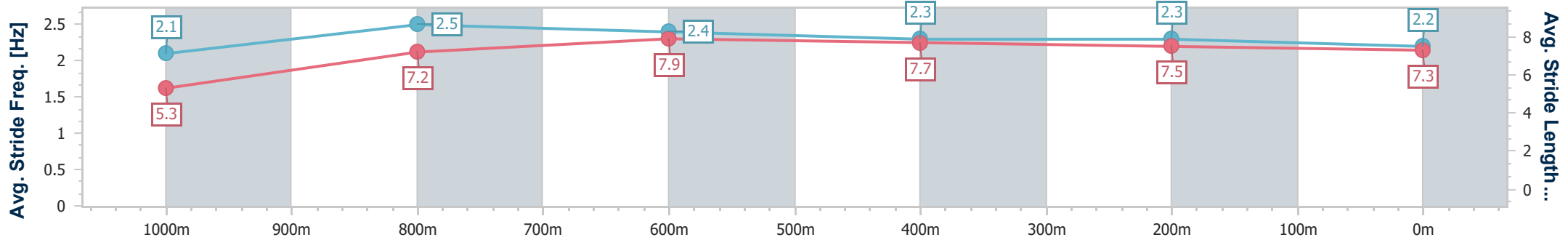
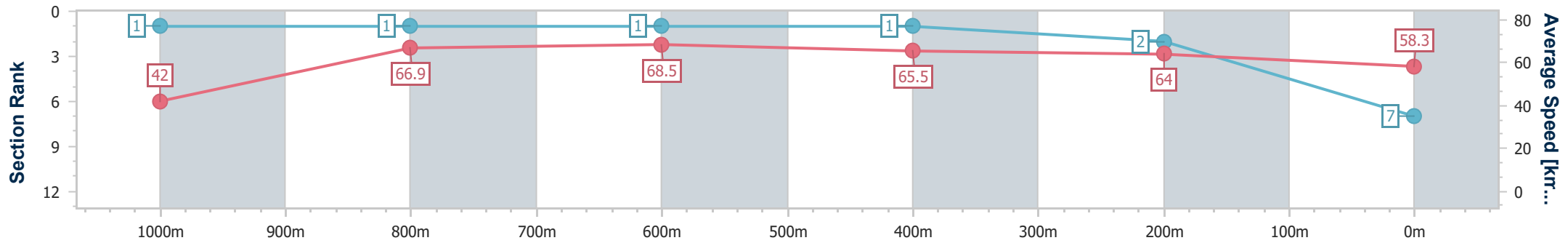
Mackay QLD Professional
Race 6: Leading Apprentice Tahlia Fenl BM65 Handicap - 1050m



19 September 2023 - 15:47

Track Rating: Good 3, Weather: Overcast, Rail Position: True

Section	Overall	1000m	800m	600m	400m	200m
Section Times	1:00.58 [7] (0:04.31)	0:56.27 [1] (0:10.81)	0:45.46 [1] (0:10.57)	0:34.89 [1] (0:11.24)	0:23.65 [1] (0:11.30)	0:12.35 [2] (0:12.35)
Average Speed [km/h]	42.0	66.9	68.5	65.5	64.0	58.3
Top Speed [km/h]	55.2	69.1	69.5	66.5	65.2	62.4
Avg. Dist. to Rail [m]	0.4	1.8	1.0	3.2	1.5	2.2
Avg. Stride Freq. [Hz]	2.1	2.5	2.4	2.3	2.3	2.2
Avg. Stride Length [m]	5.3	7.2	7.9	7.7	7.5	7.3



- [] Ranking at each section and finish
- .-.- No data available at this section
- NA No data available



Horse/Jockey Name	Chameleon Choice
Final Rank	8
Fastest Section Time (Section)	0:04.36 (Overall)
Top Speed [km/h] (Section)	70.5 (800m)
Race State	Finished



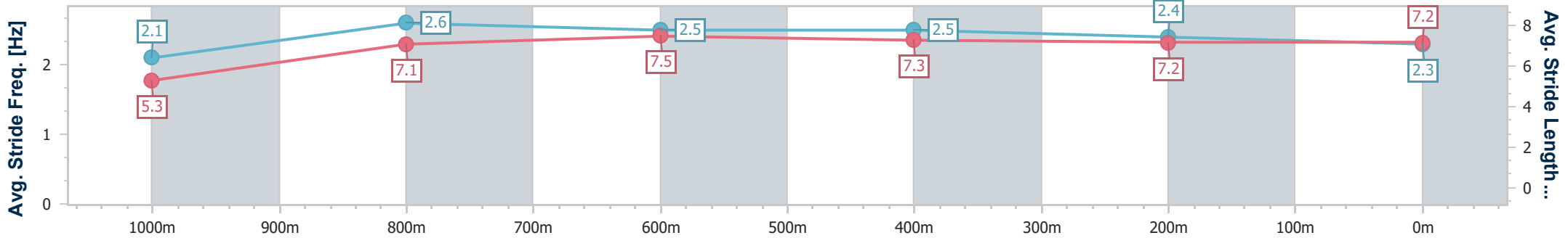
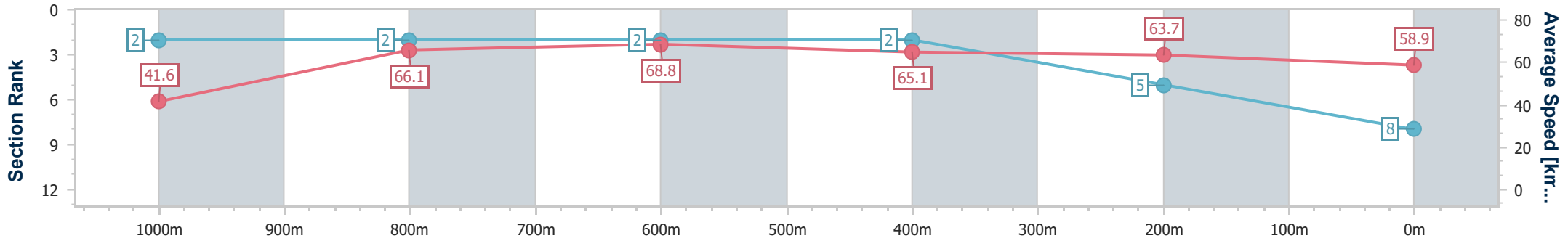
Mackay QLD Professional
Race 6: Leading Apprentice Tahlia Feni BM65 Handicap - 1050m



19 September 2023 - 15:47

Track Rating: Good 3, Weather: Overcast, Rail Position: True

Section	Overall	1000m	800m	600m	400m	200m
Section Times	1:00.66 [8] (0:04.36)	0:56.30 [2] (0:10.99)	0:45.31 [2] (0:10.50)	0:34.81 [2] (0:11.20)	0:23.61 [2] (0:11.38)	0:12.23 [5] (0:12.23)
Average Speed [km/h]	41.6	66.1	68.8	65.1	63.7	58.9
Top Speed [km/h]	55.6	68.8	70.5	66.7	64.5	62.8
Avg. Dist. to Rail [m]	3.0	3.9	1.6	1.6	4.4	7.4
Avg. Stride Freq. [Hz]	2.1	2.6	2.5	2.5	2.4	2.3
Avg. Stride Length [m]	5.3	7.1	7.5	7.3	7.2	7.2



- [] Ranking at each section and finish
- .-.- No data available at this section
- NA No data available



Horse/Jockey Name	Denims
Final Rank	9
Fastest Section Time (Section)	0:04.74 (Overall)
Top Speed [km/h] (Section)	71.0 (800m)
Race State	Finished



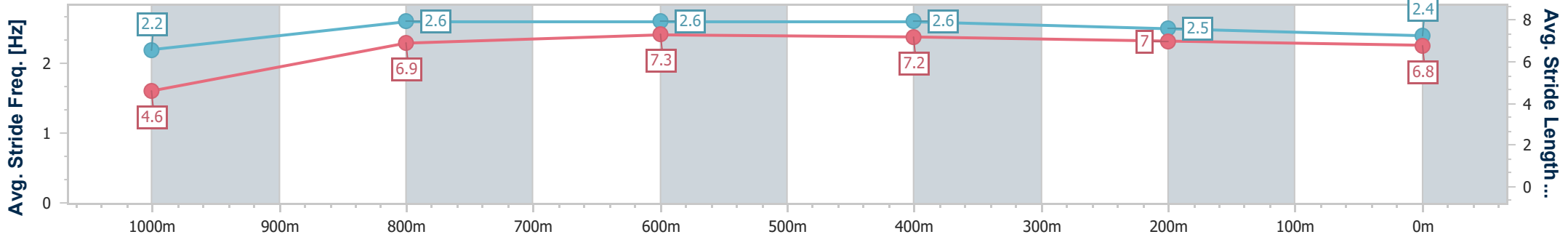
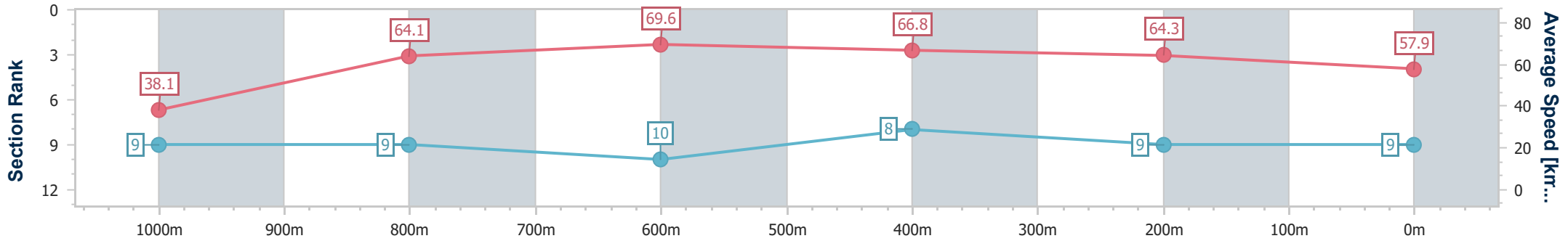
Mackay QLD Professional
Race 6: Leading Apprentice Tahlia Fenl BM65 Handicap - 1050m



19 September 2023 - 15:47

Track Rating: Good 3, Weather: Overcast, Rail Position: True

Section	Overall	1000m	800m	600m	400m	200m
Section Times	1:01.24 [9] (0:04.74)	0:56.50 [9] (0:11.32)	0:45.18 [9] (0:10.46)	0:34.72 [10] (0:10.98)	0:23.74 [8] (0:11.30)	0:12.44 [9] (0:12.44)
Average Speed [km/h]	38.1	64.1	69.6	66.8	64.3	57.9
Top Speed [km/h]	53.3	70.0	71.0	68.0	65.6	63.1
Avg. Dist. to Rail [m]	7.4	4.3	2.9	2.3	6.1	9.0
Avg. Stride Freq. [Hz]	2.2	2.6	2.6	2.6	2.5	2.4
Avg. Stride Length [m]	4.6	6.9	7.3	7.2	7.0	6.8



- [] Ranking at each section and finish
- .-.- No data available at this section
- NA No data available



Horse/Jockey Name	Newitt
Final Rank	10
Fastest Section Time (Section)	0:04.79 (Overall)
Top Speed [km/h] (Section)	70.0 (800m)
Race State	Finished



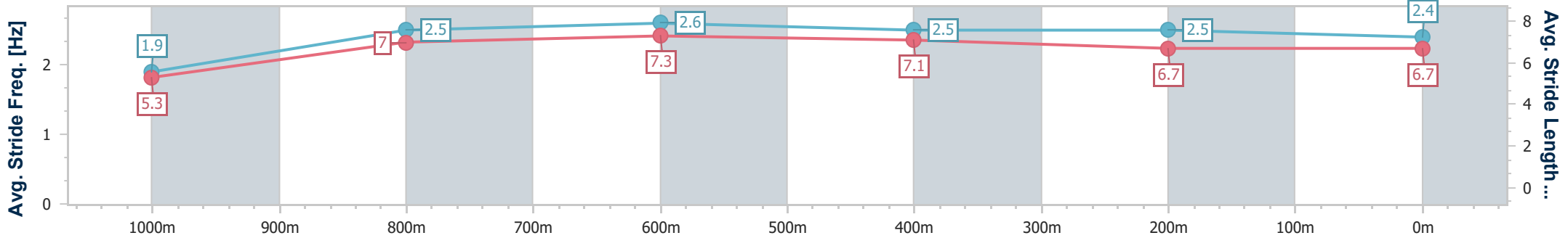
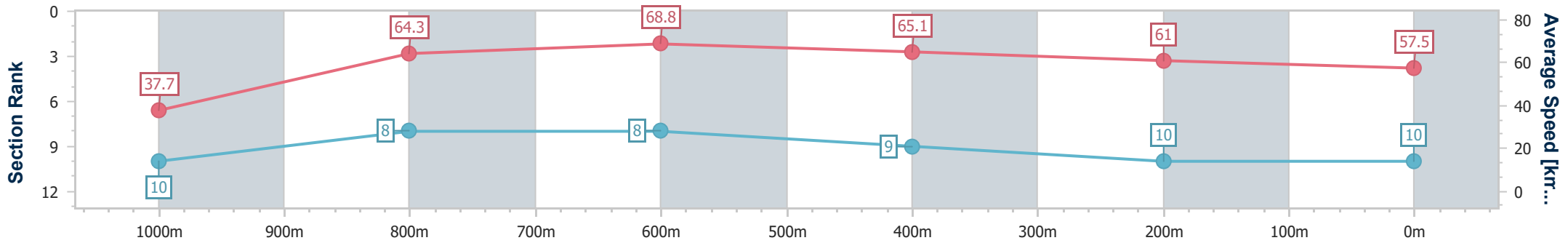
Mackay QLD Professional
Race 6: Leading Apprentice Tahlia Fenl BM65 Handicap - 1050m



19 September 2023 - 15:47

Track Rating: Good 3, Weather: Overcast, Rail Position: True

Section	Overall	1000m	800m	600m	400m	200m
Section Times	1:01.88 [10] (0:04.79)	0:57.09 [10] (0:11.22)	0:45.87 [8] (0:10.45)	0:35.42 [8] (0:11.05)	0:24.37 [9] (0:11.83)	0:12.54 [10] (0:12.54)
Average Speed [km/h]	37.7	64.3	68.8	65.1	61.0	57.5
Top Speed [km/h]	52.8	69.8	70.0	65.8	63.6	59.9
Avg. Dist. to Rail [m]	4.5	1.9	0.3	0.3	2.1	5.1
Avg. Stride Freq. [Hz]	1.9	2.5	2.6	2.5	2.5	2.4
Avg. Stride Length [m]	5.3	7.0	7.3	7.1	6.7	6.7



- [] Ranking at each section and finish
- .-.- No data available at this section
- NA No data available