

Track Rating: Good 4, Weather: Fine, Rail Position: +10m Entire

Section		Overall	1600m	1400m	1200m	1000m	800m	600m	Last 600m				
Field Times		1:44.91 (0:09.16)	1:35.75 (0:11.19)	1:24.56 (0:11.78)	1:12.78 (0:12.18)	1:00.60 (0:12.39)	0:48.21 (0:12.47)	0:35.74 (0:11.93)	0:35.74				
Rank	TAB Horse/Jockey	Barrier	Top Speed [km/h]	Fastest Section									Distance Travelled [m]
1	9 DAULAT TAI PANAZIZ Emily Lang	5	62.4 200m	0:09.38 Overall	1:44.91 [1] (0:09.38)	1:35.53 [3] (0:12.24)	1:23.29 [3] (0:11.99)	1:11.30 [3] (0:11.85)	0:59.45 [4] (0:11.99)	0:47.46 [4] (0:12.15)	0:35.31 [4] (0:11.86)	0:35.31	
2	5 FOXY FRAULIEN Rikki Jamieson	2	63.4 1600m	0:09.16 Overall	1:44.97 [2] (0:09.16)	1:35.81 [1] (0:11.55)	1:24.26 [2] (0:11.99)	1:12.27 [2] (0:12.35)	0:59.92 [2] (0:12.12)	0:47.80 [2] (0:12.17)	0:35.63 [2] (0:11.91)	0:35.63	+2
3	10 TEE AMICI Georgina Cartwright	10	65.8 1600m	0:09.20 Overall	1:44.98 [3] (0:09.20)	1:35.78 [2] (0:11.15)	1:24.63 [1] (0:11.78)	1:12.85 [1] (0:12.18)	1:00.67 [1] (0:12.39)	0:48.28 [1] (0:12.47)	0:35.81 [1] (0:11.93)	0:35.81	-5
4	1 JAKKALBERRY FINN Melea Castle	1	62.2 400m	0:09.87 Overall	1:45.12 [4] (0:09.87)	1:35.25 [6] (0:12.11)	1:23.14 [6] (0:11.96)	1:11.18 [5] (0:11.84)	0:59.34 [5] (0:11.86)	0:47.48 [5] (0:12.01)	0:35.47 [5] (0:11.88)	0:35.47	-3
5	2 VITESSE FRANCAIS James Orman	3	61.6 1200m	0:09.59 Overall	1:45.25 [5] (0:09.59)	1:35.66 [4] (0:12.15)	1:23.51 [4] (0:11.89)	1:11.62 [4] (0:11.76)	0:59.86 [3] (0:11.96)	0:47.90 [3] (0:12.04)	0:35.86 [3] (0:11.93)	0:35.86	-4
6	4 DUKE OF GORDON Damien Thornton	4	62.3 600m	0:09.68 Overall	1:45.27 [6] (0:09.68)	1:35.59 [5] (0:12.19)	1:23.40 [5] (0:12.11)	1:11.29 [6] (0:11.89)	0:59.40 [6] (0:11.83)	0:47.57 [6] (0:12.02)	0:35.55 [6] (0:11.74)	0:35.55	+4
7	6 TRIPLE CITIZEN Karl Zechner	9	63.1 600m	0:09.94 Overall	1:45.31 [7] (0:09.94)	1:35.37 [7] (0:12.18)	1:23.19 [7] (0:12.15)	1:11.04 [7] (0:11.83)	0:59.21 [7] (0:11.79)	0:47.42 [7] (0:11.99)	0:35.43 [7] (0:11.71)	0:35.43	+5
8	8 BAY STREET Taylor Marshall	6	63.0 1000m	0:10.02 Overall	1:45.53 [8] (0:10.02)	1:35.51 [8] (0:12.26)	1:23.25 [8] (0:12.10)	1:11.15 [8] (0:11.85)	0:59.30 [8] (0:11.69)	0:47.61 [8] (0:11.99)	0:35.62 [8] (0:11.84)	0:35.62	-1

Scratched: Midnight Rambler (#3), The Love Rocket (#7)

Ipswich QLD Professional

Race 2: CONTRACT CHEFS AUSTRALIA Class 4 Handicap - 1710m

25 September 2023 - 13:17

Track Rating: Good 4, Weather: Fine, Rail Position: +10m Entire

Section				400m	200m			Last 600m			
Field Times				0:23.81 (0:11.93)	0:11.88 (0:11.88)			0:35.74			
Rank	TAB	Horse/Jockey	Barrier	Top Speed [km/h]	Fastest Section	Margin				Distance Travelled [m]	
1	9	DAULAT TAI PANAZIZ Emily Lang	5	62.4 200m	0:09.38 Overall	0:23.45 [5] (0:11.74)	0:11.71 [3] (0:11.71)	1:44.91		0:35.31	
2	5	FOXY FRAULIEN Rikki Jamieson	2	63.4 1600m	0:09.16 Overall	0:23.72 [2] (0:11.88)	0:11.84 [2] (0:11.84)	0.3L		0:35.63	+2
3	10	TEE AMICI Georgina Cartwright	10	65.8 1600m	0:09.20 Overall	0:23.88 [1] (0:11.93)	0:11.95 [1] (0:11.95)	0.4L		0:35.81	-5
4	1	JAKKALBERRY FINN Melea Castle	1	62.2 400m	0:09.87 Overall	0:23.59 [6] (0:11.77)	0:11.82 [5] (0:11.82)	1.2L		0:35.47	-3
5	2	VITESSE FRANCAIS James Orman	3	61.6 1200m	0:09.59 Overall	0:23.93 [3] (0:11.92)	0:12.01 [4] (0:12.01)	2L		0:35.86	-4
6	4	DUKE OF GORDON Damien Thornton	4	62.3 600m	0:09.68 Overall	0:23.81 [4] (0:11.85)	0:11.96 [6] (0:11.96)	2.1L		0:35.55	+4
7	6	TRIPLE CITIZEN Karl Zechner	9	63.1 600m	0:09.94 Overall	0:23.72 [7] (0:11.81)	0:11.91 [7] (0:11.91)	2.3L		0:35.43	+5
8	8	BAY STREET Taylor Marshall	6	63.0 1000m	0:10.02 Overall	0:23.78 [8] (0:11.75)	0:12.03 [8] (0:12.03)	3.6L		0:35.62	-1

Scratched: Midnight Rambler (#3), The Love Rocket (#7)



Horse/Jockey Name	Daulat Tai Panaziz
Final Rank	1
Fastest Section Time (Section)	0:09.38 (Overall)
Top Speed [km/h] (Section)	62.4 (200m)
Race State	Finished



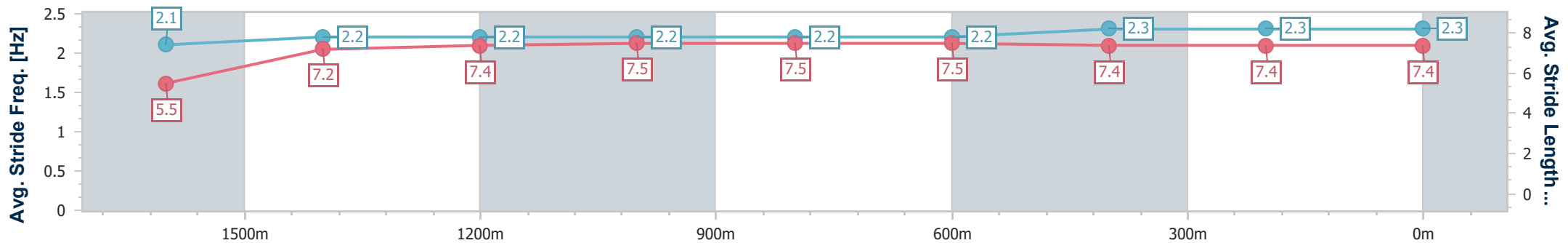
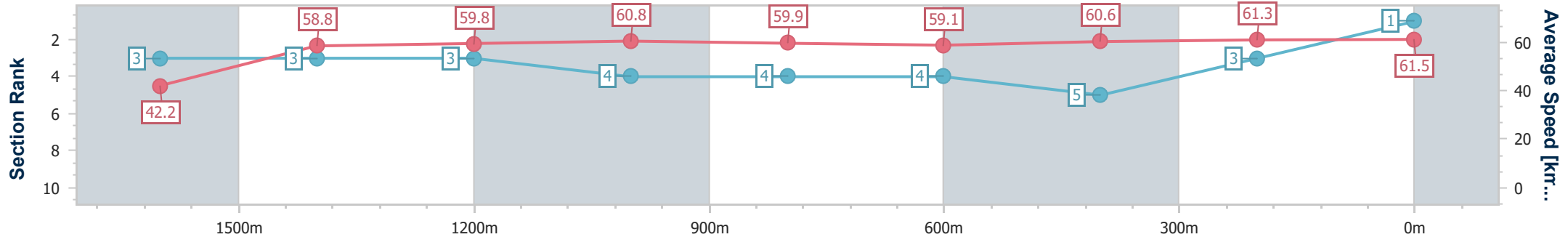
Ipswich QLD Professional
Race 2: CONTRACT CHEFS AUSTRALIA Class 4 Handicap - 1710m



25 September 2023 - 13:17

Track Rating: Good 4, Weather: Fine, Rail Position: +10m Entire

Section	Overall	1600m	1400m	1200m	1000m	800m	600m	400m	200m				
Section Times	1:44.91 [1] (0:09.38)	1:35.53 [3] (0:12.24)	1:23.29 [3] (0:11.99)	1:11.30 [3] (0:11.85)	0:59.45 [4] (0:11.99)	0:47.46 [4] (0:12.15)	0:35.31 [4] (0:11.86)	0:23.45 [5] (0:11.74)	0:11.71 [3] (0:11.71)				
Average Speed [km/h]	42.2	58.8	59.8	60.8	59.9	59.1	60.6	61.3	61.5				
Top Speed [km/h]	57.3	60.3	60.5	61.4	60.7	60.1	61.8	62.3	62.4				
Avg. Dist. to Rail [m]	3.3	0.6	0.9	0.3	0.4	0.6	0.7	1.1	1.6				
Avg. Stride Freq. [Hz]	2.1	2.2	2.2	2.2	2.2	2.2	2.3	2.3	2.3				
Avg. Stride Length [m]	5.5	7.2	7.4	7.5	7.5	7.5	7.4	7.4	7.4				



- [] Ranking at each section and finish
- .-.- No data available at this section
- NA No data available



Horse/Jockey Name	Foxy Fraulien
Final Rank	2
Fastest Section Time (Section)	0:09.16 (Overall)
Top Speed [km/h] (Section)	63.4 (1600m)
Race State	Finished



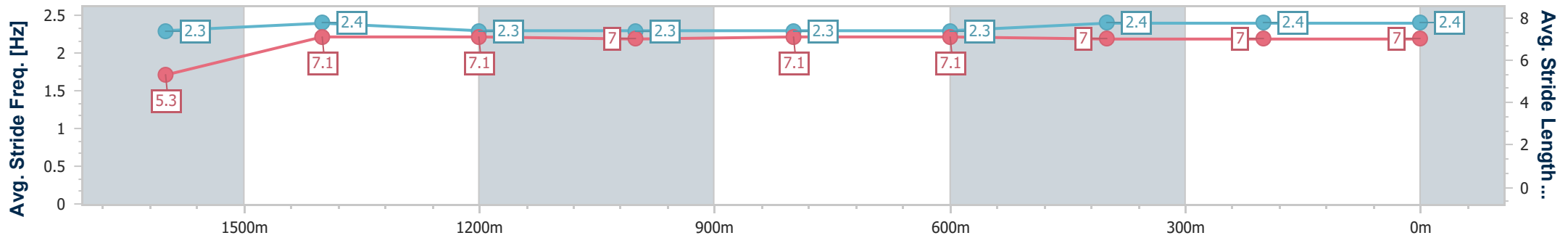
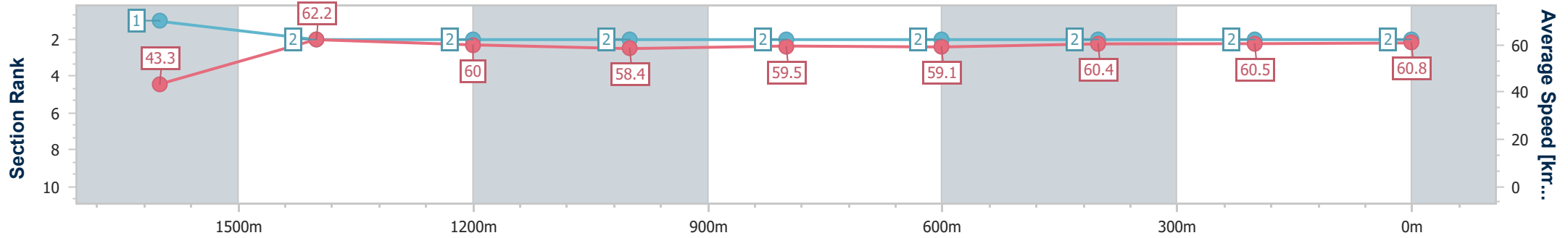
Ipswich QLD Professional
Race 2: CONTRACT CHEFS AUSTRALIA Class 4 Handicap - 1710m



25 September 2023 - 13:17

Track Rating: Good 4, Weather: Fine, Rail Position: +10m Entire

Section	Overall	1600m	1400m	1200m	1000m	800m	600m	400m	200m
Section Times	1:44.97 [2] (0:09.16)	1:35.81 [1] (0:11.55)	1:24.26 [2] (0:11.99)	1:12.27 [2] (0:12.35)	0:59.92 [2] (0:12.12)	0:47.80 [2] (0:12.17)	0:35.63 [2] (0:11.91)	0:23.72 [2] (0:11.88)	0:11.84 [2] (0:11.84)
Average Speed [km/h]	43.3	62.2	60.0	58.4	59.5	59.1	60.4	60.5	60.8
Top Speed [km/h]	61.2	63.4	62.0	59.5	60.5	60.1	61.2	61.4	62.5
Avg. Dist. to Rail [m]	1.3	1.2	0.2	0.5	0.3	0.2	0.3	0.3	0.7
Avg. Stride Freq. [Hz]	2.3	2.4	2.3	2.3	2.3	2.3	2.4	2.4	2.4
Avg. Stride Length [m]	5.3	7.1	7.1	7.0	7.1	7.1	7.0	7.0	7.0



- [] Ranking at each section and finish
- .-.- No data available at this section
- NA No data available



Horse/Jockey Name	Tee Amici
Final Rank	3
Fastest Section Time (Section)	0:09.20 (Overall)
Top Speed [km/h] (Section)	65.8 (1600m)
Race State	Finished



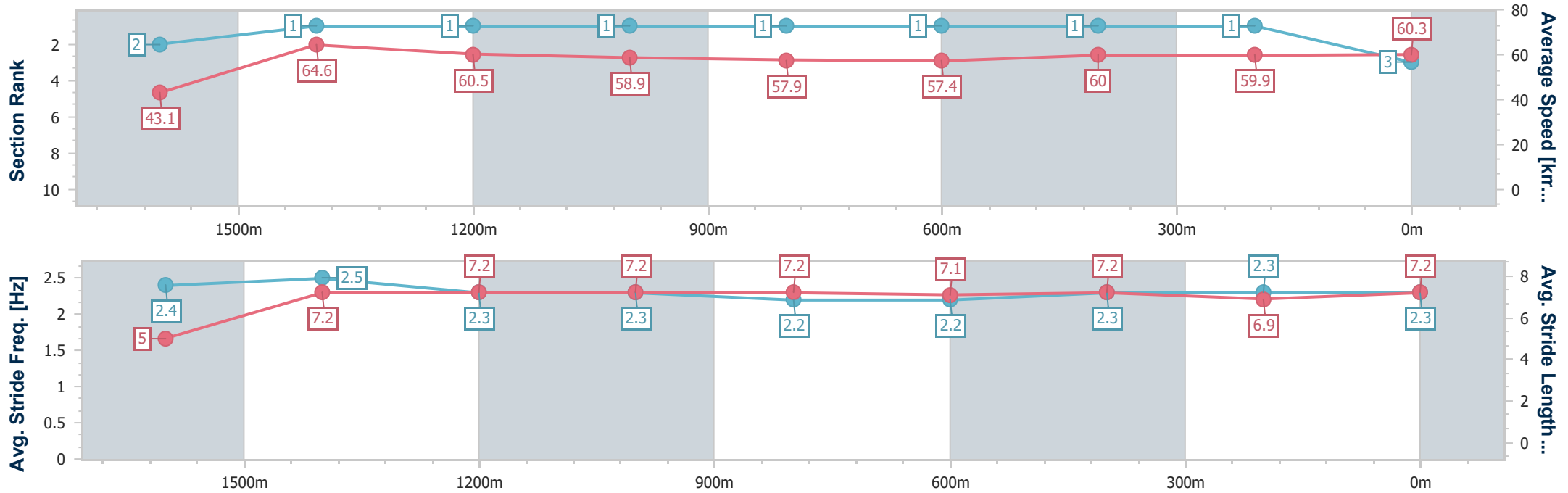
Ipswich QLD Professional
Race 2: CONTRACT CHEFS AUSTRALIA Class 4 Handicap - 1710m



25 September 2023 - 13:17

Track Rating: Good 4, Weather: Fine, Rail Position: +10m Entire

Section	Overall	1600m	1400m	1200m	1000m	800m	600m	400m	200m			
Section Times	1:44.98 [3] (0:09.20)	1:35.78 [2] (0:11.15)	1:24.63 [1] (0:11.78)	1:12.85 [1] (0:12.18)	1:00.67 [1] (0:12.39)	0:48.28 [1] (0:12.47)	0:35.81 [1] (0:11.93)	0:23.88 [1] (0:11.93)	0:11.95 [1] (0:11.95)			
Average Speed [km/h]	43.1	64.6	60.5	58.9	57.9	57.4	60.0	59.9	60.3			
Top Speed [km/h]	61.7	65.8	62.7	59.4	58.6	58.4	60.9	61.1	61.4			
Avg. Dist. to Rail [m]	5.9	0.9	2.0	1.3	1.3	1.5	1.5	1.5	1.8			
Avg. Stride Freq. [Hz]	2.4	2.5	2.3	2.3	2.2	2.2	2.3	2.3	2.3			
Avg. Stride Length [m]	5.0	7.2	7.2	7.2	7.2	7.1	7.2	6.9	7.2			



- [] Ranking at each section and finish
- .-.- No data available at this section
- NA No data available



Horse/Jockey Name	Jakkalberry Finn
Final Rank	4
Fastest Section Time (Section)	0:09.87 (Overall)
Top Speed [km/h] (Section)	62.2 (400m)
Race State	Finished



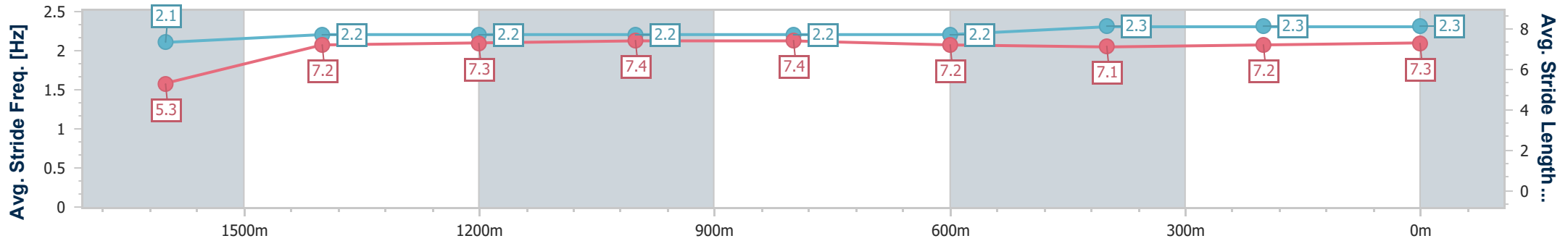
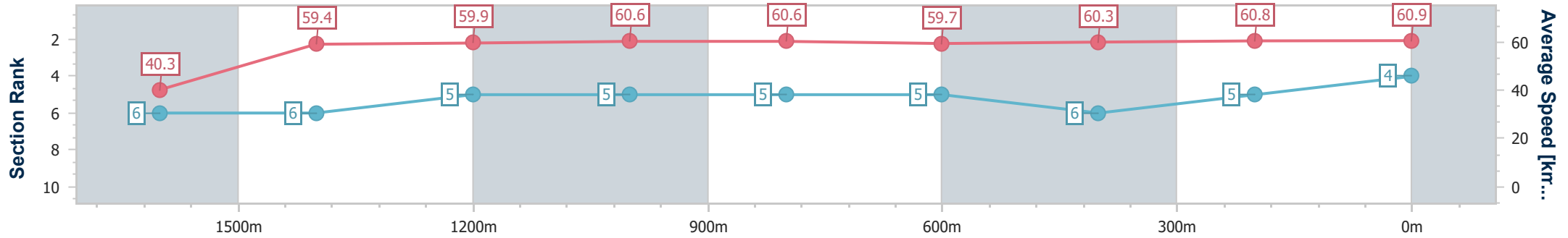
Ipswich QLD Professional
Race 2: CONTRACT CHEFS AUSTRALIA Class 4 Handicap - 1710m



25 September 2023 - 13:17

Track Rating: Good 4, Weather: Fine, Rail Position: +10m Entire

Section	Overall	1600m	1400m	1200m	1000m	800m	600m	400m	200m			
Section Times	1:45.12 [4] (0:09.87)	1:35.25 [6] (0:12.11)	1:23.14 [6] (0:11.96)	1:11.18 [5] (0:11.84)	0:59.34 [5] (0:11.86)	0:47.48 [5] (0:12.01)	0:35.47 [5] (0:11.88)	0:23.59 [6] (0:11.77)	0:11.82 [5] (0:11.82)			
Average Speed [km/h]	40.3	59.4	59.9	60.6	60.6	59.7	60.3	60.8	60.9			
Top Speed [km/h]	56.6	60.6	61.4	61.7	61.8	60.5	61.5	62.2	62.1			
Avg. Dist. to Rail [m]	0.9	1.6	1.5	0.9	0.8	0.9	1.2	0.9	0.2			
Avg. Stride Freq. [Hz]	2.1	2.2	2.2	2.2	2.2	2.2	2.3	2.3	2.3			
Avg. Stride Length [m]	5.3	7.2	7.3	7.4	7.4	7.2	7.1	7.2	7.3			



- [] Ranking at each section and finish
- .-.- No data available at this section
- NA No data available



Horse/Jockey Name	Vitesse Francais
Final Rank	5
Fastest Section Time (Section)	0:09.59 (Overall)
Top Speed [km/h] (Section)	61.6 (1200m)
Race State	Finished



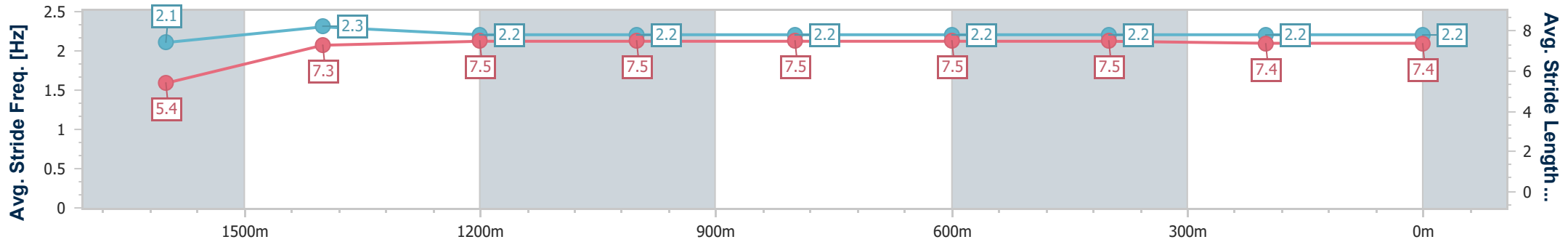
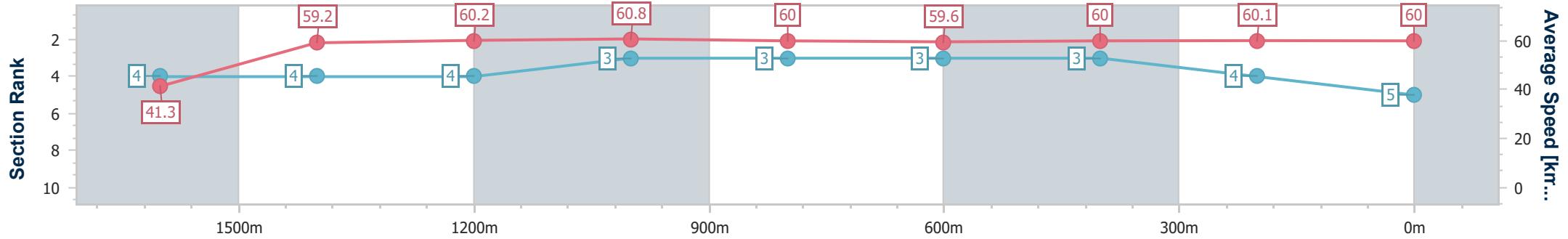
Ipswich QLD Professional
Race 2: CONTRACT CHEFS AUSTRALIA Class 4 Handicap - 1710m



25 September 2023 - 13:17

Track Rating: Good 4, Weather: Fine, Rail Position: +10m Entire

Section	Overall	1600m	1400m	1200m	1000m	800m	600m	400m	200m
Section Times	1:45.25 [5] (0:09.59)	1:35.66 [4] (0:12.15)	1:23.51 [4] (0:11.89)	1:11.62 [4] (0:11.76)	0:59.86 [3] (0:11.96)	0:47.90 [3] (0:12.04)	0:35.86 [3] (0:11.93)	0:23.93 [3] (0:11.92)	0:12.01 [4] (0:12.01)
Average Speed [km/h]	41.3	59.2	60.2	60.8	60.0	59.6	60.0	60.1	60.0
Top Speed [km/h]	58.9	60.6	61.0	61.6	61.6	60.5	61.4	61.2	60.6
Avg. Dist. to Rail [m]	2.0	1.2	1.8	1.2	1.4	1.1	1.0	0.9	1.3
Avg. Stride Freq. [Hz]	2.1	2.3	2.2	2.2	2.2	2.2	2.2	2.2	2.2
Avg. Stride Length [m]	5.4	7.3	7.5	7.5	7.5	7.5	7.5	7.4	7.4



- [] Ranking at each section and finish
- .-.- No data available at this section
- NA No data available



Horse/Jockey Name	Duke Of Gordon
Final Rank	6
Fastest Section Time (Section)	0:09.68 (Overall)
Top Speed [km/h] (Section)	62.3 (600m)
Race State	Finished



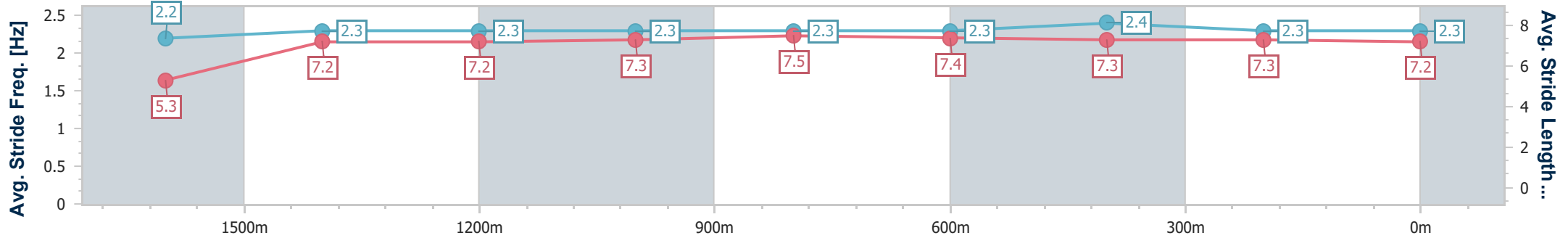
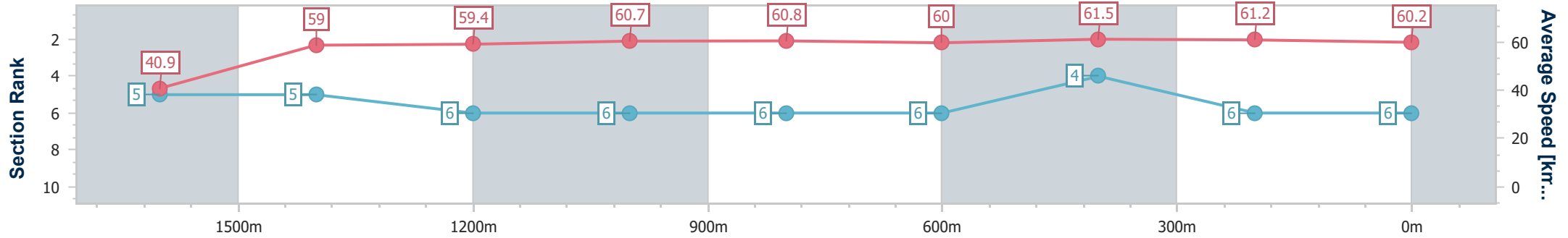
Ipswich QLD Professional
 Race 2: CONTRACT CHEFS AUSTRALIA Class 4 Handicap - 1710m



25 September 2023 - 13:17

Track Rating: Good 4, Weather: Fine, Rail Position: +10m Entire

Section	Overall	1600m	1400m	1200m	1000m	800m	600m	400m	200m				
Section Times	1:45.27 [6] (0:09.68)	1:35.59 [5] (0:12.19)	1:23.40 [5] (0:12.11)	1:11.29 [6] (0:11.89)	0:59.40 [6] (0:11.83)	0:47.57 [6] (0:12.02)	0:35.55 [6] (0:11.74)	0:23.81 [4] (0:11.85)	0:11.96 [6] (0:11.96)				
Average Speed [km/h]	40.9	59.0	59.4	60.7	60.8	60.0	61.5	61.2	60.2				
Top Speed [km/h]	57.5	60.2	61.2	61.6	61.9	60.5	62.3	62.1	61.2				
Avg. Dist. to Rail [m]	2.6	0.7	0.4	0.2	0.3	0.4	0.9	2.8	3.6				
Avg. Stride Freq. [Hz]	2.2	2.3	2.3	2.3	2.3	2.3	2.4	2.3	2.3				
Avg. Stride Length [m]	5.3	7.2	7.2	7.3	7.5	7.4	7.3	7.3	7.2				



- [] Ranking at each section and finish
- .-.- No data available at this section
- NA No data available



Horse/Jockey Name	Triple Citizen
Final Rank	7
Fastest Section Time (Section)	0:09.94 (Overall)
Top Speed [km/h] (Section)	63.1 (600m)
Race State	Finished



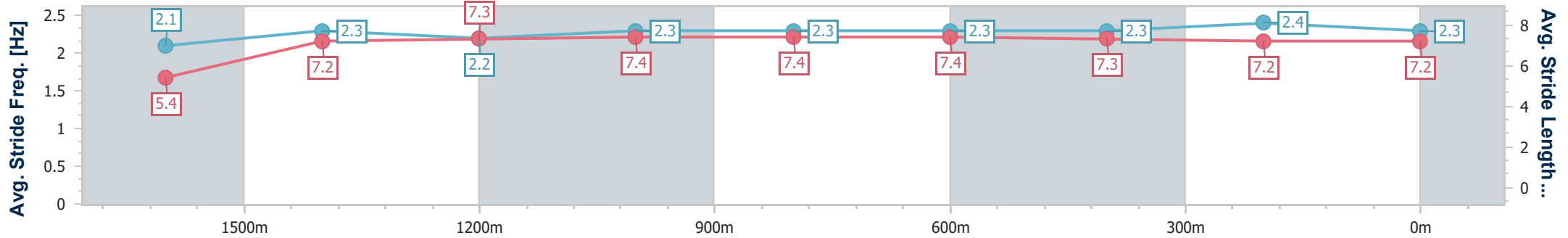
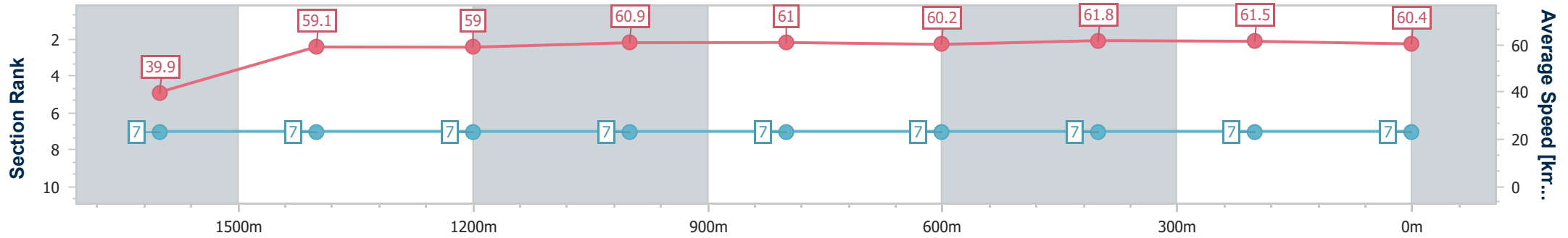
Ipswich QLD Professional
Race 2: CONTRACT CHEFS AUSTRALIA Class 4 Handicap - 1710m



25 September 2023 - 13:17

Track Rating: Good 4, Weather: Fine, Rail Position: +10m Entire

Section	Overall	1600m	1400m	1200m	1000m	800m	600m	400m	200m				
Section Times	1:45.31 [7] (0:09.94)	1:35.37 [7] (0:12.18)	1:23.19 [7] (0:12.15)	1:11.04 [7] (0:11.83)	0:59.21 [7] (0:11.79)	0:47.42 [7] (0:11.99)	0:35.43 [7] (0:11.71)	0:23.72 [7] (0:11.81)	0:11.91 [7] (0:11.91)				
Average Speed [km/h]	39.9	59.1	59.0	60.9	61.0	60.2	61.8	61.5	60.4				
Top Speed [km/h]	57.3	60.5	61.4	61.5	61.9	61.0	63.1	62.2	62.0				
Avg. Dist. to Rail [m]	4.4	0.4	0.9	0.3	0.4	0.3	1.0	3.5	4.7				
Avg. Stride Freq. [Hz]	2.1	2.3	2.2	2.3	2.3	2.3	2.3	2.4	2.3				
Avg. Stride Length [m]	5.4	7.2	7.3	7.4	7.4	7.4	7.3	7.2	7.2				



- [] Ranking at each section and finish
- .-.- No data available at this section
- NA No data available



Horse/Jockey Name	Bay Street
Final Rank	8
Fastest Section Time (Section)	0:10.02 (Overall)
Top Speed [km/h] (Section)	63.0 (1000m)
Race State	Finished



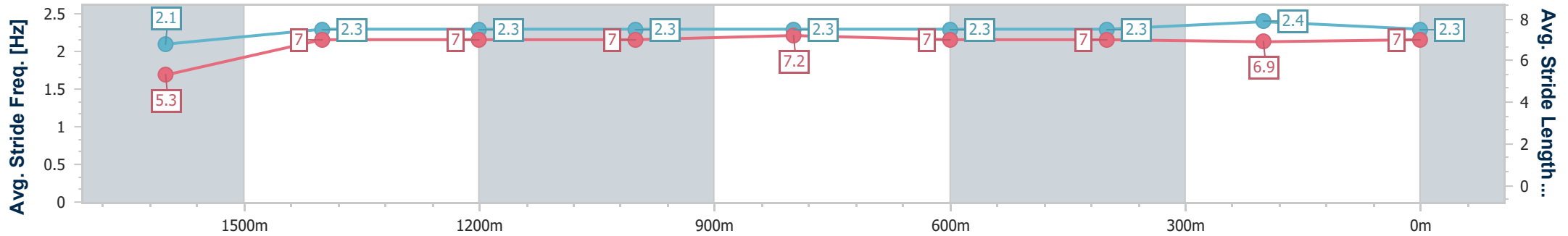
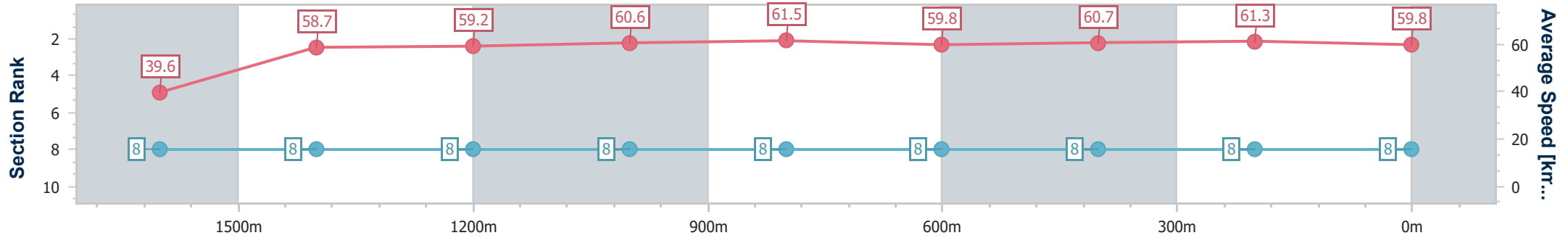
Ipswich QLD Professional
Race 2: CONTRACT CHEFS AUSTRALIA Class 4 Handicap - 1710m



25 September 2023 - 13:17

Track Rating: Good 4, Weather: Fine, Rail Position: +10m Entire

Section	Overall	1600m	1400m	1200m	1000m	800m	600m	400m	200m
Section Times	1:45.53 [8] (0:10.02)	1:35.51 [8] (0:12.26)	1:23.25 [8] (0:12.10)	1:11.15 [8] (0:11.85)	0:59.30 [8] (0:11.69)	0:47.61 [8] (0:11.99)	0:35.62 [8] (0:11.84)	0:23.78 [8] (0:11.75)	0:12.03 [8] (0:12.03)
Average Speed [km/h]	39.6	58.7	59.2	60.6	61.5	59.8	60.7	61.3	59.8
Top Speed [km/h]	56.4	59.9	61.1	61.6	63.0	60.4	61.7	61.7	61.5
Avg. Dist. to Rail [m]	3.6	0.6	1.3	0.5	0.5	0.7	0.6	1.3	1.5
Avg. Stride Freq. [Hz]	2.1	2.3	2.3	2.3	2.3	2.3	2.3	2.4	2.3
Avg. Stride Length [m]	5.3	7.0	7.0	7.0	7.2	7.0	7.0	6.9	7.0



- [] Ranking at each section and finish
- .-.- No data available at this section
- NA No data available