



Sunshine Coast QLD Professional

Race 3: CHAPS MENSWEAR BENCHMARK 62 Handicap - 1000m

29 September 2023 - 18:30



Track Rating: Good 4, Weather: Fine, Rail Position: +4m

Section		Overall	800m	600m	400m	200m	Last 600m					
Field Times		0:58.02 (0:13.15)	0:44.87 (0:10.62)	0:34.25 (0:10.79)	0:23.46 (0:11.36)	0:12.10 (0:12.10)	0:34.25					
Rank	TAB Horse/Jockey	Barrier	Top Speed [km/h]	Fastest Section	Margin					Distance Travelled [m]		
1	1 BOODUA ROMANCE Michael Murphy	8	67.9 800m	0:10.85 800m	0:58.02 [1] (0:13.83)	0:44.19 [6] (0:10.85)	0:33.34 [5] (0:10.90)	0:22.44 [5] (0:10.88)	0:11.56 [4] (0:11.56)	0:58.02	0:33.34	
2	8 EVERLASTING STARS Jai Williams	4	69.1 800m	0:10.72 800m	0:58.04 [2] (0:13.46)	0:44.58 [3] (0:10.72)	0:33.86 [2] (0:10.90)	0:22.96 [2] (0:10.96)	0:12.00 [2] (0:12.00)	0.1L	0:33.86	-4
3	5 ALERT STATE Boris Thornton	2	67.4 400m	0:10.82 400m	0:58.24 [3] (0:13.73)	0:44.51 [5] (0:11.01)	0:33.50 [6] (0:10.84)	0:22.66 [6] (0:10.82)	0:11.84 [3] (0:11.84)	1.1L	0:33.50	-5
4	6 RUSTIC BOOM Bailey Wheeler	3	68.3 800m	0:10.72 800m	0:58.28 [4] (0:14.22)	0:44.06 [8] (0:10.72)	0:33.34 [7] (0:10.78)	0:22.56 [7] (0:10.82)	0:11.74 [5] (0:11.74)	1.3L	0:33.34	-2
5	4 GOLLY HUTT Jaden Lloyd	7	67.8 400m	0:10.84 400m	0:58.70 [5] (0:13.99)	0:44.71 [7] (0:10.97)	0:33.74 [8] (0:11.04)	0:22.70 [8] (0:10.84)	0:11.86 [8] (0:11.86)	3.6L	0:33.74	-1
6	7 STEEL MY THUNDER Emily Lang	6	69.0 800m	0:10.62 800m	0:58.75 [6] (0:13.15)	0:45.60 [1] (0:10.62)	0:34.98 [1] (0:10.79)	0:24.19 [1] (0:11.36)	0:12.83 [1] (0:12.83)	3.8L	0:34.98	-2
7	9 ICY ISEA Tiffani Brooker	1	67.9 Overall	0:10.90 800m	0:58.88 [7] (0:13.38)	0:45.50 [2] (0:10.90)	0:34.60 [3] (0:11.17)	0:23.43 [4] (0:11.22)	0:12.21 [6] (0:12.21)	4.6L	0:34.60	-2
8	2 THETOYBOY Justin Huxtable	11	68.3 800m	0:10.77 800m	0:59.25 [8] (0:13.59)	0:45.66 [4] (0:10.77)	0:34.89 [4] (0:11.08)	0:23.81 [3] (0:11.25)	0:12.56 [7] (0:12.56)	6.6L	0:34.89	-1
9	3 DON'T DOUBT KATIE Minonette Kennedy	10	68.2 800m	0:10.88 600m	0:59.42 [9] (0:14.25)	0:45.17 [9] (0:10.91)	0:34.26 [9] (0:10.88)	0:23.38 [9] (0:11.09)	0:12.29 [9] (0:12.29)	7.4L	0:34.26	+0

Scratched: Better Than Roses (#11), Romanova (#10)

[] Ranking at each section and finish
 -:-:- No data available at this section
 NA No data available

SCN Saddle cloth number
 DNF Did not finish
 DNT Did not track



Horse/Jockey Name	Boodua Romance
Final Rank	1
Fastest Section Time (Section)	0:10.85 (800m)
Top Speed [km/h] (Section)	67.9 (800m)
Race State	Finished



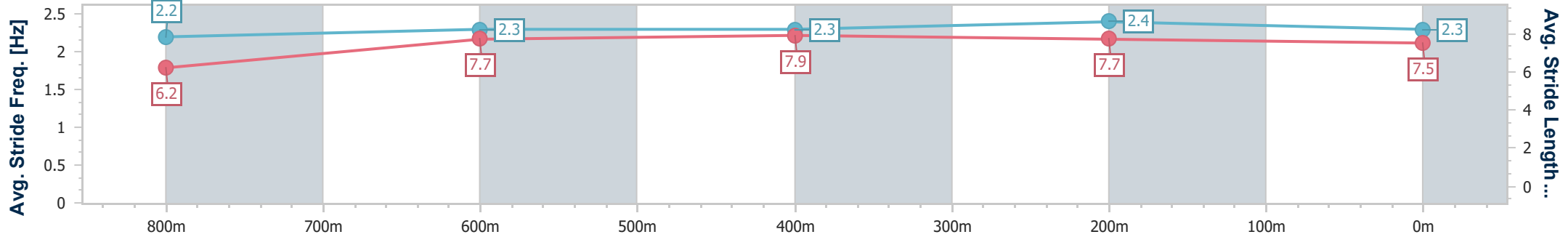
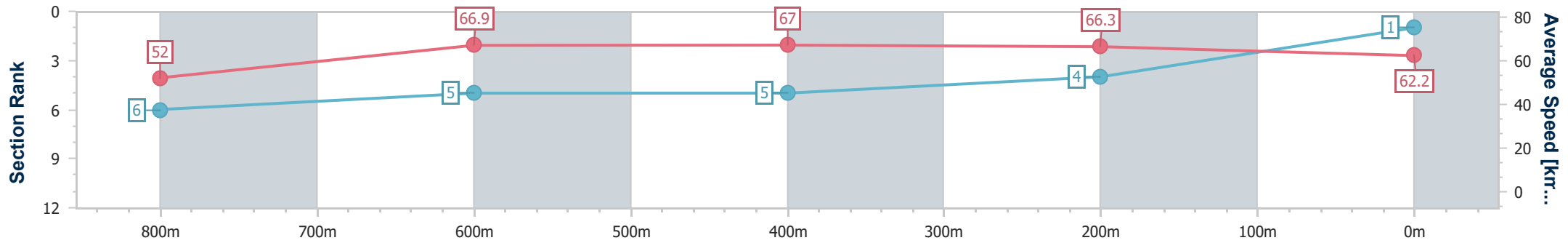
Sunshine Coast QLD Professional
Race 3: CHAPS MENSWEAR BENCHMARK 62 Handicap - 1000m



29 September 2023 - 18:30

Track Rating: Good 4, Weather: Fine, Rail Position: +4m

Section	Overall	800m	600m	400m	200m
Section Times	0:58.02 [1] (0:13.83)	0:44.19 [6] (0:10.85)	0:33.34 [5] (0:10.90)	0:22.44 [5] (0:10.88)	0:11.56 [4] (0:11.56)
Average Speed [km/h]	52.0	66.9	67.0	66.3	62.2
Top Speed [km/h]	66.1	67.9	67.4	66.9	65.0
Avg. Dist. to Rail [m]	6.5	2.7	2.4	5.9	6.6
Avg. Stride Freq. [Hz]	2.2	2.3	2.3	2.4	2.3
Avg. Stride Length [m]	6.2	7.7	7.9	7.7	7.5



- [] Ranking at each section and finish
- .-.- No data available at this section
- NA No data available



Horse/Jockey Name	Everlasting Stars
Final Rank	2
Fastest Section Time (Section)	0:10.72 (800m)
Top Speed [km/h] (Section)	69.1 (800m)
Race State	Finished



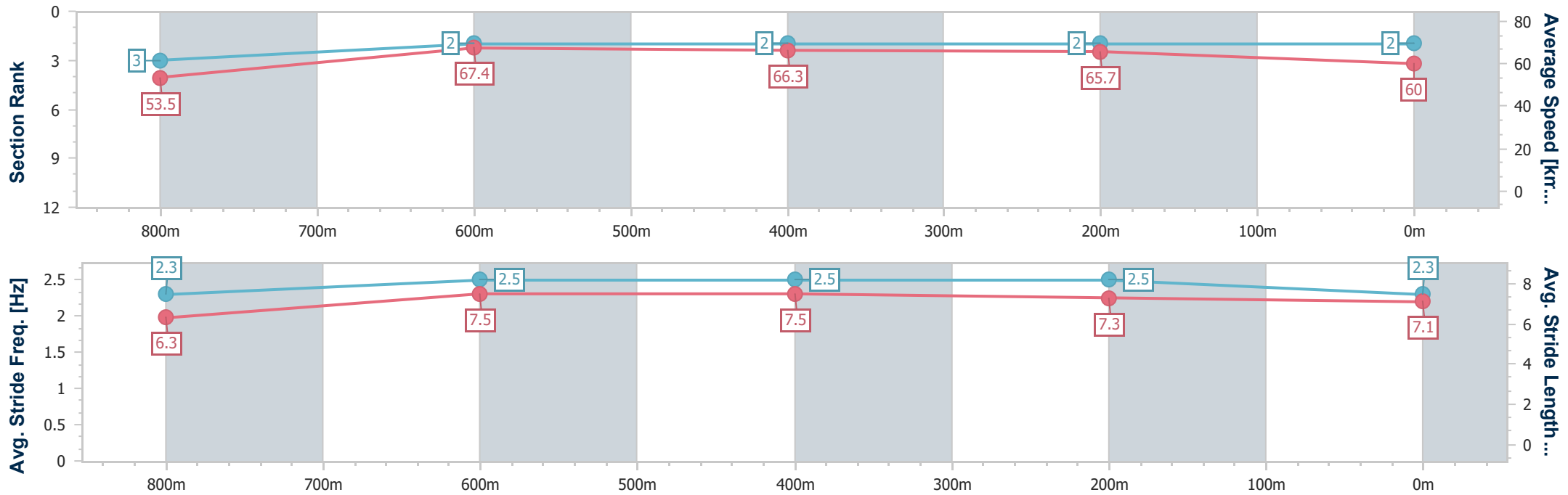
Sunshine Coast QLD Professional
Race 3: CHAPS MENSWEAR BENCHMARK 62 Handicap - 1000m



29 September 2023 - 18:30

Track Rating: Good 4, Weather: Fine, Rail Position: +4m

Section	Overall	800m	600m	400m	200m
Section Times	0:58.04 [2] (0:13.46)	0:44.58 [3] (0:10.72)	0:33.86 [2] (0:10.90)	0:22.96 [2] (0:10.96)	0:12.00 [2] (0:12.00)
Average Speed [km/h]	53.5	67.4	66.3	65.7	60.0
Top Speed [km/h]	68.9	69.1	67.2	66.6	63.1
Avg. Dist. to Rail [m]	5.1	1.4	0.6	3.5	4.4
Avg. Stride Freq. [Hz]	2.3	2.5	2.5	2.5	2.3
Avg. Stride Length [m]	6.3	7.5	7.5	7.3	7.1



- [] Ranking at each section and finish
- .-.- No data available at this section
- NA No data available



Horse/Jockey Name	Alert State
Final Rank	3
Fastest Section Time (Section)	0:10.82 (400m)
Top Speed [km/h] (Section)	67.4 (400m)
Race State	Finished



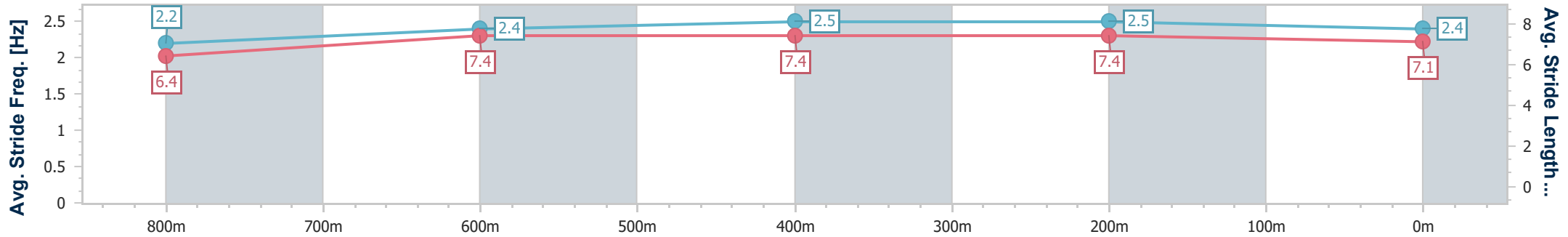
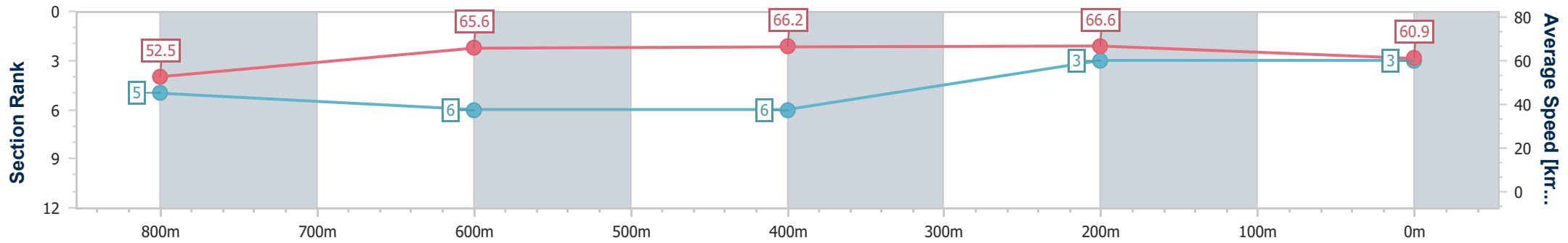
Sunshine Coast QLD Professional
Race 3: CHAPS MENSWEAR BENCHMARK 62 Handicap - 1000m



29 September 2023 - 18:30

Track Rating: Good 4, Weather: Fine, Rail Position: +4m

Section	Overall	800m	600m	400m	200m
Section Times	0:58.24 [3] (0:13.73)	0:44.51 [5] (0:11.01)	0:33.50 [6] (0:10.84)	0:22.66 [6] (0:10.82)	0:11.84 [3] (0:11.84)
Average Speed [km/h]	52.5	65.6	66.2	66.6	60.9
Top Speed [km/h]	66.2	66.4	66.9	67.4	65.0
Avg. Dist. to Rail [m]	3.8	1.3	0.4	2.6	4.8
Avg. Stride Freq. [Hz]	2.2	2.4	2.5	2.5	2.4
Avg. Stride Length [m]	6.4	7.4	7.4	7.4	7.1



- [] Ranking at each section and finish
- .-.- No data available at this section
- NA No data available



Horse/Jockey Name	Rustic Boom
Final Rank	4
Fastest Section Time (Section)	0:10.72 (800m)
Top Speed [km/h] (Section)	68.3 (800m)
Race State	Finished



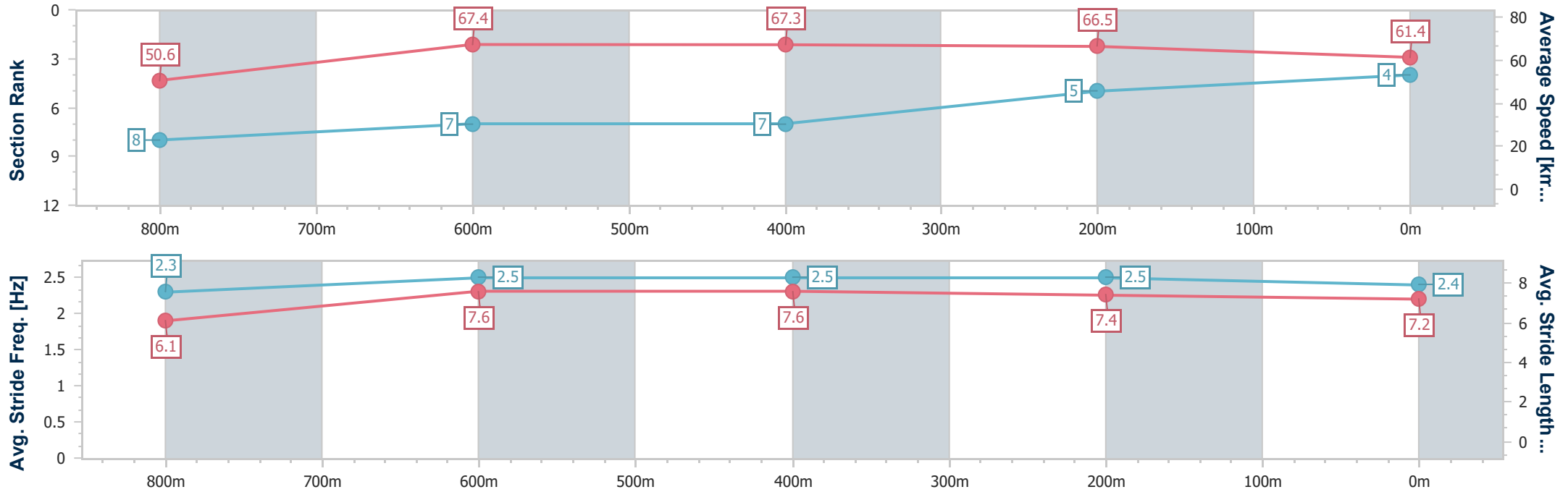
Sunshine Coast QLD Professional
Race 3: CHAPS MENSWEAR BENCHMARK 62 Handicap - 1000m



29 September 2023 - 18:30

Track Rating: Good 4, Weather: Fine, Rail Position: +4m

Section	Overall	800m	600m	400m	200m
Section Times	0:58.28 [4] (0:14.22)	0:44.06 [8] (0:10.72)	0:33.34 [7] (0:10.78)	0:22.56 [7] (0:10.82)	0:11.74 [5] (0:11.74)
Average Speed [km/h]	50.6	67.4	67.3	66.5	61.4
Top Speed [km/h]	65.7	68.3	68.1	67.5	64.9
Avg. Dist. to Rail [m]	2.3	1.2	1.2	6.8	8.2
Avg. Stride Freq. [Hz]	2.3	2.5	2.5	2.5	2.4
Avg. Stride Length [m]	6.1	7.6	7.6	7.4	7.2



- [] Ranking at each section and finish
- .-.- No data available at this section
- NA No data available



Horse/Jockey Name	Golly Hutt
Final Rank	5
Fastest Section Time (Section)	0:10.84 (400m)
Top Speed [km/h] (Section)	67.8 (400m)
Race State	Finished



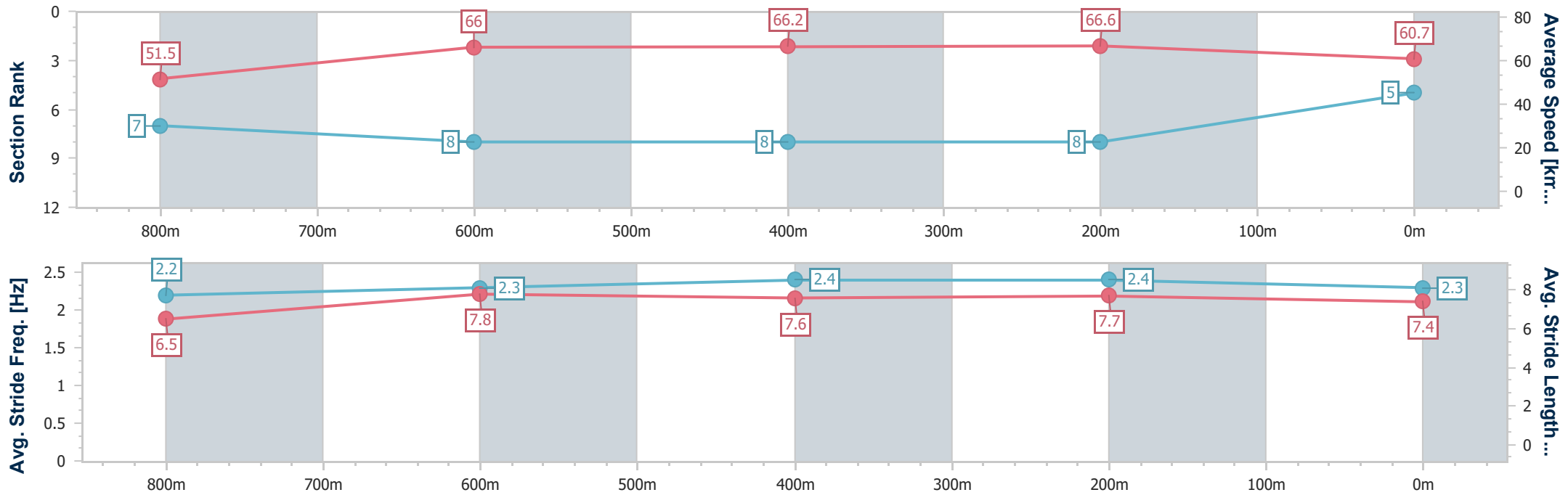
Sunshine Coast QLD Professional
Race 3: CHAPS MENSWEAR BENCHMARK 62 Handicap - 1000m



29 September 2023 - 18:30

Track Rating: Good 4, Weather: Fine, Rail Position: +4m

Section	Overall	800m	600m	400m	200m
Section Times	0:58.70 [5] (0:13.99)	0:44.71 [7] (0:10.97)	0:33.74 [8] (0:11.04)	0:22.70 [8] (0:10.84)	0:11.86 [8] (0:11.86)
Average Speed [km/h]	51.5	66.0	66.2	66.6	60.7
Top Speed [km/h]	65.7	67.4	67.2	67.8	65.2
Avg. Dist. to Rail [m]	5.0	1.7	2.4	5.4	4.9
Avg. Stride Freq. [Hz]	2.2	2.3	2.4	2.4	2.3
Avg. Stride Length [m]	6.5	7.8	7.6	7.7	7.4



- [] Ranking at each section and finish
- .-.-.- No data available at this section
- NA No data available



Horse/Jockey Name	Steel My Thunder
Final Rank	6
Fastest Section Time (Section)	0:10.62 (800m)
Top Speed [km/h] (Section)	69.0 (800m)
Race State	Finished



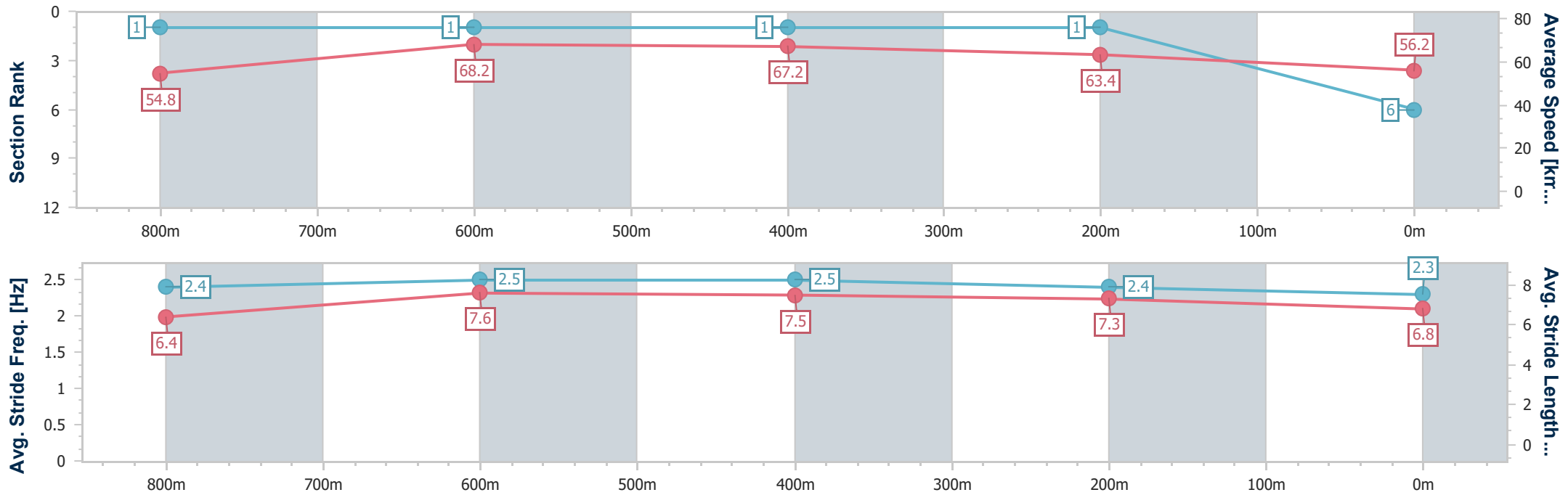
Sunshine Coast QLD Professional
Race 3: CHAPS MENSWEAR BENCHMARK 62 Handicap - 1000m



29 September 2023 - 18:30

Track Rating: Good 4, Weather: Fine, Rail Position: +4m

Section	Overall	800m	600m	400m	200m
Section Times	0:58.75 [6] (0:13.15)	0:45.60 [1] (0:10.62)	0:34.98 [1] (0:10.79)	0:24.19 [1] (0:11.36)	0:12.83 [1] (0:12.83)
Average Speed [km/h]	54.8	68.2	67.2	63.4	56.2
Top Speed [km/h]	67.9	69.0	67.8	66.2	59.9
Avg. Dist. to Rail [m]	5.0	1.8	1.2	2.2	2.8
Avg. Stride Freq. [Hz]	2.4	2.5	2.5	2.4	2.3
Avg. Stride Length [m]	6.4	7.6	7.5	7.3	6.8



- [] Ranking at each section and finish
- .-.- No data available at this section
- NA No data available



Horse/Jockey Name	Icy Isea
Final Rank	7
Fastest Section Time (Section)	0:10.90 (800m)
Top Speed [km/h] (Section)	67.9 (Overall)
Race State	Finished



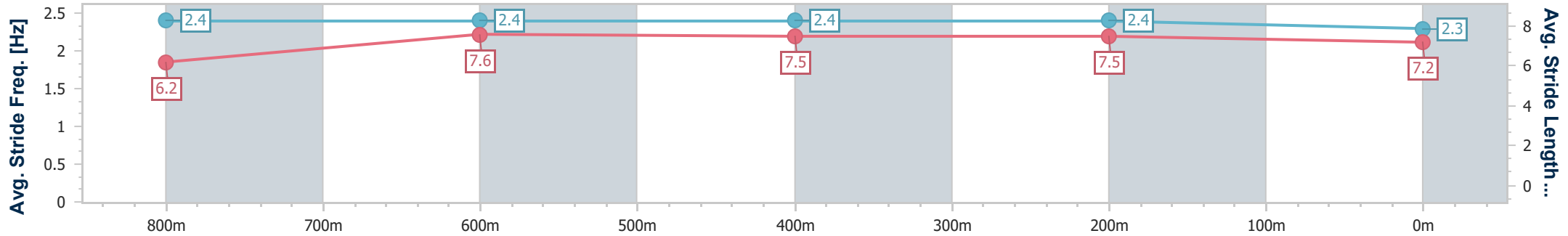
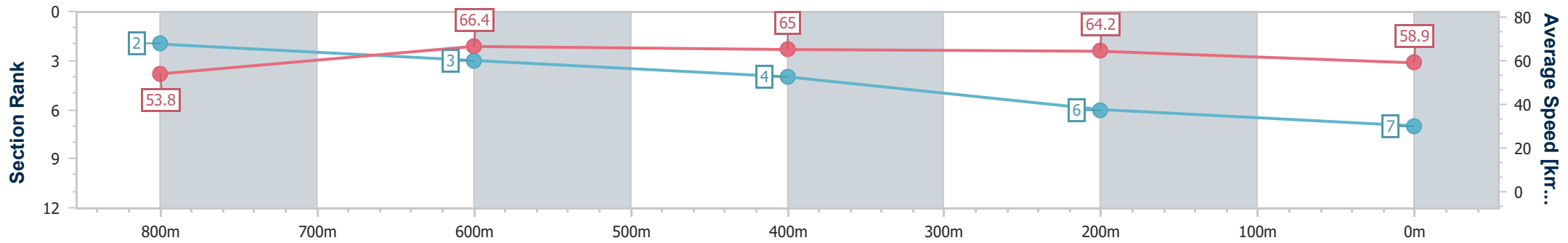
Sunshine Coast QLD Professional
Race 3: CHAPS MENSWEAR BENCHMARK 62 Handicap - 1000m



29 September 2023 - 18:30

Track Rating: Good 4, Weather: Fine, Rail Position: +4m

Section	Overall	800m	600m	400m	200m
Section Times	0:58.88 [7] (0:13.38)	0:45.50 [2] (0:10.90)	0:34.60 [3] (0:11.17)	0:23.43 [4] (0:11.22)	0:12.21 [6] (0:12.21)
Average Speed [km/h]	53.8	66.4	65.0	64.2	58.9
Top Speed [km/h]	67.9	67.7	65.8	65.5	62.5
Avg. Dist. to Rail [m]	2.7	1.7	1.4	2.1	2.0
Avg. Stride Freq. [Hz]	2.4	2.4	2.4	2.4	2.3
Avg. Stride Length [m]	6.2	7.6	7.5	7.5	7.2



- [] Ranking at each section and finish
- .-.- No data available at this section
- NA No data available



Horse/Jockey Name	Thetoyboy
Final Rank	8
Fastest Section Time (Section)	0:10.77 (800m)
Top Speed [km/h] (Section)	68.3 (800m)
Race State	Finished



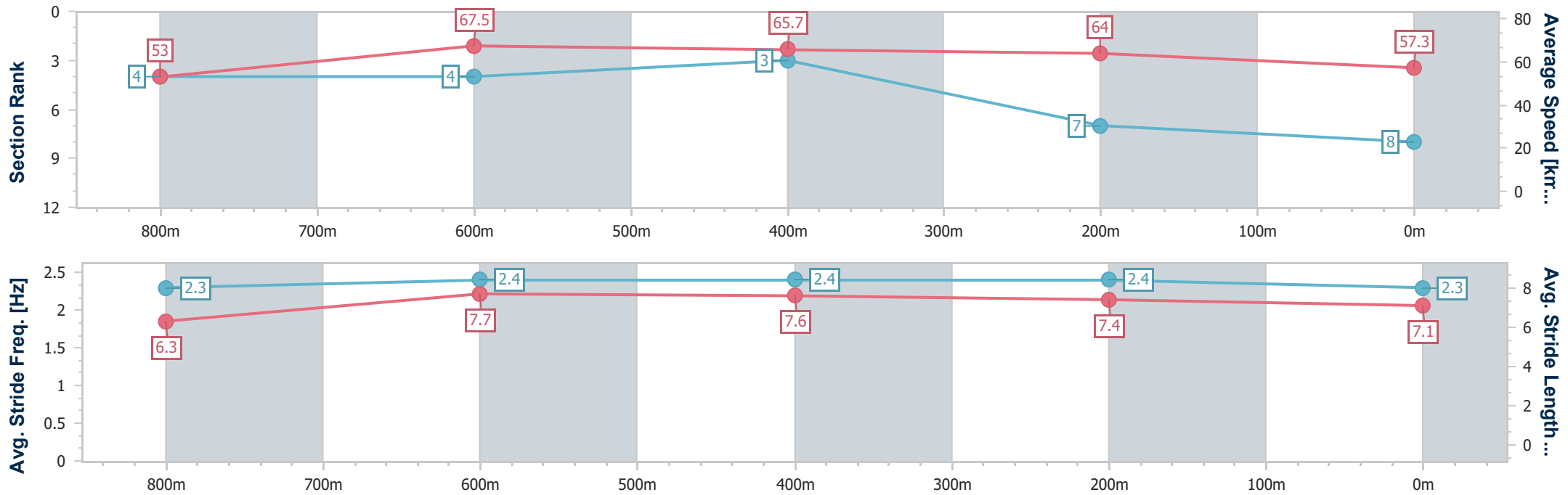
Sunshine Coast QLD Professional
Race 3: CHAPS MENSWEAR BENCHMARK 62 Handicap - 1000m



29 September 2023 - 18:30

Track Rating: Good 4, Weather: Fine, Rail Position: +4m

Section	Overall	800m	600m	400m	200m
Section Times	0:59.25 [8] (0:13.59)	0:45.66 [4] (0:10.77)	0:34.89 [4] (0:11.08)	0:23.81 [3] (0:11.25)	0:12.56 [7] (0:12.56)
Average Speed [km/h]	53.0	67.5	65.7	64.0	57.3
Top Speed [km/h]	67.6	68.3	66.6	65.9	62.0
Avg. Dist. to Rail [m]	7.4	2.6	1.8	5.0	5.8
Avg. Stride Freq. [Hz]	2.3	2.4	2.4	2.4	2.3
Avg. Stride Length [m]	6.3	7.7	7.6	7.4	7.1



- [] Ranking at each section and finish
- .-.- No data available at this section
- NA No data available



Horse/Jockey Name	Don't Doubt Katie
Final Rank	9
Fastest Section Time (Section)	0:10.88 (600m)
Top Speed [km/h] (Section)	68.2 (800m)
Race State	Finished



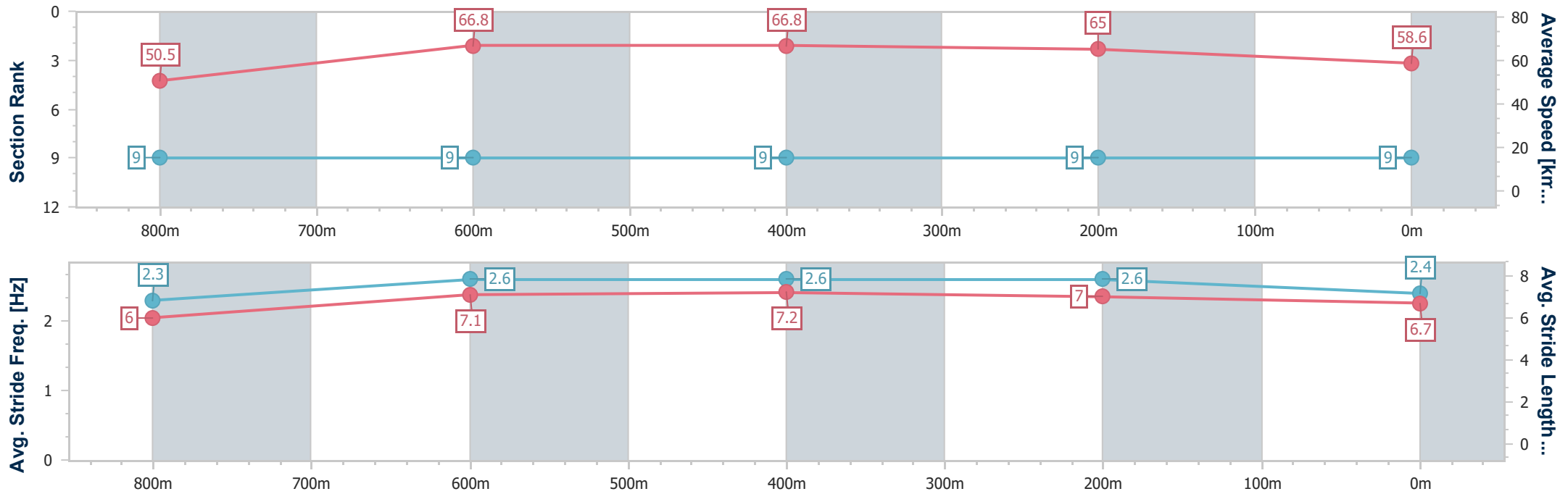
Sunshine Coast QLD Professional
Race 3: CHAPS MENSWEAR BENCHMARK 62 Handicap - 1000m



29 September 2023 - 18:30

Track Rating: Good 4, Weather: Fine, Rail Position: +4m

Section	Overall	800m	600m	400m	200m
Section Times	0:59.42 [9] (0:14.25)	0:45.17 [9] (0:10.91)	0:34.26 [9] (0:10.88)	0:23.38 [9] (0:11.09)	0:12.29 [9] (0:12.29)
Average Speed [km/h]	50.5	66.8	66.8	65.0	58.6
Top Speed [km/h]	66.9	68.2	67.4	66.7	63.0
Avg. Dist. to Rail [m]	7.2	3.2	1.8	6.8	8.4
Avg. Stride Freq. [Hz]	2.3	2.6	2.6	2.6	2.4
Avg. Stride Length [m]	6.0	7.1	7.2	7.0	6.7



- [] Ranking at each section and finish
- .-.- No data available at this section
- NA No data available