



# Sunshine Coast QLD Professional

## Race 1: IN NOOSA QTIS Three-Year-Old Maiden Handicap - 1600m

15 October 2023 - 12:46



Track Rating: Good 4, Weather: Fine, Rail Position: +8m Entire

Section		Overall	1400m	1200m	1000m	800m	600m	400m	Last 600m				
Field Times		1:38.32 (0:13.36)	1:24.96 (0:11.33)	1:13.63 (0:12.11)	1:01.52 (0:12.72)	0:48.80 (0:12.92)	0:35.88 (0:12.14)	0:23.74 (0:11.58)	0:35.88				
Rank	TAB Horse/Jockey	Barrier	Top Speed [km/h]	Fastest Section									Distance Travelled [m]
1	3 LISSARO Rikki Jamieson	8	66.3 1400m	0:11.38 400m	1:38.32 [1] (0:14.09)	1:24.23 [8] (0:11.46)	1:12.77 [7] (0:12.25)	1:00.52 [7] (0:12.59)	0:47.93 [7] (0:12.69)	0:35.24 [7] (0:11.80)	0:23.44 [6] (0:11.38)	0:35.24	
2	2 CONQUISTADORES Mark Du Plessis	2	64.7 400m	0:11.48 400m	1:38.34 [2] (0:13.52)	1:24.82 [4] (0:11.60)	1:13.22 [4] (0:12.12)	1:01.10 [4] (0:12.65)	0:48.45 [4] (0:12.92)	0:35.53 [4] (0:11.87)	0:23.66 [3] (0:11.48)	0:35.53	+3
3	1 ACES UP Boris Thornton	1	66.0 1400m	0:11.60 1400m	1:38.43 [3] (0:13.38)	1:25.05 [2] (0:11.60)	1:13.45 [3] (0:12.19)	1:01.26 [3] (0:12.68)	0:48.58 [3] (0:12.94)	0:35.64 [3] (0:12.06)	0:23.58 [4] (0:11.61)	0:35.64	-1
4	8 JUST A HERO Angela Jones	6	66.4 1400m	0:11.33 1400m	1:38.58 [4] (0:13.36)	1:25.22 [1] (0:11.33)	1:13.89 [1] (0:12.11)	1:01.78 [1] (0:12.72)	0:49.06 [1] (0:12.92)	0:36.14 [1] (0:12.14)	0:24.00 [1] (0:11.69)	0:36.14	+0
5	5 ROYLYN LASS Damien Thornton	7	65.1 Overall	0:11.40 400m	1:38.61 [5] (0:13.85)	1:24.76 [7] (0:11.74)	1:13.02 [8] (0:12.24)	1:00.78 [8] (0:12.59)	0:48.19 [8] (0:12.69)	0:35.50 [8] (0:12.03)	0:23.47 [8] (0:11.40)	0:35.50	+3
6	7 IMPENDING ROSE Jake Bayliss	9	66.3 Overall	0:11.40 1400m	1:38.77 [6] (0:13.39)	1:25.38 [3] (0:11.40)	1:13.98 [2] (0:12.13)	1:01.85 [2] (0:12.66)	0:49.19 [2] (0:12.95)	0:36.24 [2] (0:12.11)	0:24.13 [2] (0:11.60)	0:36.24	+3
7	4 SUBAQUA James Orman	3	66.4 Overall	0:11.48 400m	1:39.02 [7] (0:13.67)	1:25.35 [5] (0:11.65)	1:13.70 [5] (0:12.19)	1:01.51 [6] (0:12.64)	0:48.87 [6] (0:12.76)	0:36.11 [5] (0:11.94)	0:24.17 [5] (0:11.48)	0:36.11	+2
8	6 BILPA MOREA Olivia Webb	5	66.5 Overall	0:11.47 400m	1:39.03 [8] (0:13.72)	1:25.31 [6] (0:11.60)	1:13.71 [6] (0:12.18)	1:01.53 [5] (0:12.57)	0:48.96 [5] (0:12.89)	0:36.07 [6] (0:11.97)	0:24.10 [7] (0:11.47)	0:36.07	+7

Scratched: Magic Of Millo (#9)

[ ] Ranking at each section and finish  
 -:-:- No data available at this section  
 NA No data available

SCN Saddle cloth number  
 DNF Did not finish  
 DNT Did not track



**Sunshine Coast QLD Professional**  
**Race 1: IN NOOSA QTIS Three-Year-Old Maiden Handicap - 1600m**  
 15 October 2023 - 12:46



Track Rating: Good 4, Weather: Fine, Rail Position: +8m Entire

Section				200m				Last 600m	
Field Times				0:12.16 (0:12.16)				0:35.88	
Rank	TAB	Horse/Jockey	Barrier	Top Speed [km/h]	Fastest Section	Margin			Distance Travelled [m]
1	3	<b>LISSARO</b> Rikki Jamieson	8	66.3 1400m	0:11.38 400m	0:12.06 [3] (0:12.06)	1:38.32		0:35.24
2	2	<b>CONQUISTADORES</b> Mark Du Plessis	2	64.7 400m	0:11.48 400m	0:12.18 [1] (0:12.18)	0.1L		0:35.53 +3
3	1	<b>ACES UP</b> Boris Thornton	1	66.0 1400m	0:11.60 1400m	0:11.97 [7] (0:11.97)	0.5L		0:35.64 -1
4	8	<b>JUST A HERO</b> Angela Jones	6	66.4 1400m	0:11.33 1400m	0:12.31 [4] (0:12.31)	1.3L		0:36.14 +0
5	5	<b>ROYLYN LASS</b> Damien Thornton	7	65.1 Overall	0:11.40 400m	0:12.07 [8] (0:12.07)	1.4L		0:35.50 +3
6	7	<b>IMPENDING ROSE</b> Jake Bayliss	9	66.3 Overall	0:11.40 1400m	0:12.53 [2] (0:12.53)	2.2L		0:36.24 +3
7	4	<b>SUBAQUA</b> James Orman	3	66.4 Overall	0:11.48 400m	0:12.69 [5] (0:12.69)	3.5L		0:36.11 +2
8	6	<b>BILPA MOREA</b> Olivia Webb	5	66.5 Overall	0:11.47 400m	0:12.63 [6] (0:12.63)	3.6L		0:36.07 +7

Scratched: Magic Of Millo (#9)

[ ] Ranking at each section and finish  
 -:-:- No data available at this section  
 NA No data available

SCN Saddle cloth number  
 DNF Did not finish  
 DNT Did not track



Horse/Jockey Name	Lissaro
Final Rank	1
Fastest Section Time (Section)	0:11.38 (400m)
Top Speed [km/h] (Section)	66.3 (1400m)
Race State	Finished



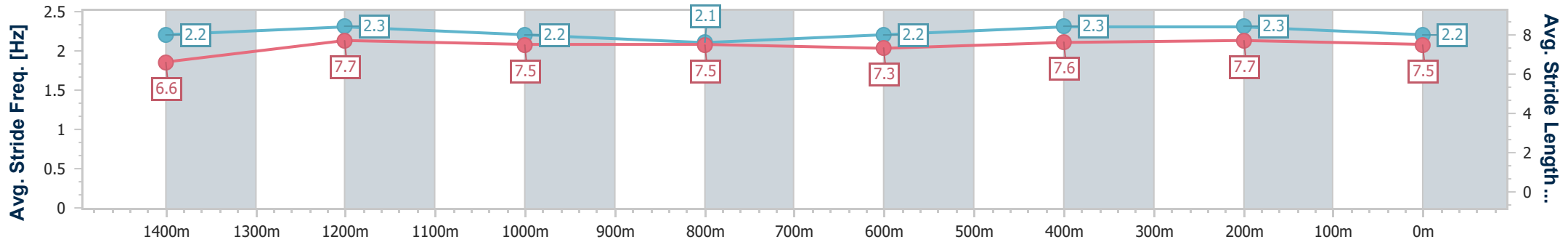
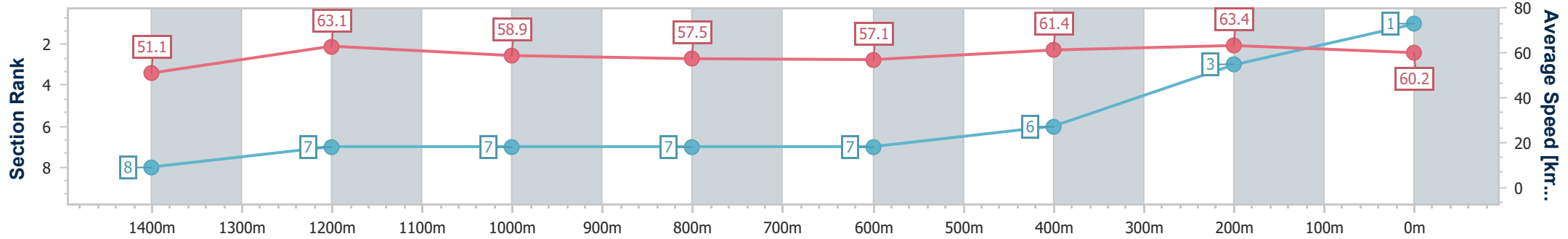
Sunshine Coast QLD Professional  
Race 1: IN NOOSA QTIS Three-Year-Old Maiden Handicap - 1600m



15 October 2023 - 12:46

Track Rating: Good 4, Weather: Fine, Rail Position: +8m Entire

Section	Overall	1400m	1200m	1000m	800m	600m	400m	200m
Section Times	1:38.32 [1] (0:14.09)	1:24.23 [8] (0:11.46)	1:12.77 [7] (0:12.25)	1:00.52 [7] (0:12.59)	0:47.93 [7] (0:12.69)	0:35.24 [7] (0:11.80)	0:23.44 [6] (0:11.38)	0:12.06 [3] (0:12.06)
Average Speed [km/h]	51.1	63.1	58.9	57.5	57.1	61.4	63.4	60.2
Top Speed [km/h]	65.7	66.3	59.6	58.6	59.8	64.2	64.3	62.2
Avg. Dist. to Rail [m]	5.9	2.2	2.3	2.1	1.5	1.2	4.4	6.6
Avg. Stride Freq. [Hz]	2.2	2.3	2.2	2.1	2.2	2.3	2.3	2.2
Avg. Stride Length [m]	6.6	7.7	7.5	7.5	7.3	7.6	7.7	7.5



- [ ] Ranking at each section and finish
- .-.- No data available at this section
- NA No data available



Horse/Jockey Name	Conquistadores
Final Rank	2
Fastest Section Time (Section)	0:11.48 (400m)
Top Speed [km/h] (Section)	64.7 (400m)
Race State	Finished



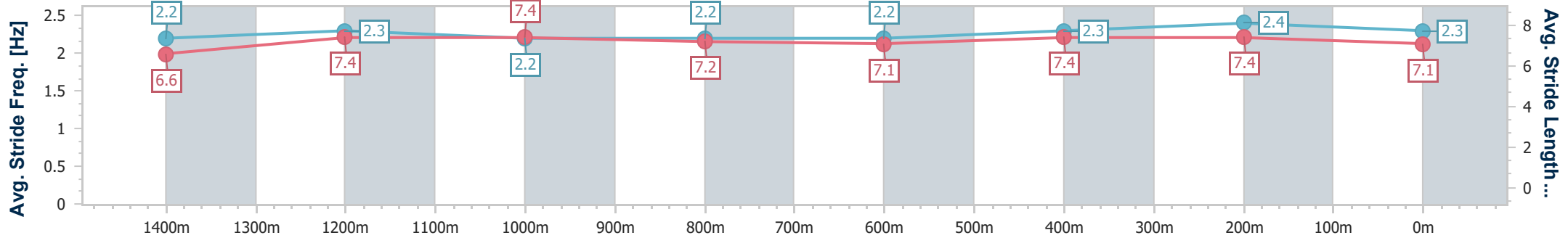
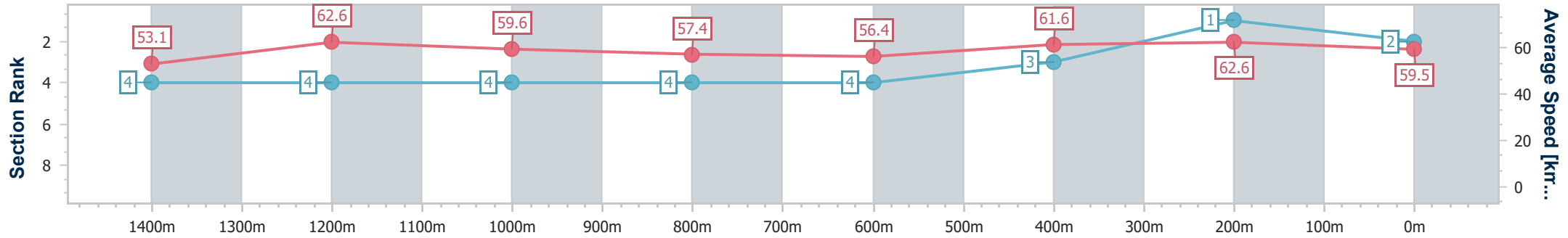
Sunshine Coast QLD Professional  
Race 1: IN NOOSA QTIS Three-Year-Old Maiden Handicap - 1600m



15 October 2023 - 12:46

Track Rating: Good 4, Weather: Fine, Rail Position: +8m Entire

Section	Overall	1400m	1200m	1000m	800m	600m	400m	200m
Section Times	1:38.34 [2] (0:13.52)	1:24.82 [4] (0:11.60)	1:13.22 [4] (0:12.12)	1:01.10 [4] (0:12.65)	0:48.45 [4] (0:12.92)	0:35.53 [4] (0:11.87)	0:23.66 [3] (0:11.48)	0:12.18 [1] (0:12.18)
Average Speed [km/h]	53.1	62.6	59.6	57.4	56.4	61.6	62.6	59.5
Top Speed [km/h]	64.3	64.6	61.5	58.7	57.4	64.2	64.7	60.7
Avg. Dist. to Rail [m]	2.9	3.1	3.2	2.9	2.4	2.5	4.7	4.1
Avg. Stride Freq. [Hz]	2.2	2.3	2.2	2.2	2.2	2.3	2.4	2.3
Avg. Stride Length [m]	6.6	7.4	7.4	7.2	7.1	7.4	7.4	7.1



- [ ] Ranking at each section and finish
- .-.- No data available at this section
- NA No data available



Horse/Jockey Name	Aces Up
Final Rank	3
Fastest Section Time (Section)	0:11.60 (1400m)
Top Speed [km/h] (Section)	66.0 (1400m)
Race State	Finished



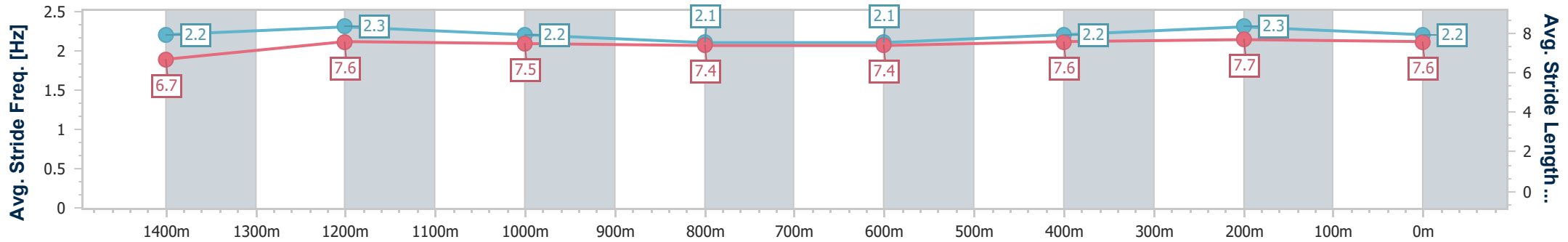
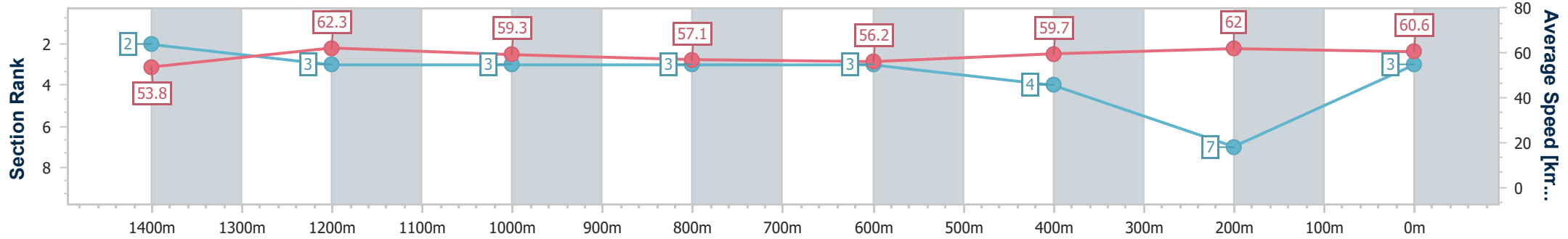
Sunshine Coast QLD Professional  
Race 1: IN NOOSA QTIS Three-Year-Old Maiden Handicap - 1600m



15 October 2023 - 12:46

Track Rating: Good 4, Weather: Fine, Rail Position: +8m Entire

Section	Overall	1400m	1200m	1000m	800m	600m	400m	200m
Section Times	1:38.43 [3] (0:13.38)	1:25.05 [2] (0:11.60)	1:13.45 [3] (0:12.19)	1:01.26 [3] (0:12.68)	0:48.58 [3] (0:12.94)	0:35.64 [3] (0:12.06)	0:23.58 [4] (0:11.61)	0:11.97 [7] (0:11.97)
Average Speed [km/h]	53.8	62.3	59.3	57.1	56.2	59.7	62.0	60.6
Top Speed [km/h]	65.9	66.0	60.6	58.5	57.3	62.3	63.2	62.3
Avg. Dist. to Rail [m]	2.3	2.0	2.4	2.2	1.3	0.4	1.9	4.2
Avg. Stride Freq. [Hz]	2.2	2.3	2.2	2.1	2.1	2.2	2.3	2.2
Avg. Stride Length [m]	6.7	7.6	7.5	7.4	7.4	7.6	7.7	7.6



- [ ] Ranking at each section and finish
- .-.- No data available at this section
- NA No data available



Horse/Jockey Name	Just A Hero
Final Rank	4
Fastest Section Time (Section)	0:11.33 (1400m)
Top Speed [km/h] (Section)	66.4 (1400m)
Race State	Finished



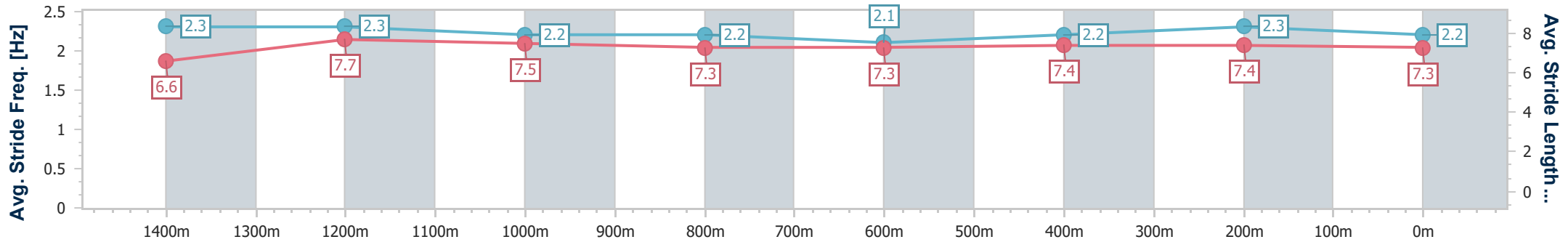
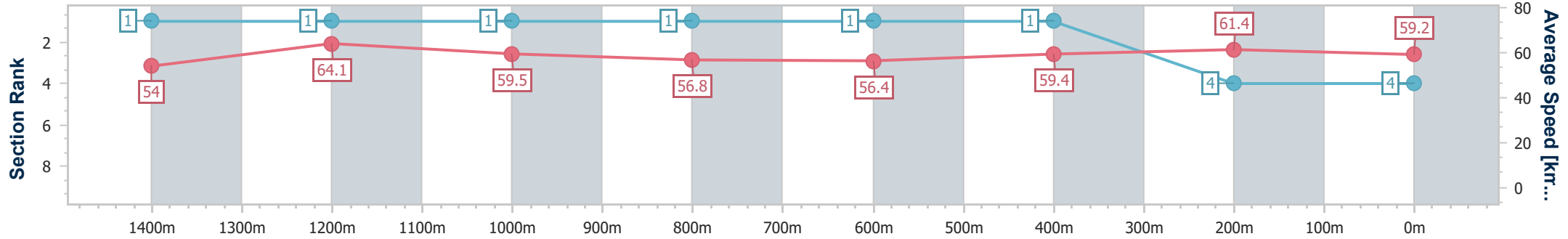
Sunshine Coast QLD Professional  
Race 1: IN NOOSA QTIS Three-Year-Old Maiden Handicap - 1600m



15 October 2023 - 12:46

Track Rating: Good 4, Weather: Fine, Rail Position: +8m Entire

Section	Overall	1400m	1200m	1000m	800m	600m	400m	200m
Section Times	1:38.58 [4] (0:13.36)	1:25.22 [1] (0:11.33)	1:13.89 [1] (0:12.11)	1:01.78 [1] (0:12.72)	0:49.06 [1] (0:12.92)	0:36.14 [1] (0:12.14)	0:24.00 [1] (0:11.69)	0:12.31 [4] (0:12.31)
Average Speed [km/h]	54.0	64.1	59.5	56.8	56.4	59.4	61.4	59.2
Top Speed [km/h]	66.3	66.4	60.8	58.1	57.4	61.0	62.6	60.7
Avg. Dist. to Rail [m]	5.1	2.9	2.4	2.2	1.3	0.4	1.3	1.2
Avg. Stride Freq. [Hz]	2.3	2.3	2.2	2.2	2.1	2.2	2.3	2.2
Avg. Stride Length [m]	6.6	7.7	7.5	7.3	7.3	7.4	7.4	7.3



- [ ] Ranking at each section and finish
- .-.- No data available at this section
- NA No data available



Horse/Jockey Name	Roylyn Lass
Final Rank	5
Fastest Section Time (Section)	0:11.40 (400m)
Top Speed [km/h] (Section)	65.1 (Overall)
Race State	Finished



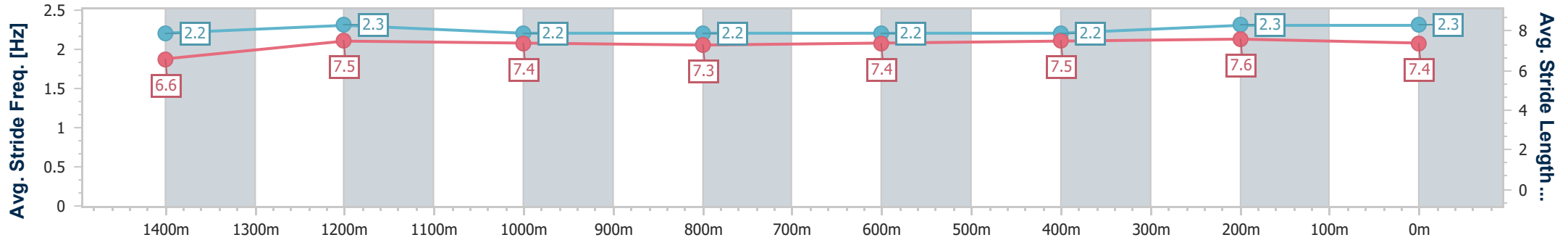
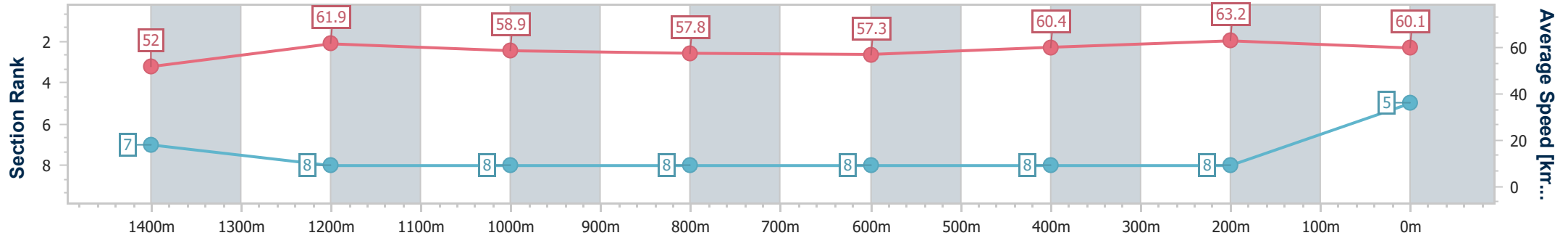
Sunshine Coast QLD Professional  
Race 1: IN NOOSA QTIS Three-Year-Old Maiden Handicap - 1600m



15 October 2023 - 12:46

Track Rating: Good 4, Weather: Fine, Rail Position: +8m Entire

Section	Overall	1400m	1200m	1000m	800m	600m	400m	200m
Section Times	1:38.61 [5] (0:13.85)	1:24.76 [7] (0:11.74)	1:13.02 [8] (0:12.24)	1:00.78 [8] (0:12.59)	0:48.19 [8] (0:12.69)	0:35.50 [8] (0:12.03)	0:23.47 [8] (0:11.40)	0:12.07 [8] (0:12.07)
Average Speed [km/h]	52.0	61.9	58.9	57.8	57.3	60.4	63.2	60.1
Top Speed [km/h]	65.1	63.8	59.6	58.7	59.5	63.4	64.0	62.3
Avg. Dist. to Rail [m]	5.6	3.6	3.3	3.1	2.5	1.5	2.2	5.7
Avg. Stride Freq. [Hz]	2.2	2.3	2.2	2.2	2.2	2.2	2.3	2.3
Avg. Stride Length [m]	6.6	7.5	7.4	7.3	7.4	7.5	7.6	7.4



- [ ] Ranking at each section and finish
- .-.- No data available at this section
- NA No data available



Horse/Jockey Name	Impending Rose
Final Rank	6
Fastest Section Time (Section)	0:11.40 (1400m)
Top Speed [km/h] (Section)	66.3 (Overall)
Race State	Finished



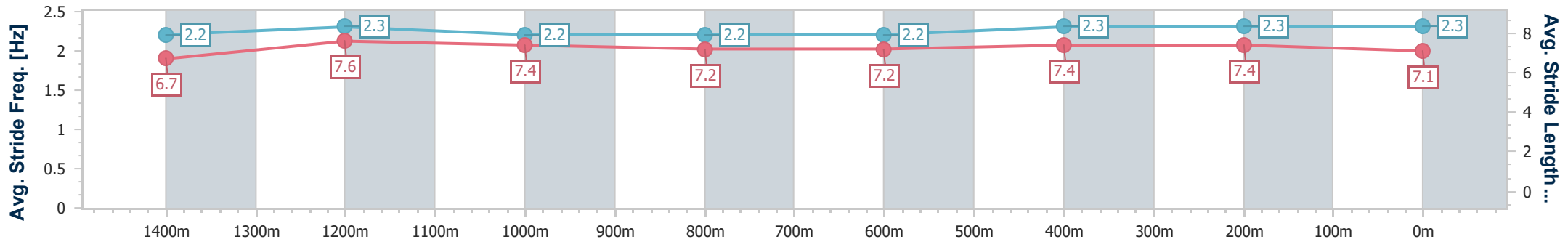
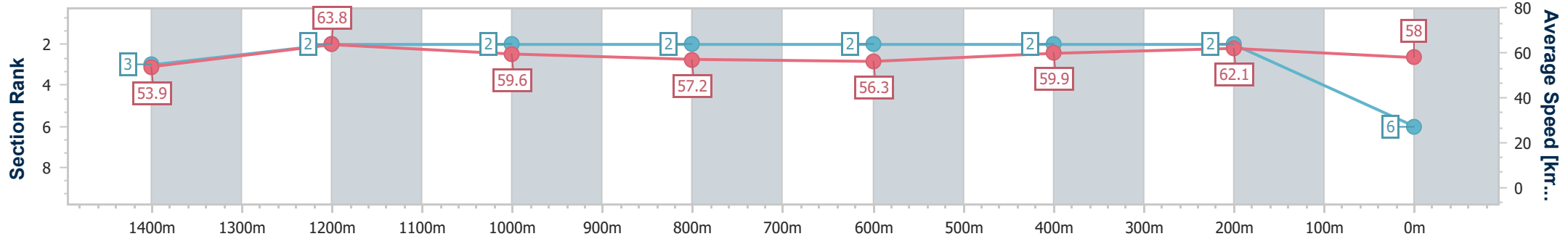
Sunshine Coast QLD Professional  
Race 1: IN NOOSA QTIS Three-Year-Old Maiden Handicap - 1600m



15 October 2023 - 12:46

Track Rating: Good 4, Weather: Fine, Rail Position: +8m Entire

Section	Overall	1400m	1200m	1000m	800m	600m	400m	200m						
Section Times	1:38.77 [6] (0:13.39)	1:25.38 [3] (0:11.40)	1:13.98 [2] (0:12.13)	1:01.85 [2] (0:12.66)	0:49.19 [2] (0:12.95)	0:36.24 [2] (0:12.11)	0:24.13 [2] (0:11.60)	0:12.53 [2] (0:12.53)						
Average Speed [km/h]	53.9	63.8	59.6	57.2	56.3	59.9	62.1	58.0						
Top Speed [km/h]	66.3	66.2	60.9	58.8	57.3	62.0	63.4	60.2						
Avg. Dist. to Rail [m]	6.9	4.1	3.2	3.0	2.1	1.4	2.6	3.1						
Avg. Stride Freq. [Hz]	2.2	2.3	2.2	2.2	2.2	2.3	2.3	2.3						
Avg. Stride Length [m]	6.7	7.6	7.4	7.2	7.2	7.4	7.4	7.1						



- [ ] Ranking at each section and finish
- .-.- No data available at this section
- NA No data available





Horse/Jockey Name	Subaqua
Final Rank	7
Fastest Section Time (Section)	0:11.48 (400m)
Top Speed [km/h] (Section)	66.4 (Overall)
Race State	Finished



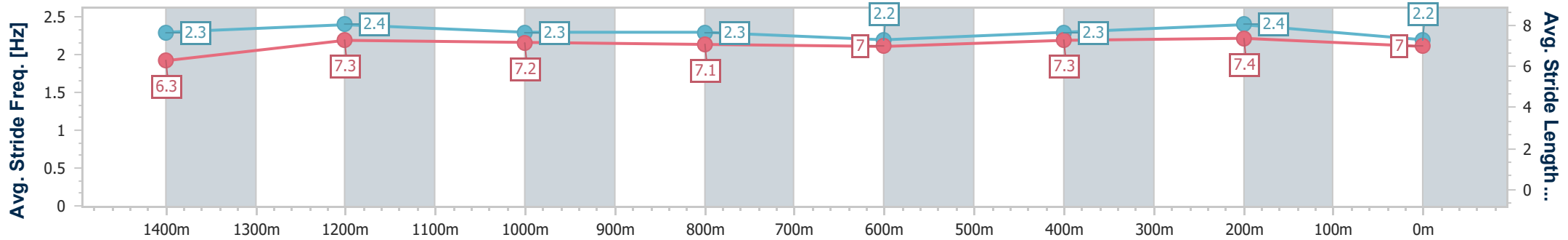
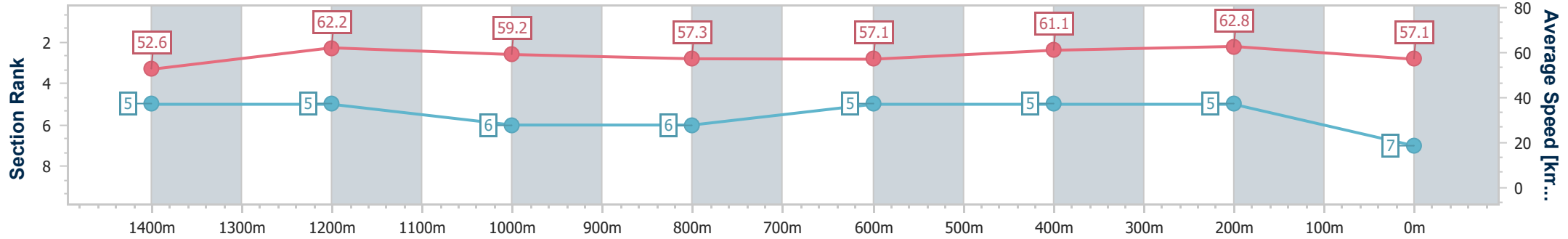
Sunshine Coast QLD Professional  
Race 1: IN NOOSA QTIS Three-Year-Old Maiden Handicap - 1600m



15 October 2023 - 12:46

Track Rating: Good 4, Weather: Fine, Rail Position: +8m Entire

Section	Overall	1400m	1200m	1000m	800m	600m	400m	200m
Section Times	1:39.02 [7] (0:13.67)	1:25.35 [5] (0:11.65)	1:13.70 [5] (0:12.19)	1:01.51 [6] (0:12.64)	0:48.87 [6] (0:12.76)	0:36.11 [5] (0:11.94)	0:24.17 [5] (0:11.48)	0:12.69 [5] (0:12.69)
Average Speed [km/h]	52.6	62.2	59.2	57.3	57.1	61.1	62.8	57.1
Top Speed [km/h]	66.4	66.3	59.7	58.8	58.7	64.4	64.4	60.4
Avg. Dist. to Rail [m]	3.7	2.2	2.3	2.1	2.1	2.4	4.5	6.9
Avg. Stride Freq. [Hz]	2.3	2.4	2.3	2.3	2.2	2.3	2.4	2.2
Avg. Stride Length [m]	6.3	7.3	7.2	7.1	7.0	7.3	7.4	7.0



- [ ] Ranking at each section and finish
- .-.- No data available at this section
- NA No data available



Horse/Jockey Name	Bilpa Morea
Final Rank	8
Fastest Section Time (Section)	0:11.47 (400m)
Top Speed [km/h] (Section)	66.5 (Overall)
Race State	Finished



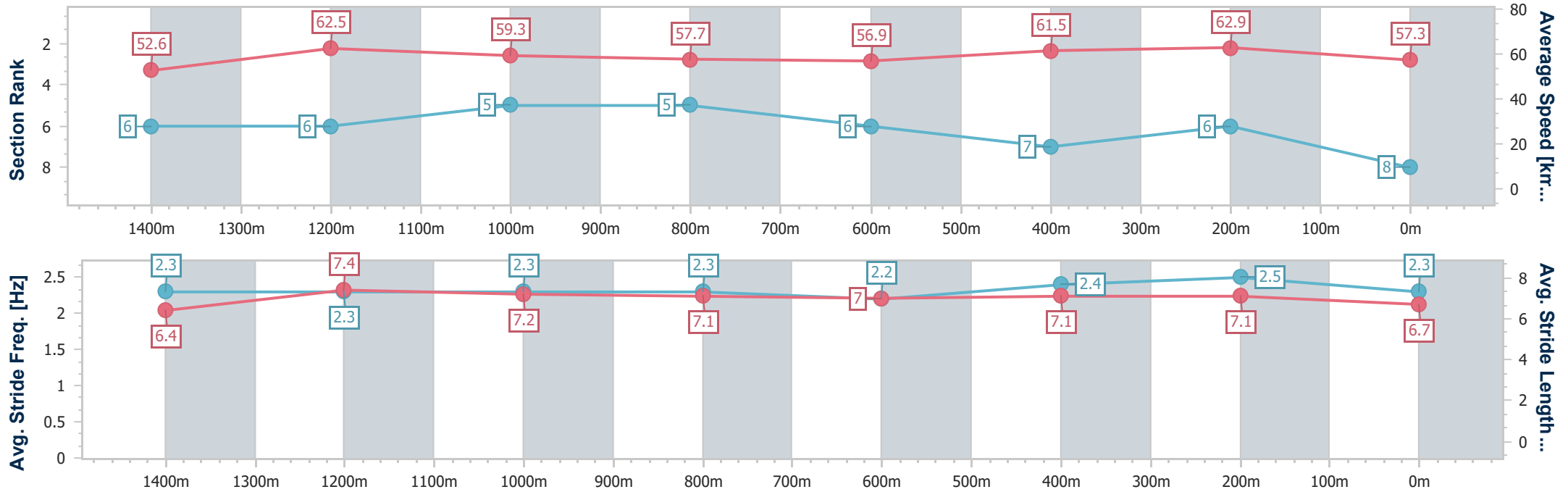
Sunshine Coast QLD Professional  
Race 1: IN NOOSA QTIS Three-Year-Old Maiden Handicap - 1600m



15 October 2023 - 12:46

Track Rating: Good 4, Weather: Fine, Rail Position: +8m Entire

Section	Overall	1400m	1200m	1000m	800m	600m	400m	200m
Section Times	1:39.03 [8] (0:13.72)	1:25.31 [6] (0:11.60)	1:13.71 [6] (0:12.18)	1:01.53 [5] (0:12.57)	0:48.96 [5] (0:12.89)	0:36.07 [6] (0:11.97)	0:24.10 [7] (0:11.47)	0:12.63 [6] (0:12.63)
Average Speed [km/h]	52.6	62.5	59.3	57.7	56.9	61.5	62.9	57.3
Top Speed [km/h]	66.5	66.2	60.0	58.7	58.4	63.9	64.3	60.2
Avg. Dist. to Rail [m]	4.4	3.2	3.2	3.0	3.3	3.6	5.7	7.9
Avg. Stride Freq. [Hz]	2.3	2.3	2.3	2.3	2.2	2.4	2.5	2.3
Avg. Stride Length [m]	6.4	7.4	7.2	7.1	7.0	7.1	7.1	6.7



- [ ] Ranking at each section and finish
- .-.- No data available at this section
- NA No data available