



Eagle Farm QLD Professional

Race 7: THIS IS CROSER BENCHMARK 68 Handicap - 1400m

21 October 2023 - 15:22



BRISBANE
RACING CLUB

Track Rating: Good 4, Weather: Fine, Rail Position: +3m Entire Course

Section												Last 600m					
Field Times												0:34.61					
	Overall	1200m	1000m	800m	600m	400m											
	1:24.45 (0:13.76)	1:10.69 (0:12.00)	0:58.69 (0:12.64)	0:46.05 (0:11.44)	0:34.61 (0:11.34)	0:23.27 (0:11.30)											
Rank	TAB	Horse/Jockey	Barrier	Top Speed [km/h]	Fastest Section												Distance Travelled [m]
1	13	CORFE CASTLE Cejay Graham	11	67.2 600m	0:11.13 600m	1:24.45 [1] (0:13.87)	1:10.58 [2] (0:12.13)	0:58.45 [2] (0:12.47)	0:45.98 [2] (0:11.58)	0:34.40 [2] (0:11.13)	0:23.27 [1] (0:11.30)	0:34.40					
2	6	EVOCATOR Martin Harley	13	67.6 400m	0:10.87 400m	1:24.45 [2] (0:14.64)	1:09.81 [10] (0:12.08)	0:57.73 [10] (0:12.47)	0:45.26 [10] (0:11.72)	0:33.54 [11] (0:11.05)	0:22.49 [9] (0:10.87)	0:33.54	-5				
3	5	CRANKY HARRY Ben Thompson	2	66.5 600m	0:11.08 600m	1:24.73 [3] (0:14.31)	1:10.42 [6] (0:12.09)	0:58.33 [6] (0:12.59)	0:45.74 [7] (0:11.57)	0:34.17 [7] (0:11.08)	0:23.09 [6] (0:11.16)	0:34.17	-1				
4	12	COLLEAGUES Ryan Maloney	14	67.3 400m	0:11.09 400m	1:24.89 [4] (0:14.63)	1:10.26 [9] (0:12.04)	0:58.22 [9] (0:12.35)	0:45.87 [8] (0:11.63)	0:34.24 [8] (0:11.16)	0:23.08 [7] (0:11.09)	0:34.24	+3				
5	17	BELLE TYCOON Noriyuki Masuda	7	64.7 600m	0:11.28 600m	1:25.03 [5] (0:13.76)	1:11.27 [1] (0:12.00)	0:59.27 [1] (0:12.64)	0:46.63 [1] (0:11.75)	0:34.88 [3] (0:11.28)	0:23.60 [3] (0:11.35)	0:34.88	-3				
6	15	BINDING Taylor Marshall	3	66.1 800m	0:11.16 600m	1:25.04 [6] (0:14.03)	1:11.01 [3] (0:12.13)	0:58.88 [3] (0:12.64)	0:46.24 [5] (0:11.51)	0:34.73 [4] (0:11.16)	0:23.57 [4] (0:11.22)	0:34.73	+1				
7	14	MOKTAFFY James Orman	9	66.6 800m	0:11.18 800m	1:25.10 [7] (0:14.52)	1:10.58 [8] (0:11.98)	0:58.60 [7] (0:12.16)	0:46.44 [3] (0:11.18)	0:35.26 [1] (0:11.34)	0:23.92 [2] (0:11.52)	0:35.26	-1				
8	8	FIXATED Blake Spriggs	17	66.7 400m	0:10.93 600m	1:25.20 [8] (0:14.77)	1:10.43 [12] (0:12.09)	0:58.34 [11] (0:12.50)	0:45.84 [12] (0:11.68)	0:34.16 [12] (0:10.93)	0:23.23 [10] (0:11.13)	0:34.16	-2				
9	9	HANG FIVE Justin Huxtable	12	67.6 400m	0:10.92 400m	1:25.20 [9] (0:14.71)	1:10.49 [11] (0:12.22)	0:58.27 [12] (0:12.33)	0:45.94 [11] (0:11.61)	0:34.33 [10] (0:11.17)	0:23.16 [12] (0:10.92)	0:34.33	+4				
10	4	CACOFONIX Andrew Mallyon	1	66.0 400m	0:11.27 600m	1:25.35 [10] (0:14.22)	1:11.13 [5] (0:12.09)	0:59.04 [5] (0:12.58)	0:46.46 [6] (0:11.66)	0:34.80 [6] (0:11.27)	0:23.53 [8] (0:11.28)	0:34.80	-2				

Scratched: The Catch (#2), Kibosh (#11), Silver Warrior (#10), Brocky (#3), General Dubai (#7)

Report Created: Sat 21 October 2023 16:05 GMT+1 (Note: Timing is based on position data)

Page 1/16

[] Ranking at each section and finish
 -:-:- No data available at this section
 NA No data available

SCN Saddle cloth number
 DNF Did not finish
 DNT Did not track

data processed by  TRIPLES DATA



Eagle Farm QLD Professional

Race 7: THIS IS CROSER BENCHMARK 68 Handicap - 1400m

21 October 2023 - 15:22



BRISBANE
RACING CLUB

Track Rating: Good 4, Weather: Fine, Rail Position: +3m Entire Course

Section	Overall	1200m	1000m	800m	600m	400m	Last 600m
Field Times	1:24.45 (0:13.76)	1:10.69 (0:12.00)	0:58.69 (0:12.64)	0:46.05 (0:11.44)	0:34.61 (0:11.34)	0:23.27 (0:11.30)	0:34.61

Rank	TAB	Horse/Jockey	Barrier	Top Speed [km/h]	Fastest Section	Overall	1200m	1000m	800m	600m	400m	Last 600m	Distance Travelled [m]
11	1	BECKFORD Les Tilley	4	66.5 600m	0:11.20 600m	1:25.43 [11] (0:14.48)	1:10.95 [7] (0:12.17)	0:58.78 [8] (0:12.47)	0:46.31 [9] (0:11.71)	0:34.60 [9] (0:11.20)	0:23.40 [11] (0:11.22)	0:34.60	+0
12	16	ROCK TOGETHER Damien Thornton	8	66.2 600m	0:11.15 600m	1:26.09 [12] (0:14.07)	1:12.02 [4] (0:12.12)	0:59.90 [4] (0:12.57)	0:47.33 [4] (0:11.58)	0:35.75 [5] (0:11.15)	0:24.60 [5] (0:11.36)	0:35.75	+0

Scratched: The Catch (#2), Kibosh (#11), Silver Warrior (#10), Brocky (#3), General Dubai (#7)

[] Ranking at each section and finish
 -:-:-:- No data available at this section
 NA No data available

SCN Saddle cloth number
 DNF Did not finish
 DNT Did not track



Eagle Farm QLD Professional

Race 7: THIS IS CROSER BENCHMARK 68 Handicap - 1400m

21 October 2023 - 15:22



BRISBANE
RACING CLUB

Track Rating: Good 4, Weather: Fine, Rail Position: +3m Entire Course

Section			200m			Last 600m		
Field Times			0:11.97			0:34.61		
Rank	TAB	Horse/Jockey	Barrier	Top Speed [km/h]	Fastest Section	Margin		Distance Travelled [m]
1	13	CORFE CASTLE Cejay Graham	11	67.2 600m	0:11.13 600m	0:11.97 [1] (0:11.97)	1:24.45	0:34.40
2	6	EVOCATOR Martin Harley	13	67.6 400m	0:10.87 400m	0:11.62 [6] (0:11.62)	0.02L	0:33.54 -5
3	5	CRANKY HARRY Ben Thompson	2	66.5 600m	0:11.08 600m	0:11.93 [5] (0:11.93)	1.67L	0:34.17 -1
4	12	COLLEAGUES Ryan Maloney	14	67.3 400m	0:11.09 400m	0:11.99 [8] (0:11.99)	2.62L	0:34.24 +3
5	17	BELLE TYCOON Noriyuki Masuda	7	64.7 600m	0:11.28 600m	0:12.25 [4] (0:12.25)	3.39L	0:34.88 -3
6	15	BINDING Taylor Marshall	3	66.1 800m	0:11.16 600m	0:12.35 [2] (0:12.35)	3.45L	0:34.73 +1
7	14	MOKTAFFY James Orman	9	66.6 800m	0:11.18 800m	0:12.40 [3] (0:12.40)	3.81L	0:35.26 -1
8	8	FIXATED Blake Spriggs	17	66.7 400m	0:10.93 600m	0:12.10 [11] (0:12.10)	4.41L	0:34.16 -2
9	9	HANG FIVE Justin Huxtable	12	67.6 400m	0:10.92 400m	0:12.24 [9] (0:12.24)	4.42L	0:34.33 +4
10	4	CACOFONIX Andrew Mallyon	1	66.0 400m	0:11.27 600m	0:12.25 [10] (0:12.25)	5.31L	0:34.80 -2

Scratched: The Catch (#2), Kibosh (#11), Silver Warrior (#10), Brocky (#3), General Dubai (#7)

Report Created: Sat 21 October 2023 16:05 GMT+1 (Note: Timing is based on position data)

Page 3/16

[] Ranking at each section and finish
 -:-:- No data available at this section
 NA No data available

SCN Saddle cloth number
 DNF Did not finish
 DNT Did not track

data processed by  TRIPLESDATA



Eagle Farm QLD Professional

Race 7: THIS IS CROSER BENCHMARK 68 Handicap - 1400m

21 October 2023 - 15:22



BRISBANE
RACING CLUB

Track Rating: Good 4, Weather: Fine, Rail Position: +3m Entire Course

Section				200m				Last 600m	
Field Times				0:11.97 (0:11.97)				0:34.61	
Rank	TAB	Horse/Jockey	Barrier	Top Speed [km/h]	Fastest Section	Margin			Distance Travelled [m]
11	1	BECKFORD Les Tilley	4	66.5 600m	0:11.20 600m	0:12.18 [12] (0:12.18)	5.79L		0:34.60 +0
12	16	ROCK TOGETHER Damien Thornton	8	66.2 600m	0:11.15 600m	0:13.24 [7] (0:13.24)	9.66L		0:35.75 +0

Scratched: The Catch (#2), Kibosh (#11), Silver Warrior (#10), Brocky (#3), General Dubai (#7)



Horse/Jockey Name	Corfe Castle
Final Rank	1
Fastest Section Time (Section)	0:11.13 (600m)
Top Speed [km/h] (Section)	67.2 (600m)
Race State	Finished

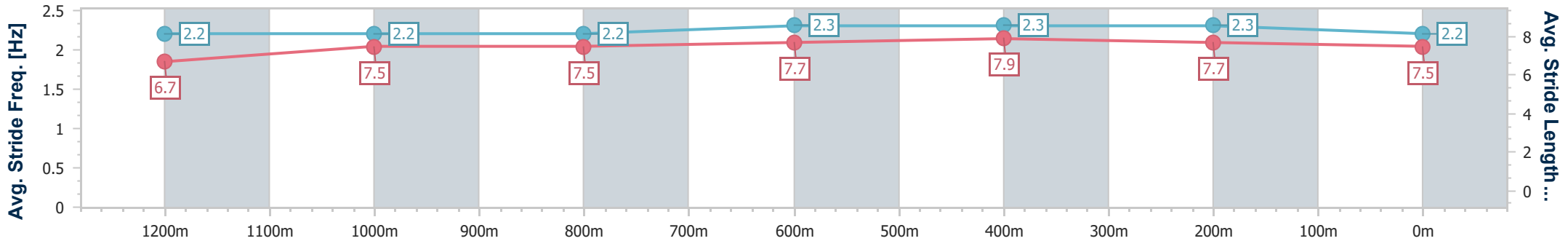
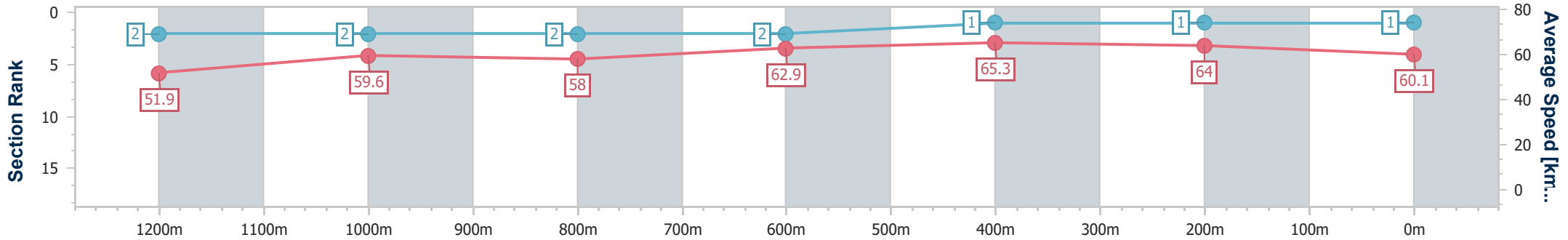


Eagle Farm QLD Professional
 Race 7: THIS IS CROSER BENCHMARK 68 Handicap - 1400m
 21 October 2023 - 15:22
 Track Rating: Good 4, Weather: Fine, Rail Position: +3m Entire Course



BRISBANE RACING CLUB

Section	Overall	1200m	1000m	800m	600m	400m	200m
Section Times	1:24.45 [1] (0:13.87)	1:10.58 [2] (0:12.13)	0:58.45 [2] (0:12.47)	0:45.98 [2] (0:11.58)	0:34.40 [2] (0:11.13)	0:23.27 [1] (0:11.30)	0:11.97 [1] (0:11.97)
Average Speed [km/h]	51.9	59.6	58.0	62.9	65.3	64.0	60.1
Top Speed [km/h]	63.5	62.2	59.5	64.6	67.2	64.8	62.0
Avg. Dist. to Rail [m]	5.3	1.9	1.1	2.0	2.7	1.6	0.6
Avg. Stride Freq. [Hz]	2.2	2.2	2.2	2.3	2.3	2.3	2.2
Avg. Stride Length [m]	6.7	7.5	7.5	7.7	7.9	7.7	7.5



- [] Ranking at each section and finish
- .-.- No data available at this section
- NA No data available



Horse/Jockey Name	Evocator
Final Rank	2
Fastest Section Time (Section)	0:10.87 (400m)
Top Speed [km/h] (Section)	67.6 (400m)
Race State	Finished



Eagle Farm QLD Professional

Race 7: THIS IS CROSER BENCHMARK 68 Handicap - 1400m

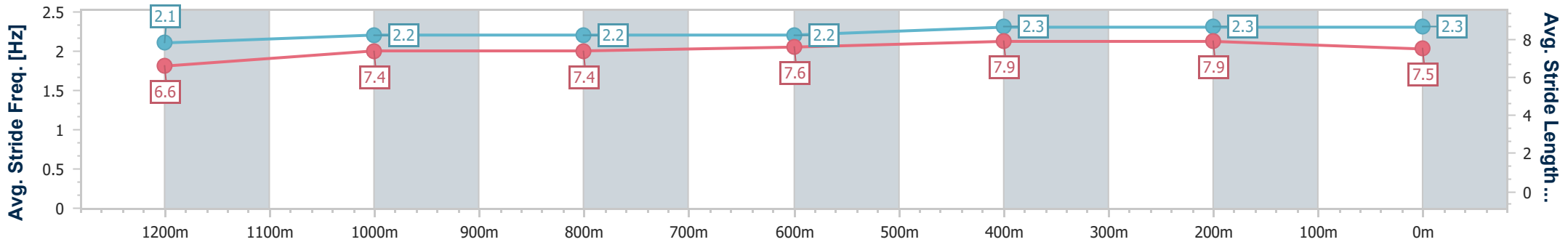
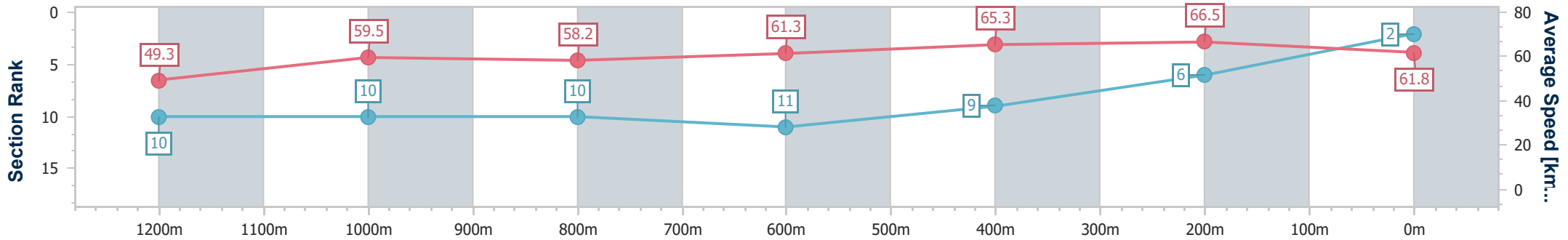
21 October 2023 - 15:22

Track Rating: Good 4, Weather: Fine, Rail Position: +3m Entire Course



BRISBANE RACING CLUB

Section	Overall	1200m	1000m	800m	600m	400m	200m
Section Times	1:24.45 [2] (0:14.64)	1:09.81 [10] (0:12.08)	0:57.73 [10] (0:12.47)	0:45.26 [10] (0:11.72)	0:33.54 [11] (0:11.05)	0:22.49 [9] (0:10.87)	0:11.62 [6] (0:11.62)
Average Speed [km/h]	49.3	59.5	58.2	61.3	65.3	66.5	61.8
Top Speed [km/h]	62.9	61.9	58.6	64.5	66.1	67.6	65.1
Avg. Dist. to Rail [m]	4.0	2.0	0.9	0.2	0.6	2.1	2.8
Avg. Stride Freq. [Hz]	2.1	2.2	2.2	2.2	2.3	2.3	2.3
Avg. Stride Length [m]	6.6	7.4	7.4	7.6	7.9	7.9	7.5



- [] Ranking at each section and finish
- .-.- No data available at this section
- NA No data available



Horse/Jockey Name	Cranky Harry
Final Rank	3
Fastest Section Time (Section)	0:11.08 (600m)
Top Speed [km/h] (Section)	66.5 (600m)
Race State	Finished



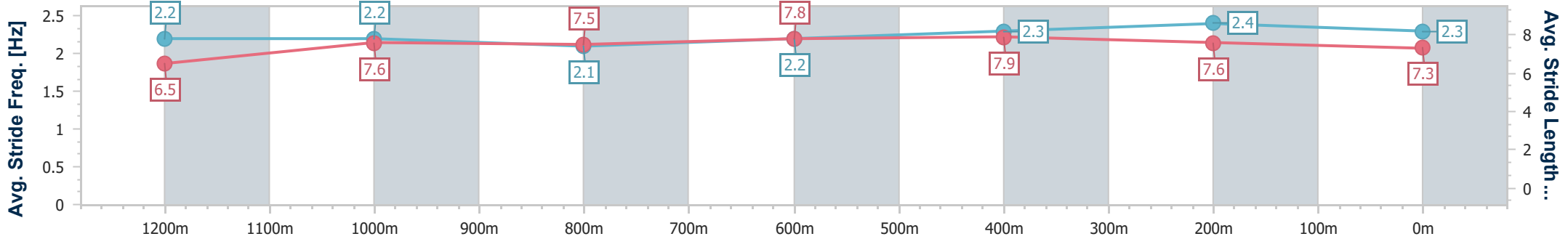
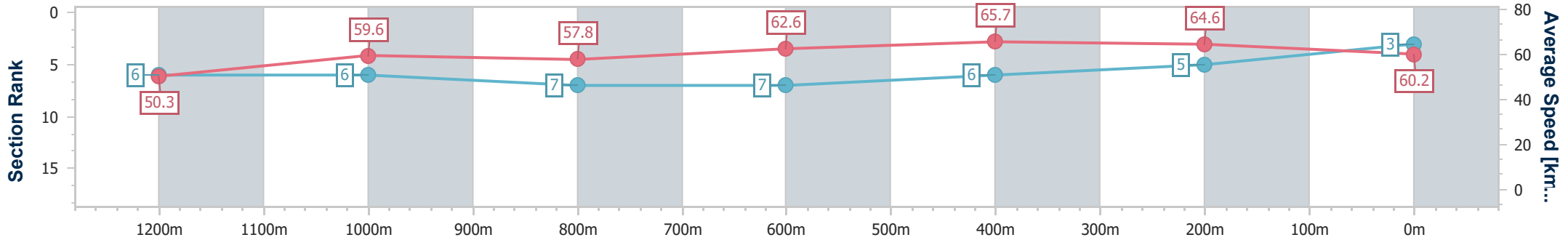
Eagle Farm QLD Professional
Race 7: THIS IS CROSER BENCHMARK 68 Handicap - 1400m



21 October 2023 - 15:22
Track Rating: Good 4, Weather: Fine, Rail Position: +3m Entire Course

BRISBANE RACING CLUB

Section	Overall	1200m	1000m	800m	600m	400m	200m
Section Times	1:24.73 [3] (0:14.31)	1:10.42 [6] (0:12.09)	0:58.33 [6] (0:12.59)	0:45.74 [7] (0:11.57)	0:34.17 [7] (0:11.08)	0:23.09 [6] (0:11.16)	0:11.93 [5] (0:11.93)
Average Speed [km/h]	50.3	59.6	57.8	62.6	65.7	64.6	60.2
Top Speed [km/h]	62.7	61.2	59.1	65.2	66.5	66.0	62.5
Avg. Dist. to Rail [m]	1.0	2.1	1.7	1.7	2.3	3.2	3.5
Avg. Stride Freq. [Hz]	2.2	2.2	2.1	2.2	2.3	2.4	2.3
Avg. Stride Length [m]	6.5	7.6	7.5	7.8	7.9	7.6	7.3



- [] Ranking at each section and finish
- .-.- No data available at this section
- NA No data available



Horse/Jockey Name	Colleagues
Final Rank	4
Fastest Section Time (Section)	0:11.09 (400m)
Top Speed [km/h] (Section)	67.3 (400m)
Race State	Finished



Eagle Farm QLD Professional

Race 7: THIS IS CROSER BENCHMARK 68 Handicap - 1400m

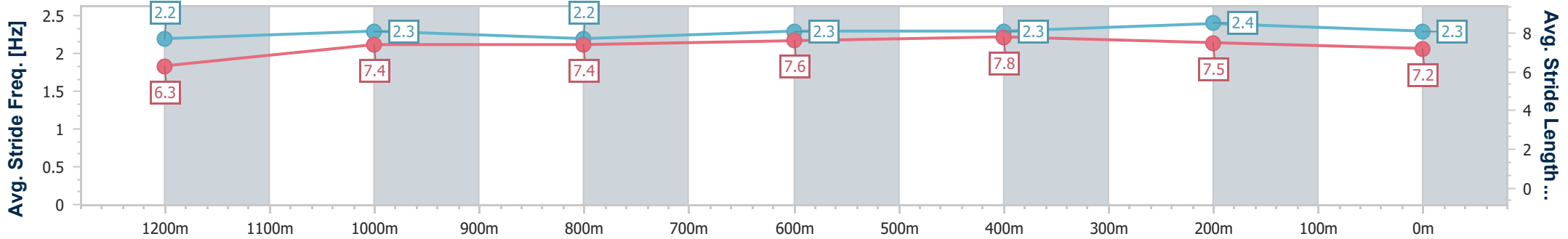
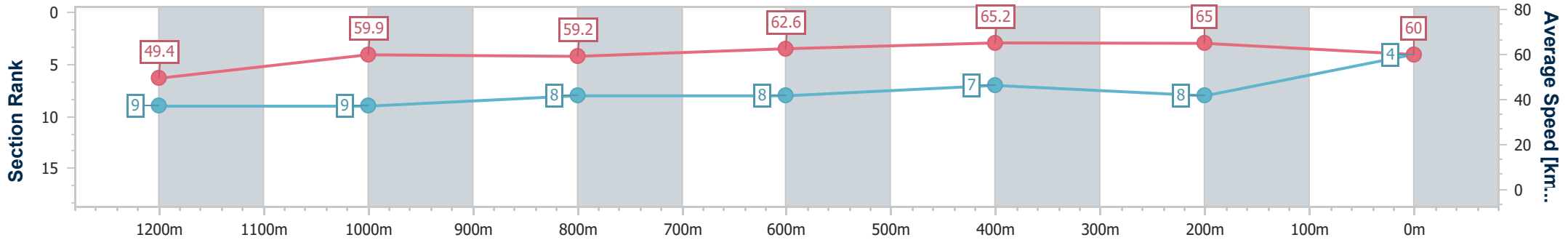
21 October 2023 - 15:22

Track Rating: Good 4, Weather: Fine, Rail Position: +3m Entire Course



BRISBANE RACING CLUB

Section	Overall	1200m	1000m	800m	600m	400m	200m
Section Times	1:24.89 [4] (0:14.63)	1:10.26 [9] (0:12.04)	0:58.22 [9] (0:12.35)	0:45.87 [8] (0:11.63)	0:34.24 [8] (0:11.16)	0:23.08 [7] (0:11.09)	0:11.99 [8] (0:11.99)
Average Speed [km/h]	49.4	59.9	59.2	62.6	65.2	65.0	60.0
Top Speed [km/h]	60.8	61.6	61.3	64.1	67.3	67.3	63.5
Avg. Dist. to Rail [m]	6.7	4.2	3.4	2.3	2.3	5.5	6.0
Avg. Stride Freq. [Hz]	2.2	2.3	2.2	2.3	2.3	2.4	2.3
Avg. Stride Length [m]	6.3	7.4	7.4	7.6	7.8	7.5	7.2



- [] Ranking at each section and finish
- .-.- No data available at this section
- NA No data available



Horse/Jockey Name	Belle Tycoon
Final Rank	5
Fastest Section Time (Section)	0:11.28 (600m)
Top Speed [km/h] (Section)	64.7 (600m)
Race State	Finished



Eagle Farm QLD Professional

Race 7: THIS IS CROSER BENCHMARK 68 Handicap - 1400m

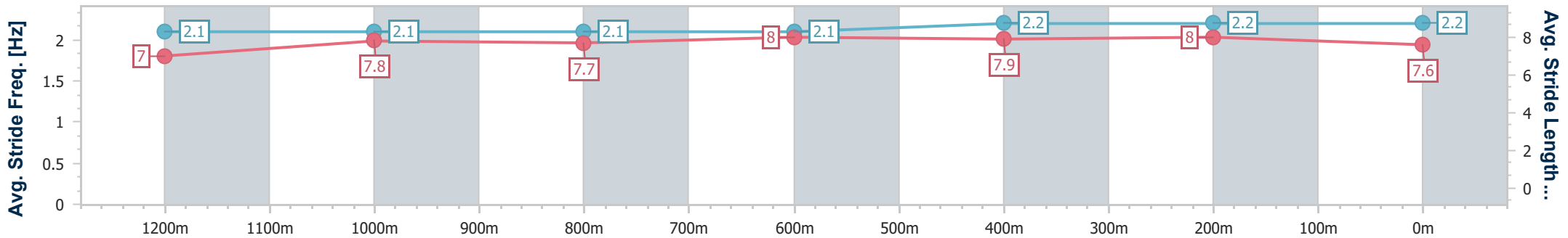
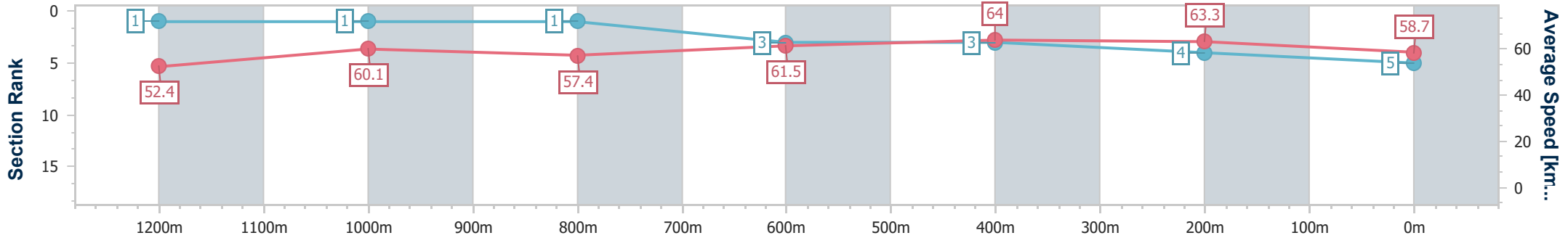
21 October 2023 - 15:22

Track Rating: Good 4, Weather: Fine, Rail Position: +3m Entire Course



BRISBANE RACING CLUB

Section	Overall	1200m	1000m	800m	600m	400m	200m
Section Times	1:25.03 [5] (0:13.76)	1:11.27 [1] (0:12.00)	0:59.27 [1] (0:12.64)	0:46.63 [1] (0:11.75)	0:34.88 [3] (0:11.28)	0:23.60 [3] (0:11.35)	0:12.25 [4] (0:12.25)
Average Speed [km/h]	52.4	60.1	57.4	61.5	64.0	63.3	58.7
Top Speed [km/h]	63.0	61.1	58.1	64.3	64.7	64.2	61.8
Avg. Dist. to Rail [m]	3.3	1.8	1.5	0.7	0.3	0.4	1.7
Avg. Stride Freq. [Hz]	2.1	2.1	2.1	2.1	2.2	2.2	2.2
Avg. Stride Length [m]	7.0	7.8	7.7	8.0	7.9	8.0	7.6



- [] Ranking at each section and finish
- .-.- No data available at this section
- NA No data available



Horse/Jockey Name	Binding
Final Rank	6
Fastest Section Time (Section)	0:11.16 (600m)
Top Speed [km/h] (Section)	66.1 (800m)
Race State	Finished

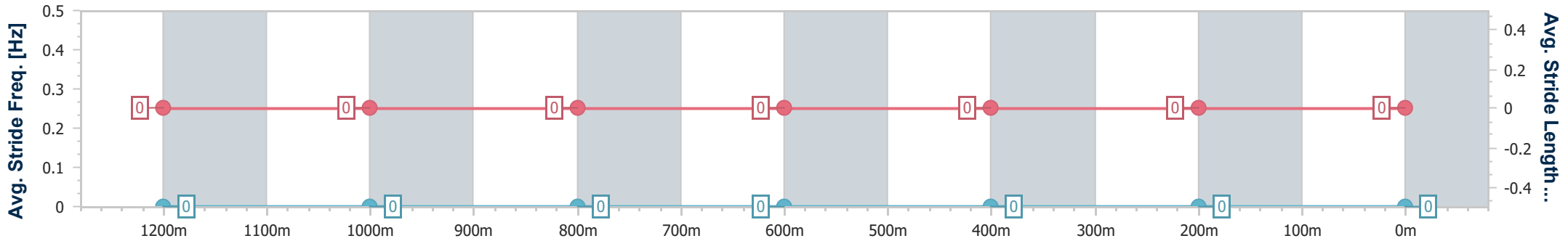
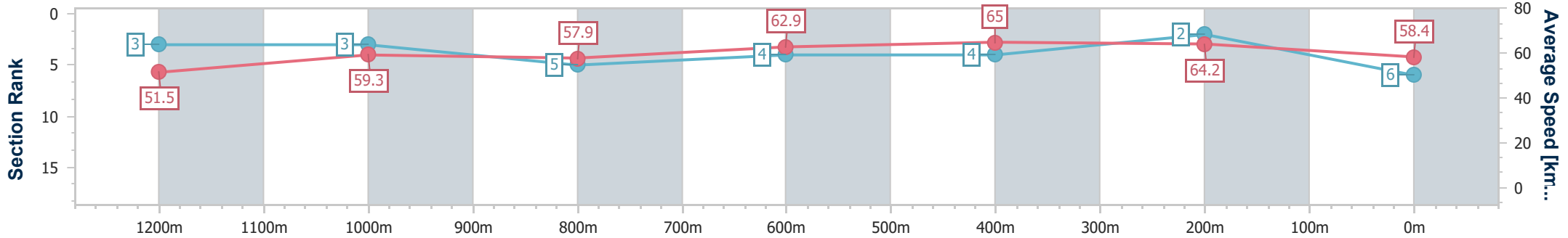


Eagle Farm QLD Professional
 Race 7: THIS IS CROSER BENCHMARK 68 Handicap - 1400m
 21 October 2023 - 15:22
 Track Rating: Good 4, Weather: Fine, Rail Position: +3m Entire Course



BRISBANE RACING CLUB

Section	Overall	1200m	1000m	800m	600m	400m	200m
Section Times	1:25.04 [6] (0:14.03)	1:11.01 [3] (0:12.13)	0:58.88 [3] (0:12.64)	0:46.24 [5] (0:11.51)	0:34.73 [4] (0:11.16)	0:23.57 [4] (0:11.22)	0:12.35 [2] (0:12.35)
Average Speed [km/h]	51.5	59.3	57.9	62.9	65.0	64.2	58.4
Top Speed [km/h]	62.9	61.1	59.5	66.1	66.1	65.8	62.3
Avg. Dist. to Rail [m]	1.9	2.7	2.8	1.7	1.8	2.1	3.1
Avg. Stride Freq. [Hz]	--	--	--	--	--	--	--
Avg. Stride Length [m]	--	--	--	--	--	--	--



- [] Ranking at each section and finish
- No data available at this section
- NA No data available



Horse/Jockey Name	Moktaffy
Final Rank	7
Fastest Section Time (Section)	0:11.18 (800m)
Top Speed [km/h] (Section)	66.6 (800m)
Race State	Finished

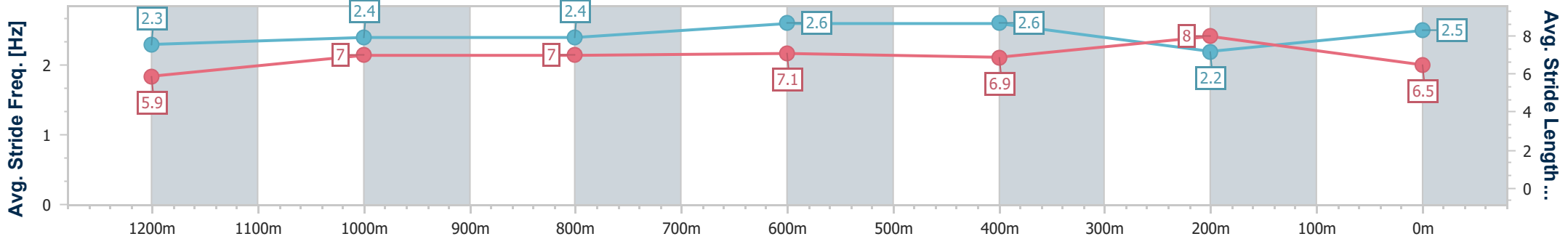
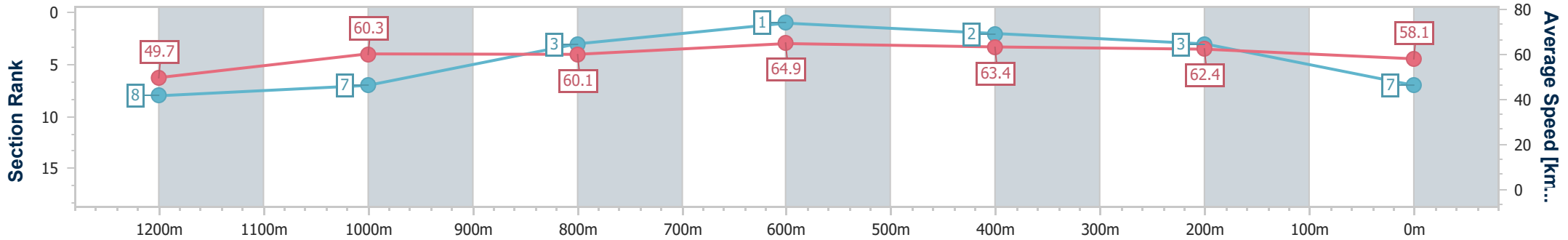


Eagle Farm QLD Professional
 Race 7: THIS IS CROSER BENCHMARK 68 Handicap - 1400m
 21 October 2023 - 15:22
 Track Rating: Good 4, Weather: Fine, Rail Position: +3m Entire Course



BRISBANE
 RACING CLUB

Section	Overall	1200m	1000m	800m	600m	400m	200m
Section Times	1:25.10 [7] (0:14.52)	1:10.58 [8] (0:11.98)	0:58.60 [7] (0:12.16)	0:46.44 [3] (0:11.18)	0:35.26 [1] (0:11.34)	0:23.92 [2] (0:11.52)	0:12.40 [3] (0:12.40)
Average Speed [km/h]	49.7	60.3	60.1	64.9	63.4	62.4	58.1
Top Speed [km/h]	61.9	62.3	63.9	66.6	64.4	64.8	61.0
Avg. Dist. to Rail [m]	4.2	3.7	3.2	1.5	0.4	0.3	0.3
Avg. Stride Freq. [Hz]	2.3	2.4	2.4	2.6	2.6	2.2	2.5
Avg. Stride Length [m]	5.9	7.0	7.0	7.1	6.9	8.0	6.5



- [] Ranking at each section and finish
- .-.- No data available at this section
- NA No data available



Horse/Jockey Name	Fixated
Final Rank	8
Fastest Section Time (Section)	0:10.93 (600m)
Top Speed [km/h] (Section)	66.7 (400m)
Race State	Finished



Eagle Farm QLD Professional

Race 7: THIS IS CROSER BENCHMARK 68 Handicap - 1400m

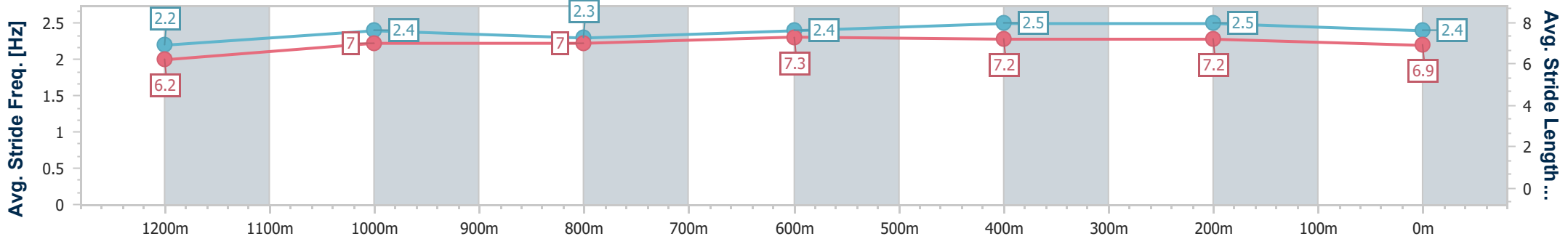
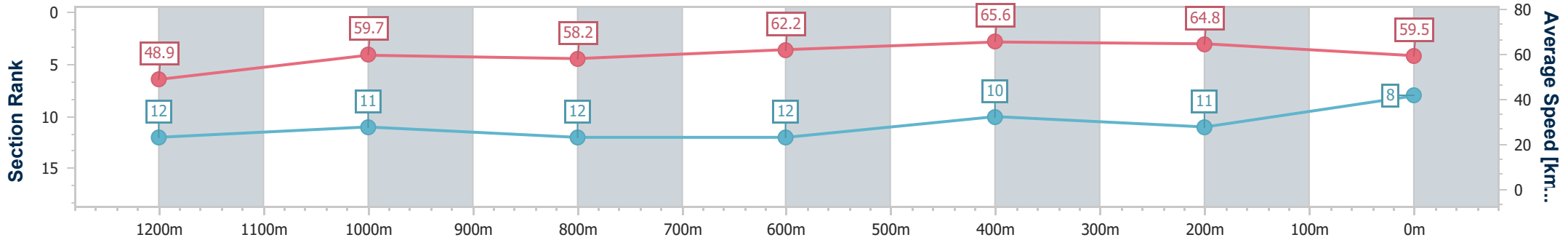
21 October 2023 - 15:22

Track Rating: Good 4, Weather: Fine, Rail Position: +3m Entire Course



BRISBANE RACING CLUB

Section	Overall	1200m	1000m	800m	600m	400m	200m
Section Times	1:25.20 [8] (0:14.77)	1:10.43 [12] (0:12.09)	0:58.34 [11] (0:12.50)	0:45.84 [12] (0:11.68)	0:34.16 [12] (0:10.93)	0:23.23 [10] (0:11.13)	0:12.10 [11] (0:12.10)
Average Speed [km/h]	48.9	59.7	58.2	62.2	65.6	64.8	59.5
Top Speed [km/h]	61.0	61.8	58.9	66.0	66.7	66.7	62.7
Avg. Dist. to Rail [m]	6.1	1.9	1.9	1.4	0.4	1.3	4.3
Avg. Stride Freq. [Hz]	2.2	2.4	2.3	2.4	2.5	2.5	2.4
Avg. Stride Length [m]	6.2	7.0	7.0	7.3	7.2	7.2	6.9



- [] Ranking at each section and finish
- .-.- No data available at this section
- NA No data available



Horse/Jockey Name	Hang Five
Final Rank	9
Fastest Section Time (Section)	0:10.92 (400m)
Top Speed [km/h] (Section)	67.6 (400m)
Race State	Finished



Eagle Farm QLD Professional

Race 7: THIS IS CROSER BENCHMARK 68 Handicap - 1400m

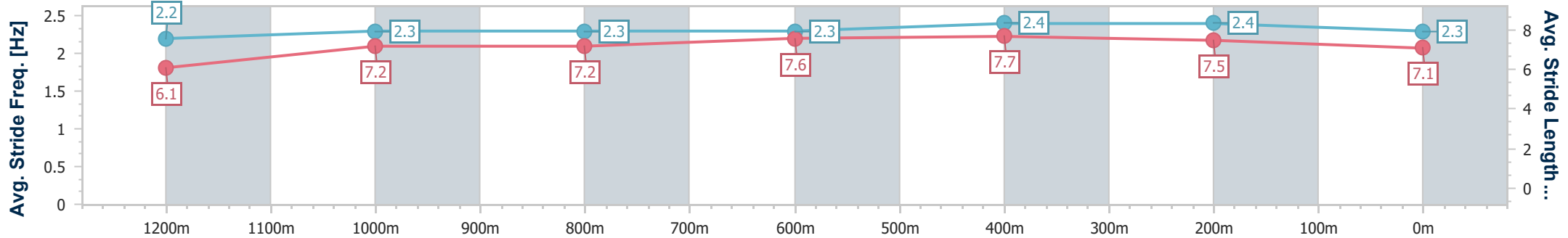
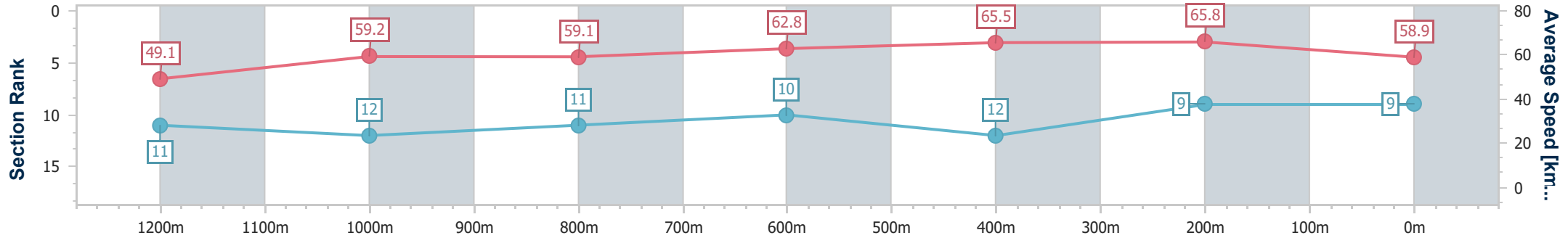
21 October 2023 - 15:22

Track Rating: Good 4, Weather: Fine, Rail Position: +3m Entire Course



BRISBANE RACING CLUB

Section	Overall	1200m	1000m	800m	600m	400m	200m
Section Times	1:25.20 [9] (0:14.71)	1:10.49 [11] (0:12.22)	0:58.27 [12] (0:12.33)	0:45.94 [11] (0:11.61)	0:34.33 [10] (0:11.17)	0:23.16 [12] (0:10.92)	0:12.24 [9] (0:12.24)
Average Speed [km/h]	49.1	59.2	59.1	62.8	65.5	65.8	58.9
Top Speed [km/h]	60.1	60.3	60.0	65.5	67.6	67.6	63.6
Avg. Dist. to Rail [m]	5.2	3.1	2.9	2.7	3.1	7.0	7.3
Avg. Stride Freq. [Hz]	2.2	2.3	2.3	2.3	2.4	2.4	2.3
Avg. Stride Length [m]	6.1	7.2	7.2	7.6	7.7	7.5	7.1



- [] Ranking at each section and finish
- .-.- No data available at this section
- NA No data available



Horse/Jockey Name	Cacophonix
Final Rank	10
Fastest Section Time (Section)	0:11.27 (600m)
Top Speed [km/h] (Section)	66.0 (400m)
Race State	Finished



Eagle Farm QLD Professional

Race 7: THIS IS CROSER BENCHMARK 68 Handicap - 1400m

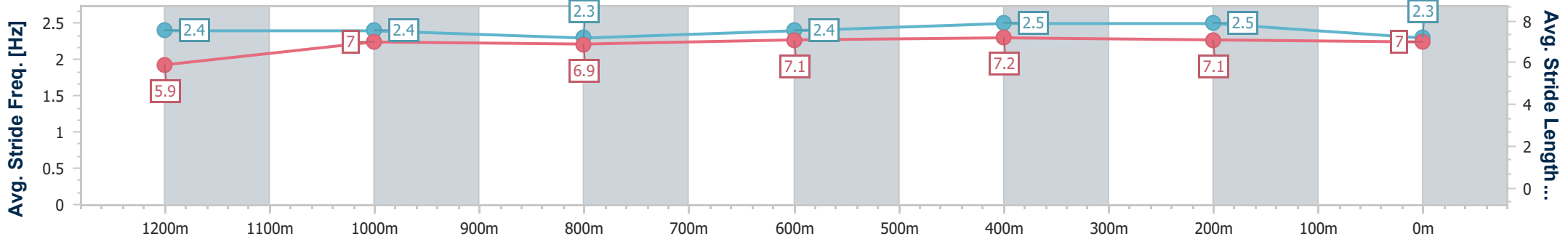
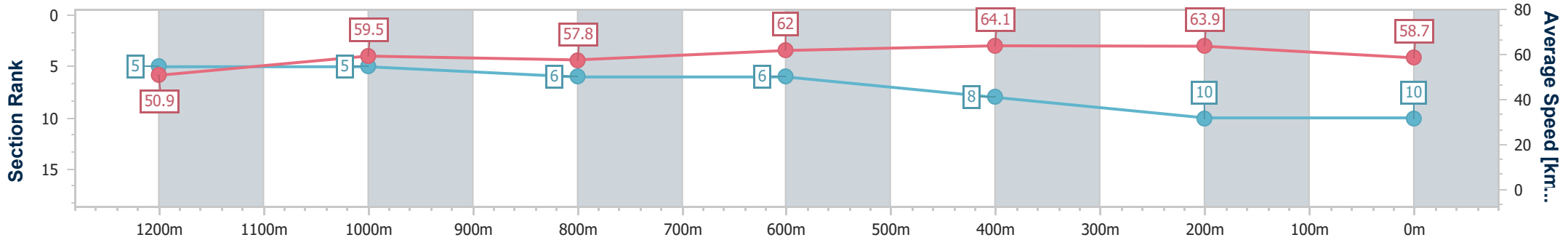
21 October 2023 - 15:22

Track Rating: Good 4, Weather: Fine, Rail Position: +3m Entire Course



BRISBANE RACING CLUB

Section	Overall	1200m	1000m	800m	600m	400m	200m
Section Times	1:25.35 [10] (0:14.22)	1:11.13 [5] (0:12.09)	0:59.04 [5] (0:12.58)	0:46.46 [6] (0:11.66)	0:34.80 [6] (0:11.27)	0:23.53 [8] (0:11.28)	0:12.25 [10] (0:12.25)
Average Speed [km/h]	50.9	59.5	57.8	62.0	64.1	63.9	58.7
Top Speed [km/h]	62.5	61.5	58.8	64.5	65.5	66.0	63.1
Avg. Dist. to Rail [m]	0.6	2.0	1.8	1.1	1.2	2.5	4.2
Avg. Stride Freq. [Hz]	2.4	2.4	2.3	2.4	2.5	2.5	2.3
Avg. Stride Length [m]	5.9	7.0	6.9	7.1	7.2	7.1	7.0



- [] Ranking at each section and finish
- .-.- No data available at this section
- NA No data available



Horse/Jockey Name	Beckford
Final Rank	11
Fastest Section Time (Section)	0:11.20 (600m)
Top Speed [km/h] (Section)	66.5 (600m)
Race State	Finished



Eagle Farm QLD Professional

Race 7: THIS IS CROSER BENCHMARK 68 Handicap - 1400m

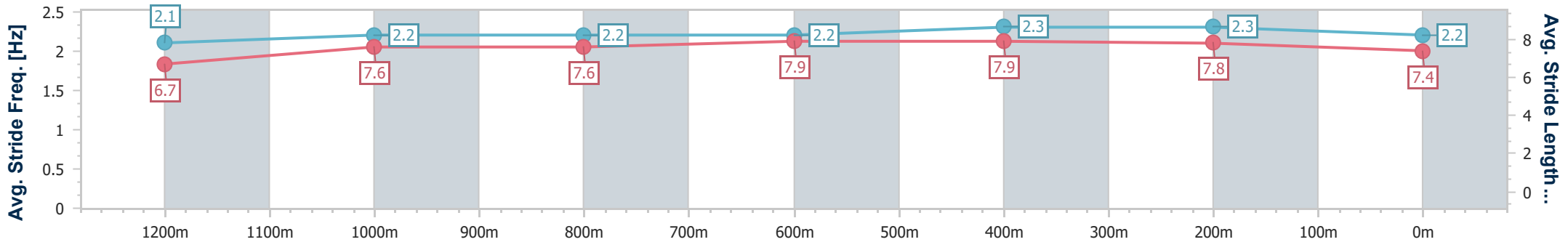
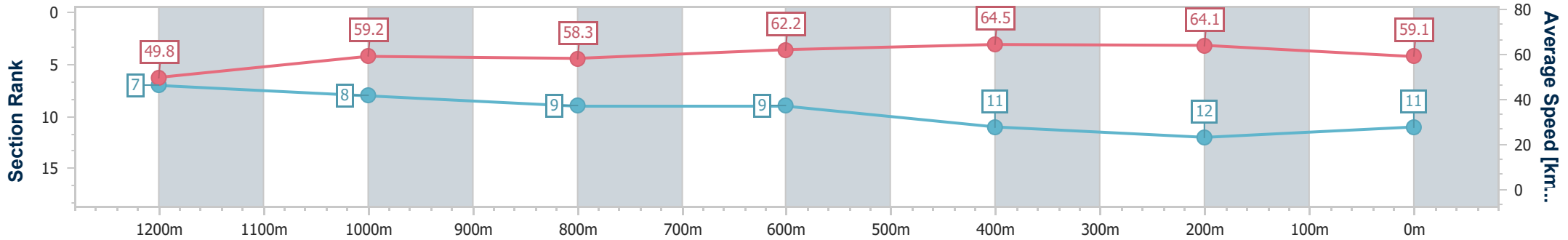
21 October 2023 - 15:22

Track Rating: Good 4, Weather: Fine, Rail Position: +3m Entire Course



BRISBANE RACING CLUB

Section	Overall	1200m	1000m	800m	600m	400m	200m
Section Times	1:25.43 [11] (0:14.48)	1:10.95 [7] (0:12.17)	0:58.78 [8] (0:12.47)	0:46.31 [9] (0:11.71)	0:34.60 [9] (0:11.20)	0:23.40 [11] (0:11.22)	0:12.18 [12] (0:12.18)
Average Speed [km/h]	49.8	59.2	58.3	62.2	64.5	64.1	59.1
Top Speed [km/h]	61.1	60.8	58.9	64.6	66.5	65.2	62.3
Avg. Dist. to Rail [m]	2.5	3.0	2.5	1.8	1.0	2.6	5.9
Avg. Stride Freq. [Hz]	2.1	2.2	2.2	2.2	2.3	2.3	2.2
Avg. Stride Length [m]	6.7	7.6	7.6	7.9	7.9	7.8	7.4



- [] Ranking at each section and finish
- .-.- No data available at this section
- NA No data available



Horse/Jockey Name	Rock Together
Final Rank	12
Fastest Section Time (Section)	0:11.15 (600m)
Top Speed [km/h] (Section)	66.2 (600m)
Race State	Finished



Eagle Farm QLD Professional

Race 7: THIS IS CROSER BENCHMARK 68 Handicap - 1400m

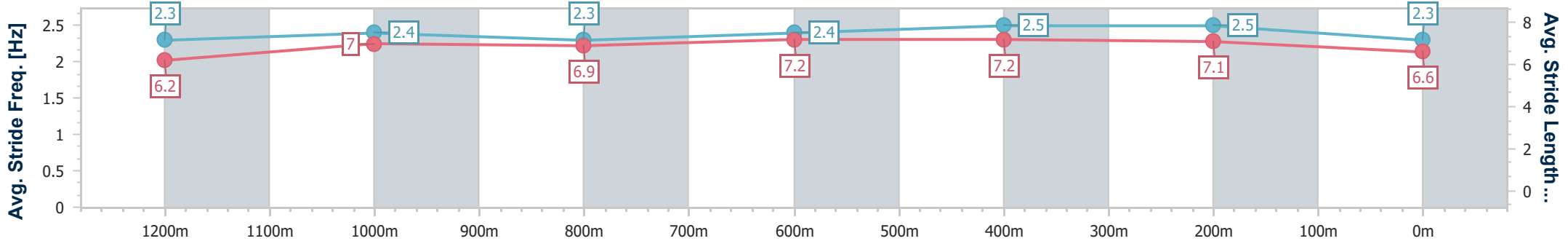
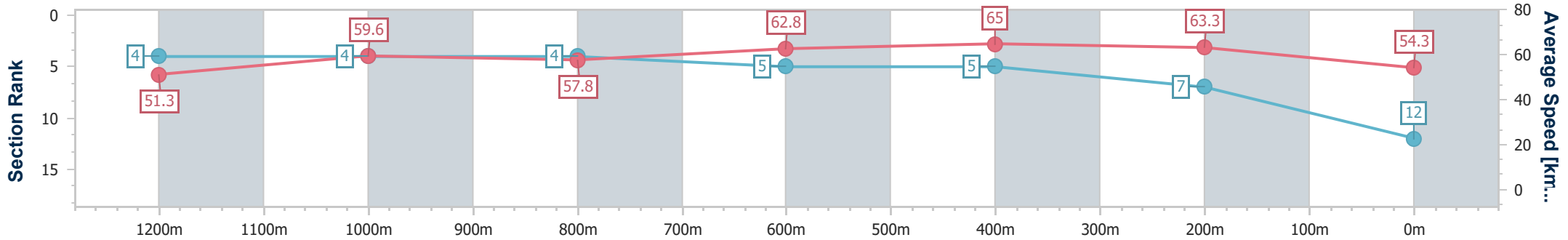
21 October 2023 - 15:22

Track Rating: Good 4, Weather: Fine, Rail Position: +3m Entire Course



BRISBANE RACING CLUB

Section	Overall	1200m	1000m	800m	600m	400m	200m
Section Times	1:26.09 [12] (0:14.07)	1:12.02 [4] (0:12.12)	0:59.90 [4] (0:12.57)	0:47.33 [4] (0:11.58)	0:35.75 [5] (0:11.15)	0:24.60 [5] (0:11.36)	0:13.24 [7] (0:13.24)
Average Speed [km/h]	51.3	59.6	57.8	62.8	65.0	63.3	54.3
Top Speed [km/h]	62.7	62.2	59.5	65.2	66.2	66.1	59.9
Avg. Dist. to Rail [m]	4.4	3.5	2.5	1.7	1.0	2.9	4.8
Avg. Stride Freq. [Hz]	2.3	2.4	2.3	2.4	2.5	2.5	2.3
Avg. Stride Length [m]	6.2	7.0	6.9	7.2	7.2	7.1	6.6



- [] Ranking at each section and finish
- .-.- No data available at this section
- NA No data available