

Track Rating: Good 4, Weather: Fine, Rail Position: +10m Entire

Section		Field Times												
		Overall	2000m	1800m	1600m	1400m	1200m	1000m	Last 600m					
		2:21.84 (0:15.43)	2:06.41 (0:12.27)	1:54.14 (0:13.39)	1:40.75 (0:13.79)	1:26.96 (0:13.70)	1:13.26 (0:13.75)	0:59.51 (0:12.81)	0:34.46					
Rank	TAB	Horse/Jockey	Barrier	Top Speed [km/h]	Fastest Section								Distance Travelled [m]	
1	3	ANOTHER DAZZLER Micheal Hellyer	3	63.9 600m	0:11.35 600m	2:21.84 [1] (0:15.64)	2:06.20 [3] (0:12.33)	1:53.87 [3] (0:13.42)	1:40.45 [3] (0:13.76)	1:26.69 [3] (0:13.66)	1:13.03 [3] (0:13.73)	0:59.30 [3] (0:12.83)	0:34.27	
2	1	SPACE JOURNEY Jag Guthmann-Chester	2	64.6 400m	0:11.35 600m	2:21.94 [2] (0:15.43)	2:06.51 [1] (0:12.27)	1:54.24 [1] (0:13.39)	1:40.85 [1] (0:13.79)	1:27.06 [1] (0:13.70)	1:13.36 [1] (0:13.75)	0:59.61 [1] (0:12.81)	0:34.56	+0
3	4	LA VITTORIA Cejay Graham	8	64.1 600m	0:11.37 600m	2:22.29 [3] (0:15.61)	2:06.68 [2] (0:12.30)	1:54.38 [2] (0:13.34)	1:41.04 [2] (0:13.75)	1:27.29 [2] (0:13.69)	1:13.60 [2] (0:13.75)	0:59.85 [2] (0:12.77)	0:34.90	+5
4	5	LICENCE TO THRILL Georgina Cartwright	6	64.4 600m	0:11.33 600m	2:22.63 [4] (0:15.87)	2:06.76 [4] (0:12.16)	1:54.60 [4] (0:13.48)	1:41.12 [4] (0:13.81)	1:27.31 [4] (0:13.61)	1:13.70 [4] (0:13.77)	0:59.93 [4] (0:12.74)	0:35.23	+7
5	9	TROUBLESHOOT Nozi Tomizawa	4	63.7 600m	0:11.49 600m	2:22.77 [5] (0:16.12)	2:06.65 [6] (0:12.11)	1:54.54 [5] (0:13.58)	1:40.96 [6] (0:13.79)	1:27.17 [6] (0:13.58)	1:13.59 [6] (0:13.84)	0:59.75 [6] (0:12.62)	0:35.10	+8
6	8	ROYAL GEORGE Melea Castle	5	63.5 600m	0:11.52 600m	2:22.82 [6] (0:16.53)	2:06.29 [9] (0:12.49)	1:53.80 [9] (0:13.50)	1:40.30 [9] (0:13.73)	1:26.57 [9] (0:13.48)	1:13.09 [9] (0:13.68)	0:59.41 [9] (0:12.55)	0:34.71	+9
7	2	CASSIE'S GIRL Luke Tarrant	7	63.0 600m	0:11.48 600m	2:22.89 [7] (0:16.21)	2:06.68 [7] (0:12.40)	1:54.28 [7] (0:13.43)	1:40.85 [7] (0:13.81)	1:27.04 [7] (0:13.58)	1:13.46 [7] (0:13.79)	0:59.67 [7] (0:12.65)	0:34.80	+2
8	6	LOVE LOCH Wanderson D'Avila	1	63.0 600m	0:11.48 600m	2:22.91 [8] (0:16.04)	2:06.87 [5] (0:12.34)	1:54.53 [6] (0:13.28)	1:41.25 [5] (0:13.76)	1:27.49 [5] (0:13.56)	1:13.93 [5] (0:13.80)	1:00.13 [5] (0:12.79)	0:35.07	-4
9	7	RED VEGAS Samantha Collett	9	63.1 600m	0:11.54 600m	2:23.08 [9] (0:16.40)	2:06.68 [8] (0:12.25)	1:54.43 [8] (0:13.55)	1:40.88 [8] (0:13.81)	1:27.07 [8] (0:13.55)	1:13.52 [8] (0:13.73)	0:59.79 [8] (0:12.57)	0:35.14	+10

Track Rating: Good 4, Weather: Fine, Rail Position: +10m Entire

Section						800m	600m	400m	200m	Last 600m	
Field Times						0:46.70 (0:12.24)	0:34.46 (0:11.35)	0:23.11 (0:11.47)	0:11.64 (0:11.64)	0:34.46	
Rank	TAB	Horse/Jockey	Barrier	Top Speed [km/h]	Fastest Section					Margin	Distance Travelled [m]
1	3	ANOTHER DAZZLER Micheal Hellyer	3	63.9 600m	0:11.35 600m	0:46.47 [3] (0:12.20)	0:34.27 [4] (0:11.35)	0:22.92 [4] (0:11.38)	0:11.54 [2] (0:11.54)	2:21.84	0:34.27
2	1	SPACE JOURNEY Jag Guthmann-Chester	2	64.6 400m	0:11.35 600m	0:46.80 [1] (0:12.24)	0:34.56 [1] (0:11.35)	0:23.21 [2] (0:11.47)	0:11.74 [1] (0:11.74)	0.5L	0:34.56 +0
3	4	LA VITTORIA Cejay Graham	8	64.1 600m	0:11.37 600m	0:47.08 [2] (0:12.18)	0:34.90 [2] (0:11.37)	0:23.53 [3] (0:11.55)	0:11.98 [3] (0:11.98)	2.5L	0:34.90 +5
4	5	LICENCE TO THRILL Georgina Cartwright	6	64.4 600m	0:11.33 600m	0:47.19 [4] (0:11.96)	0:35.23 [3] (0:11.33)	0:23.90 [1] (0:11.60)	0:12.30 [4] (0:12.30)	4.3L	0:35.23 +7
5	9	TROUBLESHOOT Nozi Tomizawa	4	63.7 600m	0:11.49 600m	0:47.13 [6] (0:12.03)	0:35.10 [5] (0:11.49)	0:23.61 [5] (0:11.66)	0:11.95 [5] (0:11.95)	5.1L	0:35.10 +8
6	8	ROYAL GEORGE Melea Castle	5	63.5 600m	0:11.52 600m	0:46.86 [9] (0:12.15)	0:34.71 [9] (0:11.52)	0:23.19 [9] (0:11.57)	0:11.62 [9] (0:11.62)	5.3L	0:34.71 +9
7	2	CASSIE'S GIRL Luke Tarrant	7	63.0 600m	0:11.48 600m	0:47.02 [8] (0:12.22)	0:34.80 [8] (0:11.48)	0:23.32 [8] (0:11.62)	0:11.70 [8] (0:11.70)	5.6L	0:34.80 +2
8	6	LOVE LOCH Wanderson D'Avila	1	63.0 600m	0:11.48 600m	0:47.34 [5] (0:12.27)	0:35.07 [6] (0:11.48)	0:23.59 [6] (0:11.58)	0:12.01 [6] (0:12.01)	5.7L	0:35.07 -4
9	7	RED VEGAS Samantha Collett	9	63.1 600m	0:11.54 600m	0:47.22 [7] (0:12.08)	0:35.14 [7] (0:11.54)	0:23.60 [7] (0:11.63)	0:11.97 [7] (0:11.97)	6.5L	0:35.14 +10



Horse/Jockey Name	Another Dazzler
Final Rank	1
Fastest Section Time (Section)	0:11.35 (600m)
Top Speed [km/h] (Section)	63.9 (600m)
Race State	Finished



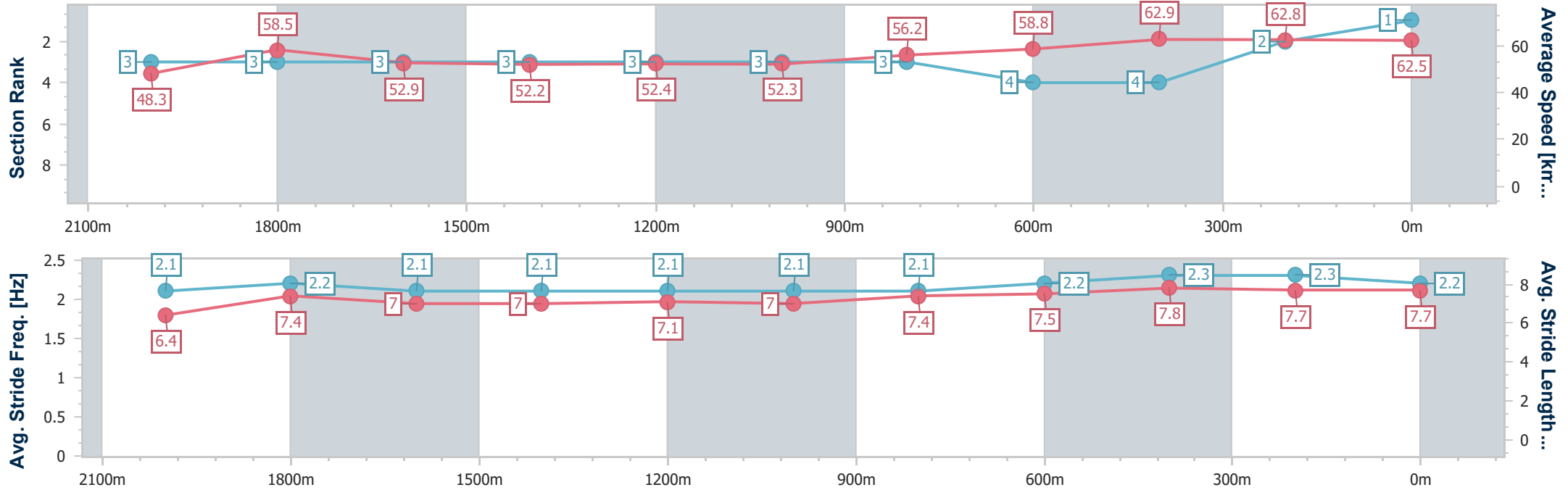
Ipswich QLD Professional
 Race 1: FOLLOW @IPSWICHTURFCLUB Maiden Handicap - 2210m



26 October 2023 - 13:10

Track Rating: Good 4, Weather: Fine, Rail Position: +10m Entire

Section	Overall	2000m	1800m	1600m	1400m	1200m	1000m	800m	600m	400m	200m
Section Times	2:21.84 [1] (0:15.64)	2:06.20 [3] (0:12.33)	1:53.87 [3] (0:13.42)	1:40.45 [3] (0:13.76)	1:26.69 [3] (0:13.66)	1:13.03 [3] (0:13.73)	0:59.30 [3] (0:12.83)	0:46.47 [3] (0:12.20)	0:34.27 [4] (0:11.35)	0:22.92 [4] (0:11.38)	0:11.54 [2] (0:11.54)
Average Speed [km/h]	48.3	58.5	52.9	52.2	52.4	52.3	56.2	58.8	62.9	62.8	62.5
Top Speed [km/h]	60.1	59.7	56.3	53.0	52.9	53.0	58.1	61.5	63.9	63.3	63.2
Avg. Dist. to Rail [m]	1.5	1.4	1.6	1.8	1.5	0.8	0.4	1.0	1.5	1.6	0.5
Avg. Stride Freq. [Hz]	2.1	2.2	2.1	2.1	2.1	2.1	2.1	2.2	2.3	2.3	2.2
Avg. Stride Length [m]	6.4	7.4	7.0	7.0	7.1	7.0	7.4	7.5	7.8	7.7	7.7



- [] Ranking at each section and finish
- .-.- No data available at this section
- NA No data available



Horse/Jockey Name	Space Journey
Final Rank	2
Fastest Section Time (Section)	0:11.35 (600m)
Top Speed [km/h] (Section)	64.6 (400m)
Race State	Finished



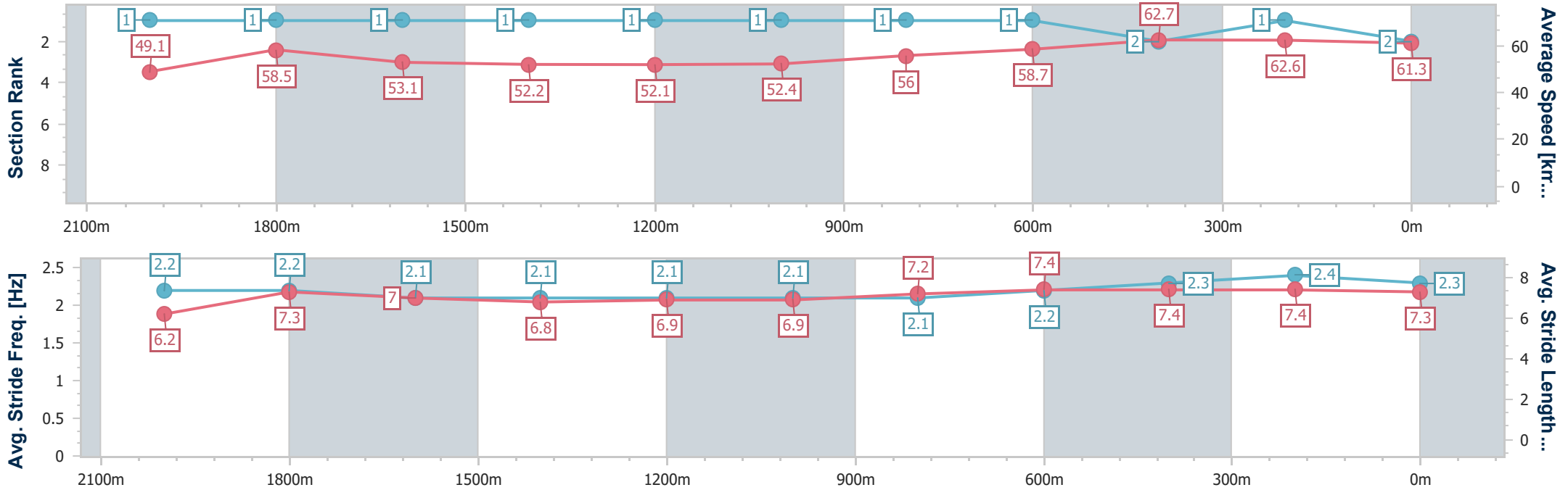
Ipswich QLD Professional
 Race 1: FOLLOW @IPSWICHTURFCLUB Maiden Handicap - 2210m



26 October 2023 - 13:10

Track Rating: Good 4, Weather: Fine, Rail Position: +10m Entire

Section	Overall	2000m	1800m	1600m	1400m	1200m	1000m	800m	600m	400m	200m
Section Times	2:21.94 [2] (0:15.43)	2:06.51 [1] (0:12.27)	1:54.24 [1] (0:13.39)	1:40.85 [1] (0:13.79)	1:27.06 [1] (0:13.70)	1:13.36 [1] (0:13.75)	0:59.61 [1] (0:12.81)	0:46.80 [1] (0:12.24)	0:34.56 [1] (0:11.35)	0:23.21 [2] (0:11.47)	0:11.74 [1] (0:11.74)
Average Speed [km/h]	49.1	58.5	53.1	52.2	52.1	52.4	56.0	58.7	62.7	62.6	61.3
Top Speed [km/h]	63.4	60.0	56.5	52.8	52.9	53.1	57.6	61.3	64.0	64.6	62.2
Avg. Dist. to Rail [m]	1.3	1.4	1.6	1.8	1.5	0.7	0.6	1.1	1.7	1.1	1.4
Avg. Stride Freq. [Hz]	2.2	2.2	2.1	2.1	2.1	2.1	2.1	2.2	2.3	2.4	2.3
Avg. Stride Length [m]	6.2	7.3	7.0	6.8	6.9	6.9	7.2	7.4	7.4	7.4	7.3



- [] Ranking at each section and finish
- .-.- No data available at this section
- NA No data available



Horse/Jockey Name	La Vittoria
Final Rank	3
Fastest Section Time (Section)	0:11.37 (600m)
Top Speed [km/h] (Section)	64.1 (600m)
Race State	Finished



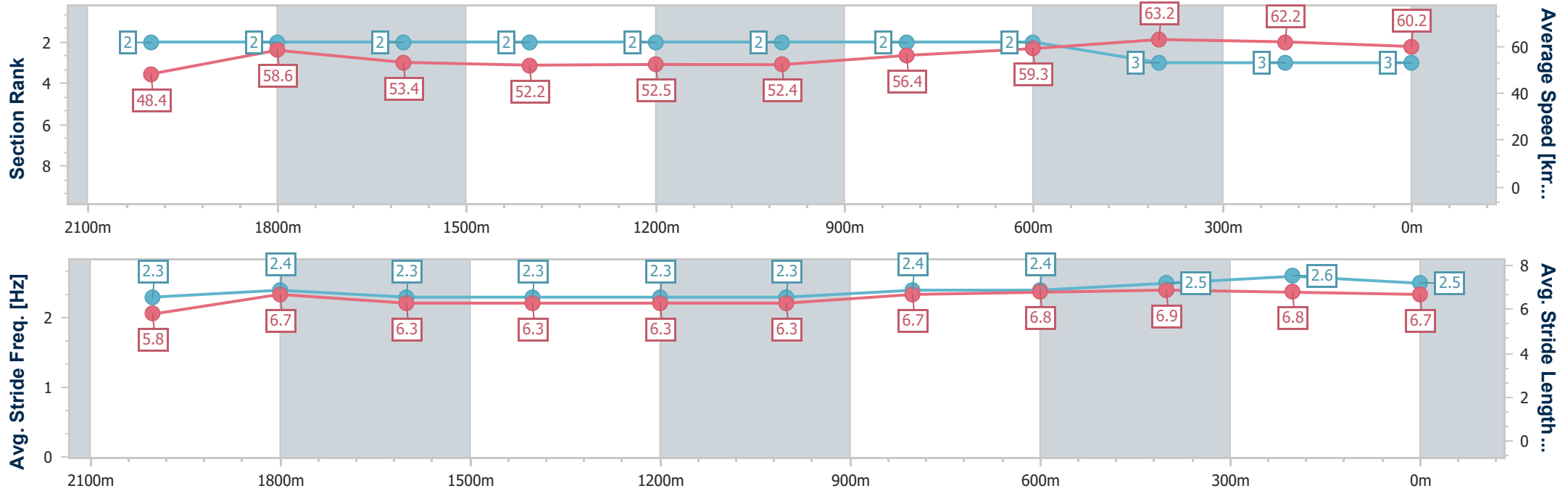
Ipswich QLD Professional
 Race 1: FOLLOW @IPSWICHTURFCLUB Maiden Handicap - 2210m



26 October 2023 - 13:10

Track Rating: Good 4, Weather: Fine, Rail Position: +10m Entire

Section	Overall	2000m	1800m	1600m	1400m	1200m	1000m	800m	600m	400m	200m
Section Times	2:22.29 [3] (0:15.61)	2:06.68 [2] (0:12.30)	1:54.38 [2] (0:13.34)	1:41.04 [2] (0:13.75)	1:27.29 [2] (0:13.69)	1:13.60 [2] (0:13.75)	0:59.85 [2] (0:12.77)	0:47.08 [2] (0:12.18)	0:34.90 [2] (0:11.37)	0:23.53 [3] (0:11.55)	0:11.98 [3] (0:11.98)
Average Speed [km/h]	48.4	58.6	53.4	52.2	52.5	52.4	56.4	59.3	63.2	62.2	60.2
Top Speed [km/h]	60.5	60.0	56.3	53.2	53.3	53.6	58.6	61.8	64.1	64.1	61.3
Avg. Dist. to Rail [m]	4.7	0.4	1.5	2.3	0.7	0.4	0.9	0.4	0.4	0.6	1.1
Avg. Stride Freq. [Hz]	2.3	2.4	2.3	2.3	2.3	2.3	2.4	2.4	2.5	2.6	2.5
Avg. Stride Length [m]	5.8	6.7	6.3	6.3	6.3	6.3	6.7	6.8	6.9	6.8	6.7



- [] Ranking at each section and finish
- .-.- No data available at this section
- NA No data available



Horse/Jockey Name	Licence To Thrill
Final Rank	4
Fastest Section Time (Section)	0:11.33 (600m)
Top Speed [km/h] (Section)	64.4 (600m)
Race State	Finished



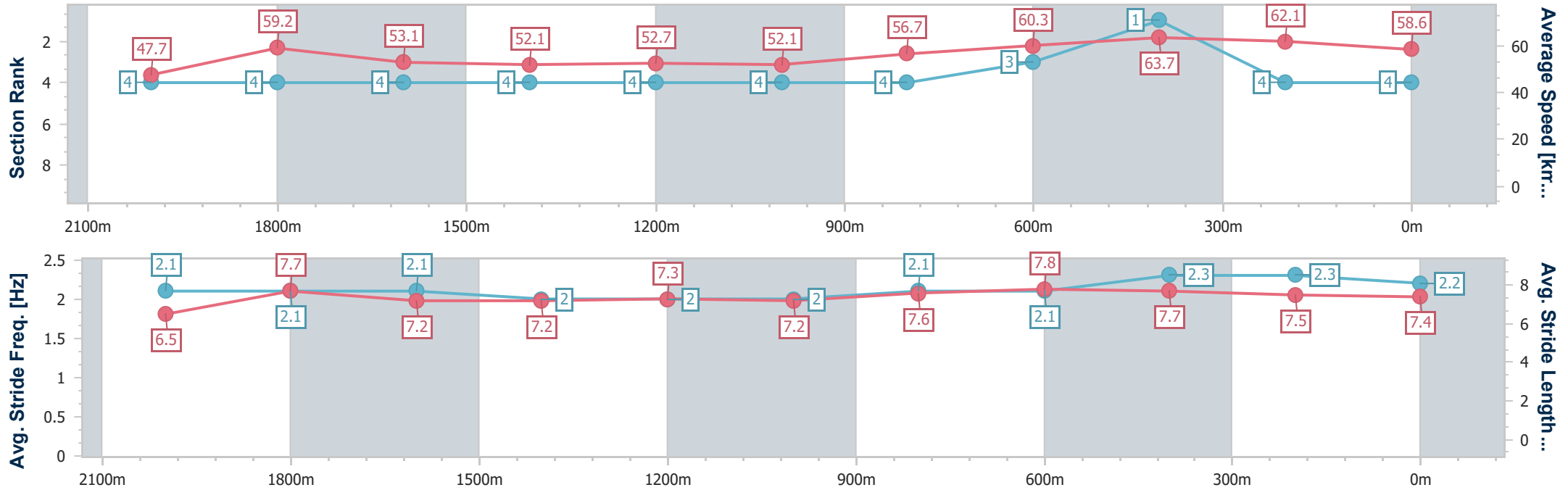
Ipswich QLD Professional
 Race 1: FOLLOW @IPSWICHTURFCLUB Maiden Handicap - 2210m



26 October 2023 - 13:10

Track Rating: Good 4, Weather: Fine, Rail Position: +10m Entire

Section	Overall	2000m	1800m	1600m	1400m	1200m	1000m	800m	600m	400m	200m
Section Times	2:22.63 [4] (0:15.87)	2:06.76 [4] (0:12.16)	1:54.60 [4] (0:13.48)	1:41.12 [4] (0:13.81)	1:27.31 [4] (0:13.61)	1:13.70 [4] (0:13.77)	0:59.93 [4] (0:12.74)	0:47.19 [4] (0:11.96)	0:35.23 [3] (0:11.33)	0:23.90 [1] (0:11.60)	0:12.30 [4] (0:12.30)
Average Speed [km/h]	47.7	59.2	53.1	52.1	52.7	52.1	56.7	60.3	63.7	62.1	58.6
Top Speed [km/h]	60.2	61.1	56.0	52.7	53.6	53.3	58.6	62.2	64.4	63.8	60.9
Avg. Dist. to Rail [m]	3.0	0.2	0.5	0.8	0.6	0.4	0.5	0.5	0.4	0.4	1.8
Avg. Stride Freq. [Hz]	2.1	2.1	2.1	2.0	2.0	2.0	2.1	2.1	2.3	2.3	2.2
Avg. Stride Length [m]	6.5	7.7	7.2	7.2	7.3	7.2	7.6	7.8	7.7	7.5	7.4



- [] Ranking at each section and finish
- .-.- No data available at this section
- NA No data available



Horse/Jockey Name	Troubleshoot
Final Rank	5
Fastest Section Time (Section)	0:11.49 (600m)
Top Speed [km/h] (Section)	63.7 (600m)
Race State	Finished



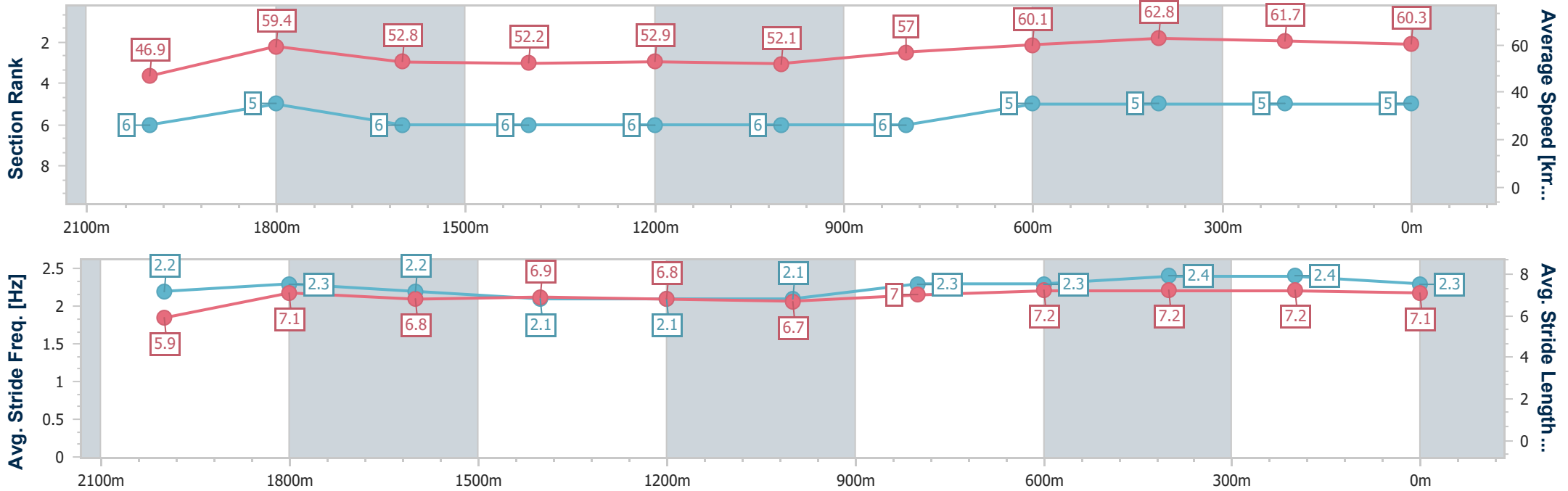
Ipswich QLD Professional
 Race 1: FOLLOW @IPSWICHTURFCLUB Maiden Handicap - 2210m



26 October 2023 - 13:10

Track Rating: Good 4, Weather: Fine, Rail Position: +10m Entire

Section	Overall	2000m	1800m	1600m	1400m	1200m	1000m	800m	600m	400m	200m
Section Times	2:22.77 [5] (0:16.12)	2:06.65 [6] (0:12.11)	1:54.54 [5] (0:13.58)	1:40.96 [6] (0:13.79)	1:27.17 [6] (0:13.58)	1:13.59 [6] (0:13.84)	0:59.75 [6] (0:12.62)	0:47.13 [6] (0:12.03)	0:35.10 [5] (0:11.49)	0:23.61 [5] (0:11.66)	0:11.95 [5] (0:11.95)
Average Speed [km/h]	46.9	59.4	52.8	52.2	52.9	52.1	57.0	60.1	62.8	61.7	60.3
Top Speed [km/h]	60.2	62.2	56.7	52.8	53.4	53.1	58.8	61.7	63.7	62.2	62.1
Avg. Dist. to Rail [m]	1.6	0.6	0.4	0.7	0.7	0.4	0.8	0.6	0.6	0.5	2.0
Avg. Stride Freq. [Hz]	2.2	2.3	2.2	2.1	2.1	2.1	2.3	2.3	2.4	2.4	2.3
Avg. Stride Length [m]	5.9	7.1	6.8	6.9	6.8	6.7	7.0	7.2	7.2	7.2	7.1



- [] Ranking at each section and finish
- .-.- No data available at this section
- NA No data available



Horse/Jockey Name	Royal George
Final Rank	6
Fastest Section Time (Section)	0:11.52 (600m)
Top Speed [km/h] (Section)	63.5 (600m)
Race State	Finished



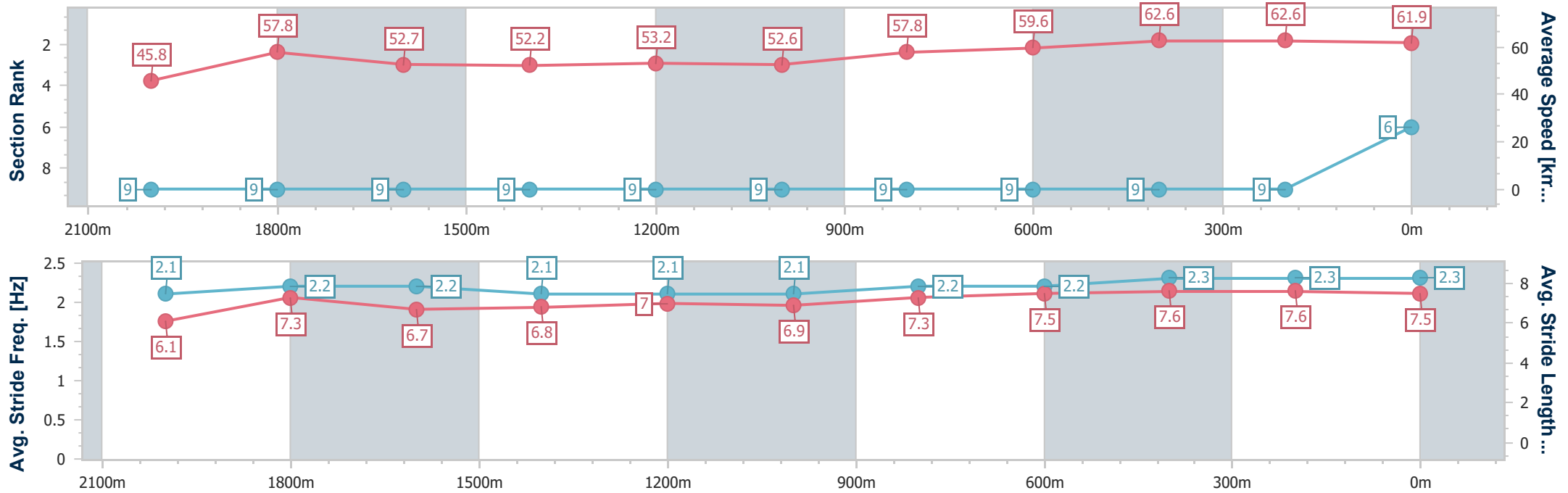
Ipswich QLD Professional
 Race 1: FOLLOW @IPSWICHTURFCLUB Maiden Handicap - 2210m



26 October 2023 - 13:10

Track Rating: Good 4, Weather: Fine, Rail Position: +10m Entire

Section	Overall	2000m	1800m	1600m	1400m	1200m	1000m	800m	600m	400m	200m
Section Times	2:22.82 [6] (0:16.53)	2:06.29 [9] (0:12.49)	1:53.80 [9] (0:13.50)	1:40.30 [9] (0:13.73)	1:26.57 [9] (0:13.48)	1:13.09 [9] (0:13.68)	0:59.41 [9] (0:12.55)	0:46.86 [9] (0:12.15)	0:34.71 [9] (0:11.52)	0:23.19 [9] (0:11.57)	0:11.62 [9] (0:11.62)
Average Speed [km/h]	45.8	57.8	52.7	52.2	53.2	52.6	57.8	59.6	62.6	62.6	61.9
Top Speed [km/h]	58.9	61.4	62.3	53.0	54.1	55.0	59.3	61.5	63.5	63.3	63.4
Avg. Dist. to Rail [m]	2.6	1.2	1.2	1.3	1.5	1.1	2.3	1.6	1.0	3.0	5.1
Avg. Stride Freq. [Hz]	2.1	2.2	2.2	2.1	2.1	2.1	2.2	2.2	2.3	2.3	2.3
Avg. Stride Length [m]	6.1	7.3	6.7	6.8	7.0	6.9	7.3	7.5	7.6	7.6	7.5



- [] Ranking at each section and finish
- .-.- No data available at this section
- NA No data available



Horse/Jockey Name	Cassie's Girl
Final Rank	7
Fastest Section Time (Section)	0:11.48 (600m)
Top Speed [km/h] (Section)	63.0 (600m)
Race State	Finished



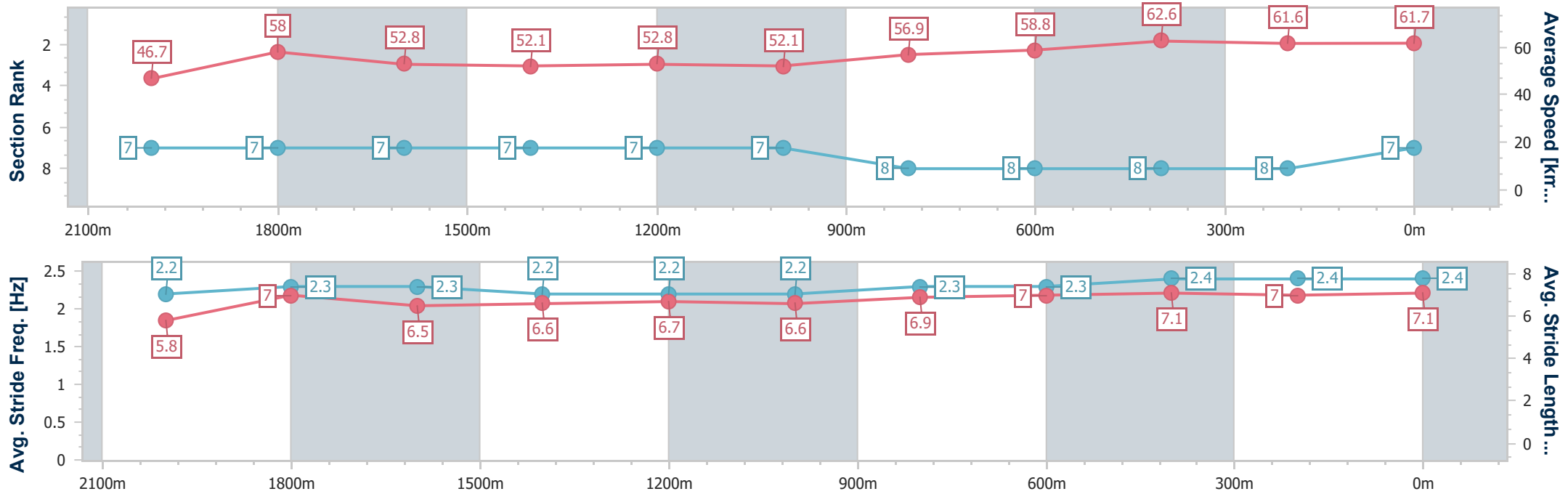
Ipswich QLD Professional
 Race 1: FOLLOW @IPSWICHTURFCLUB Maiden Handicap - 2210m



26 October 2023 - 13:10

Track Rating: Good 4, Weather: Fine, Rail Position: +10m Entire

Section	Overall	2000m	1800m	1600m	1400m	1200m	1000m	800m	600m	400m	200m
Section Times	2:22.89 [7] (0:16.21)	2:06.68 [7] (0:12.40)	1:54.28 [7] (0:13.43)	1:40.85 [7] (0:13.81)	1:27.04 [7] (0:13.58)	1:13.46 [7] (0:13.79)	0:59.67 [7] (0:12.65)	0:47.02 [8] (0:12.22)	0:34.80 [8] (0:11.48)	0:23.32 [8] (0:11.62)	0:11.70 [8] (0:11.70)
Average Speed [km/h]	46.7	58.0	52.8	52.1	52.8	52.1	56.9	58.8	62.6	61.6	61.7
Top Speed [km/h]	60.3	58.6	57.0	52.8	53.5	53.3	59.0	61.0	63.0	62.5	62.7
Avg. Dist. to Rail [m]	2.4	1.3	2.1	1.7	1.4	0.6	0.2	0.3	0.7	0.9	1.2
Avg. Stride Freq. [Hz]	2.2	2.3	2.3	2.2	2.2	2.2	2.3	2.3	2.4	2.4	2.4
Avg. Stride Length [m]	5.8	7.0	6.5	6.6	6.7	6.6	6.9	7.0	7.1	7.0	7.1



- [] Ranking at each section and finish
- .-.- No data available at this section
- NA No data available



Horse/Jockey Name	Love Loch
Final Rank	8
Fastest Section Time (Section)	0:11.48 (600m)
Top Speed [km/h] (Section)	63.0 (600m)
Race State	Finished



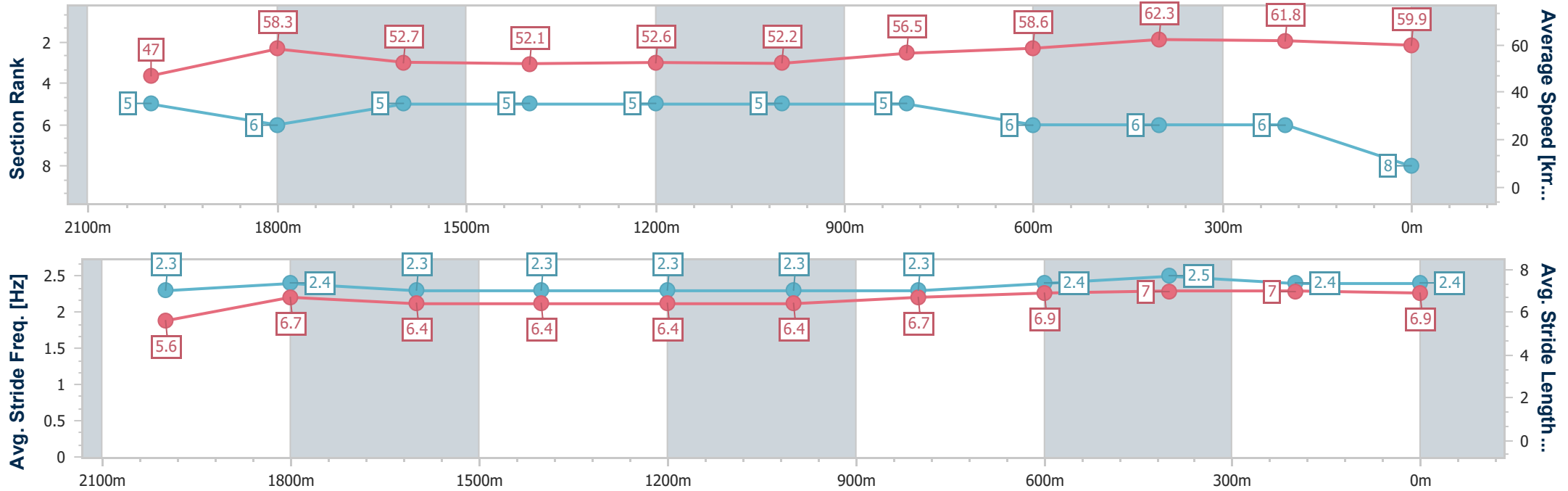
Ipswich QLD Professional
 Race 1: FOLLOW @IPSWICHTURFCLUB Maiden Handicap - 2210m



26 October 2023 - 13:10

Track Rating: Good 4, Weather: Fine, Rail Position: +10m Entire

Section	Overall	2000m	1800m	1600m	1400m	1200m	1000m	800m	600m	400m	200m
Section Times	2:22.91 [8] (0:16.04)	2:06.87 [5] (0:12.34)	1:54.53 [6] (0:13.28)	1:41.25 [5] (0:13.76)	1:27.49 [5] (0:13.56)	1:13.93 [5] (0:13.80)	1:00.13 [5] (0:12.79)	0:47.34 [5] (0:12.27)	0:35.07 [6] (0:11.48)	0:23.59 [6] (0:11.58)	0:12.01 [6] (0:12.01)
Average Speed [km/h]	47.0	58.3	52.7	52.1	52.6	52.2	56.5	58.6	62.3	61.8	59.9
Top Speed [km/h]	59.4	59.3	54.4	52.7	53.6	53.1	58.7	60.8	63.0	62.3	62.1
Avg. Dist. to Rail [m]	2.4	2.3	3.9	4.2	2.9	1.1	1.4	0.5	1.4	2.1	1.3
Avg. Stride Freq. [Hz]	2.3	2.4	2.3	2.3	2.3	2.3	2.3	2.4	2.5	2.4	2.4
Avg. Stride Length [m]	5.6	6.7	6.4	6.4	6.4	6.4	6.7	6.9	7.0	7.0	6.9



- [] Ranking at each section and finish
- .-.- No data available at this section
- NA No data available



Horse/Jockey Name	Red Vegas
Final Rank	9
Fastest Section Time (Section)	0:11.54 (600m)
Top Speed [km/h] (Section)	63.1 (600m)
Race State	Finished



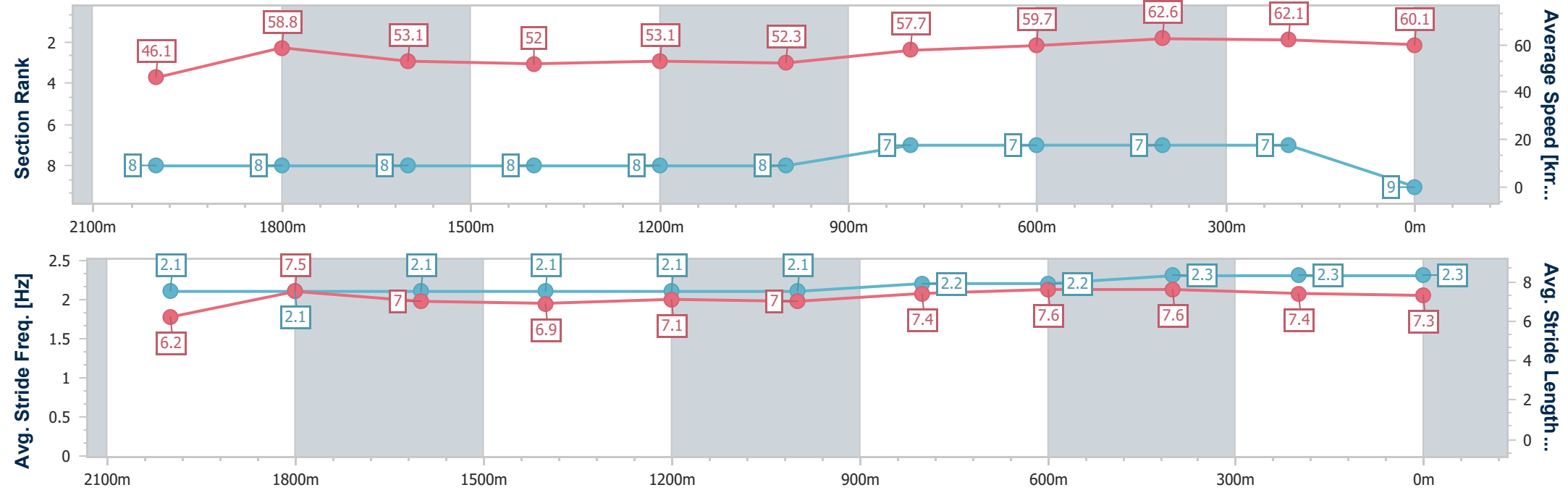
Ipswich QLD Professional
 Race 1: FOLLOW @IPSWICHTURFCLUB Maiden Handicap - 2210m



26 October 2023 - 13:10

Track Rating: Good 4, Weather: Fine, Rail Position: +10m Entire

Section	Overall	2000m	1800m	1600m	1400m	1200m	1000m	800m	600m	400m	200m
Section Times	2:23.08 [9] (0:16.40)	2:06.68 [8] (0:12.25)	1:54.43 [8] (0:13.55)	1:40.88 [8] (0:13.81)	1:27.07 [8] (0:13.55)	1:13.52 [8] (0:13.73)	0:59.79 [8] (0:12.57)	0:47.22 [7] (0:12.08)	0:35.14 [7] (0:11.54)	0:23.60 [7] (0:11.63)	0:11.97 [7] (0:11.97)
Average Speed [km/h]	46.1	58.8	53.1	52.0	53.1	52.3	57.7	59.7	62.6	62.1	60.1
Top Speed [km/h]	59.7	62.6	58.6	53.2	53.6	53.9	59.0	61.8	63.1	62.8	61.9
Avg. Dist. to Rail [m]	5.8	0.6	0.4	0.6	0.4	0.4	1.5	1.1	0.7	1.0	2.5
Avg. Stride Freq. [Hz]	2.1	2.1	2.1	2.1	2.1	2.1	2.2	2.2	2.3	2.3	2.3
Avg. Stride Length [m]	6.2	7.5	7.0	6.9	7.1	7.0	7.4	7.6	7.6	7.4	7.3



- [] Ranking at each section and finish
- .-.- No data available at this section
- NA No data available