



Toowoomba QLD Professional

Race 2: MARK ALGATE PAINTING BENCHMARK 72 Handicap - 1625m

28 October 2023 - 18:11



Track Rating: Good 4, Weather: Fine, Rail Position: +5m Entire

Section													Overall	1400m	1200m	1000m	800m	600m	400m	Last 600m
Field Times													1:39.18 (0:15.50)	1:23.68 (0:11.15)	1:12.53 (0:11.05)	1:01.48 (0:11.88)	0:49.60 (0:12.14)	0:37.46 (0:11.98)	0:25.48 (0:12.44)	0:37.46
Rank	TAB	Horse/Jockey	Barrier	Top Speed [km/h]	Fastest Section								Distance Travelled [m]							
1	7	HE'S HEAVEN Kirk Matheson	8	69.3	0:10.97	1:39.18 [1] (0:15.80)	1:23.38 [3] (0:10.97)	1:12.41 [2] (0:11.02)	1:01.39 [2] (0:11.93)	0:49.46 [2] (0:12.21)	0:37.25 [2] (0:11.96)	0:25.29 [2] (0:12.38)	0:37.25							
2	1	OLYMPIC LEGEND Dan McGillivray	6	69.5	0:11.05	1:39.41 [2] (0:15.50)	1:23.91 [1] (0:11.15)	1:12.76 [1] (0:11.05)	1:01.71 [1] (0:11.88)	0:49.83 [1] (0:12.14)	0:37.69 [1] (0:11.98)	0:25.71 [1] (0:12.44)	0:37.69	-9						
3	5	FIRE KING Sariah Champkin	5	66.5	0:10.94	1:39.47 [3] (0:16.04)	1:23.43 [4] (0:10.94)	1:12.49 [5] (0:11.54)	1:00.95 [6] (0:11.82)	0:49.13 [5] (0:12.14)	0:36.99 [5] (0:11.97)	0:25.02 [5] (0:12.46)	0:36.99	-6						
4	6	COUNT THE COIN Nozi Tomizawa	3	69.1	0:11.01	1:39.55 [4] (0:16.08)	1:23.47 [6] (0:11.01)	1:12.46 [6] (0:11.40)	1:01.06 [5] (0:11.92)	0:49.14 [6] (0:12.13)	0:37.01 [6] (0:12.04)	0:24.97 [6] (0:12.14)	0:37.01	+1						
5	8	SEMAPHORE GIRL Georgina Cartwright	7	66.3	0:10.99	1:39.69 [5] (0:16.41)	1:23.28 [8] (0:10.99)	1:12.29 [8] (0:11.25)	1:01.04 [7] (0:11.84)	0:49.20 [7] (0:12.22)	0:36.98 [7] (0:12.15)	0:24.83 [7] (0:12.31)	0:36.98	-1						
6	3	MILITARY KINGS Montanna Savva	1	65.9	0:11.09	1:39.74 [6] (0:16.20)	1:23.54 [7] (0:11.09)	1:12.45 [7] (0:11.41)	1:01.04 [8] (0:12.10)	0:48.94 [8] (0:12.29)	0:36.65 [8] (0:12.21)	0:24.44 [8] (0:12.15)	0:36.65	-4						
7	2	VAN GOGH Les Tilley	9	68.2	0:11.27	1:40.19 [7] (0:15.65)	1:24.54 [2] (0:11.27)	1:13.27 [4] (0:11.41)	1:01.86 [4] (0:11.87)	0:49.99 [4] (0:12.19)	0:37.80 [4] (0:12.03)	0:25.77 [4] (0:12.54)	0:37.80	-3						
8	4	SOUTH PARADE Olivia Webb	10	69.1	0:10.73	1:41.51 [8] (0:16.05)	1:25.46 [5] (0:10.73)	1:14.73 [3] (0:11.31)	1:03.42 [3] (0:11.93)	0:51.49 [3] (0:12.24)	0:39.25 [3] (0:12.11)	0:27.14 [3] (0:12.94)	0:39.25	+0						

Scratched: Calm Seeker (#9), Epicurious (#11), Chasing Jackley (#10)

[] Ranking at each section and finish
 -:-:- No data available at this section
 NA No data available

SCN Saddle cloth number
 DNF Did not finish
 DNT Did not track



Toowoomba QLD Professional

Race 2: MARK ALGATE PAINTING BENCHMARK 72 Handicap - 1625m

28 October 2023 - 18:11



Track Rating: Good 4, Weather: Fine, Rail Position: +5m Entire

Section							200m			Last 600m
Field Times							0:13.04 (0:13.04)			0:37.46
Rank	TAB	Horse/Jockey	Barrier	Top Speed [km/h]	Fastest Section	Margin			Distance Travelled [m]	
1	7	HE'S HEAVEN Kirk Matheson	8	69.3 Overall	0:10.97 1400m	0:12.91 [2] (0:12.91)	1:39.18			0:37.25
2	1	OLYMPIC LEGEND Dan McGillivray	6	69.5 Overall	0:11.05 1200m	0:13.27 [1] (0:13.27)	1.3L			0:37.69 -9
3	5	FIRE KING Sariah Champkin	5	66.5 Overall	0:10.94 1400m	0:12.56 [4] (0:12.56)	1.6L			0:36.99 -6
4	6	COUNT THE COIN Nozi Tomizawa	3	69.1 1400m	0:11.01 1400m	0:12.83 [3] (0:12.83)	2L			0:37.01 +1
5	8	SEMAPHORE GIRL Georgina Cartwright	7	66.3 Overall	0:10.99 1400m	0:12.52 [6] (0:12.52)	2.8L			0:36.98 -1
6	3	MILITARY KINGS Montanna Savva	1	65.9 1400m	0:11.09 1400m	0:12.29 [8] (0:12.29)	3L			0:36.65 -4
7	2	VAN GOGH Les Tilley	9	68.2 Overall	0:11.27 1400m	0:13.23 [5] (0:13.23)	5.5L			0:37.80 -3
8	4	SOUTH PARADE Olivia Webb	10	69.1 1400m	0:10.73 1400m	0:14.20 [7] (0:14.20)	13.3L			0:39.25 +0

Scratched: Calm Seeker (#9), Epicurious (#11), Chasing Jackley (#10)

[] Ranking at each section and finish
 -:-:- No data available at this section
 NA No data available

SCN Saddle cloth number
 DNF Did not finish
 DNT Did not track



Horse/Jockey Name	He's Heaven
Final Rank	1
Fastest Section Time (Section)	0:10.97 (1400m)
Top Speed [km/h] (Section)	69.3 (Overall)
Race State	Finished



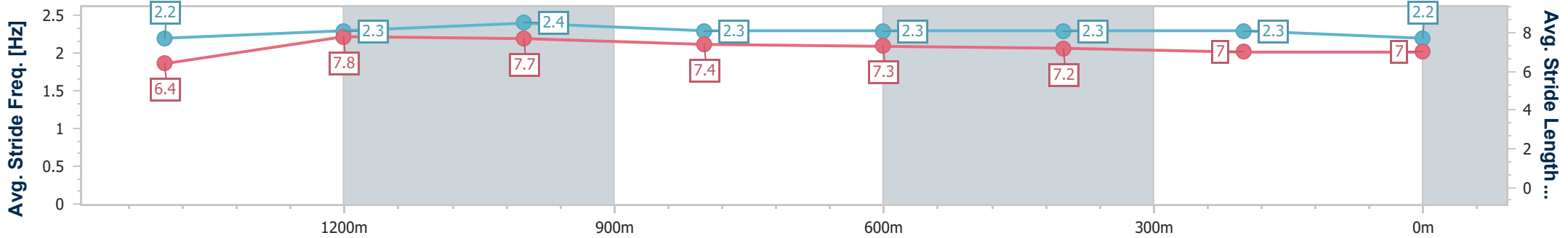
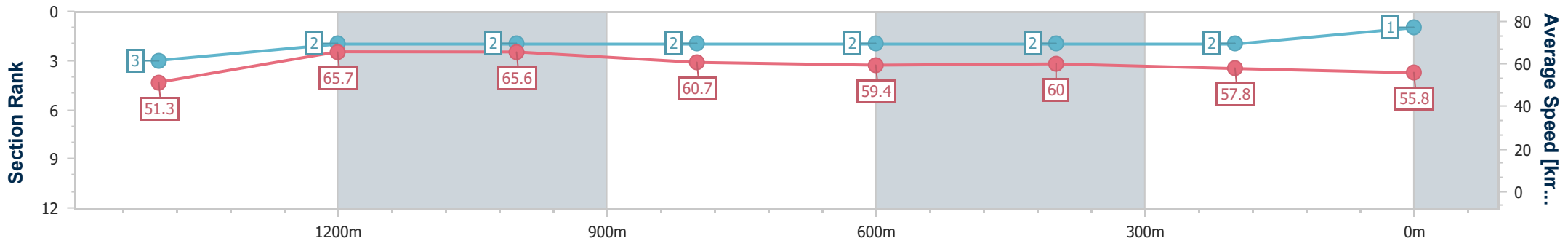
Toowoomba QLD Professional
Race 2: MARK ALGATE PAINTING BENCHMARK 72 Handicap - 1625m



28 October 2023 - 18:11

Track Rating: Good 4, Weather: Fine, Rail Position: +5m Entire

Section	Overall	1400m	1200m	1000m	800m	600m	400m	200m						
Section Times	1:39.18 [1] (0:15.80)	1:23.38 [3] (0:10.97)	1:12.41 [2] (0:11.02)	1:01.39 [2] (0:11.93)	0:49.46 [2] (0:12.21)	0:37.25 [2] (0:11.96)	0:25.29 [2] (0:12.38)	0:12.91 [2] (0:12.91)						
Average Speed [km/h]	51.3	65.7	65.6	60.7	59.4	60.0	57.8	55.8						
Top Speed [km/h]	69.3	68.5	67.9	63.3	60.5	60.6	58.8	57.2						
Avg. Dist. to Rail [m]	3.7	1.0	2.3	1.9	1.4	0.8	0.9	1.4						
Avg. Stride Freq. [Hz]	2.2	2.3	2.4	2.3	2.3	2.3	2.3	2.2						
Avg. Stride Length [m]	6.4	7.8	7.7	7.4	7.3	7.2	7.0	7.0						



- [] Ranking at each section and finish
- .-.- No data available at this section
- NA No data available



Horse/Jockey Name	Olympic Legend
Final Rank	2
Fastest Section Time (Section)	0:11.05 (1200m)
Top Speed [km/h] (Section)	69.5 (Overall)
Race State	Finished



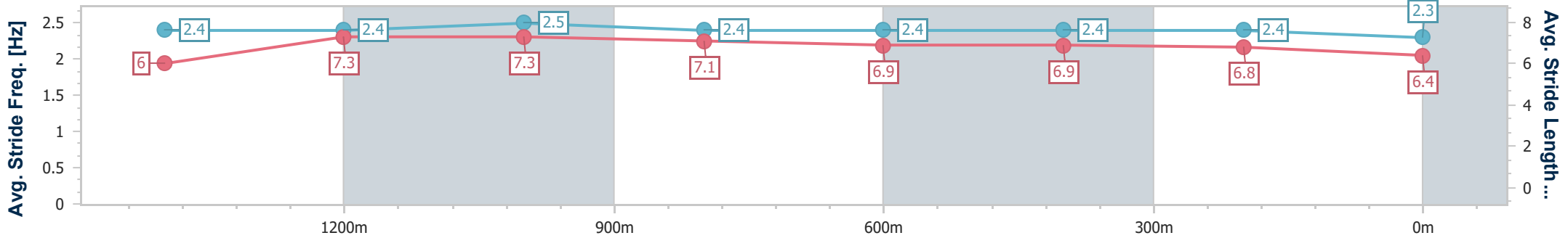
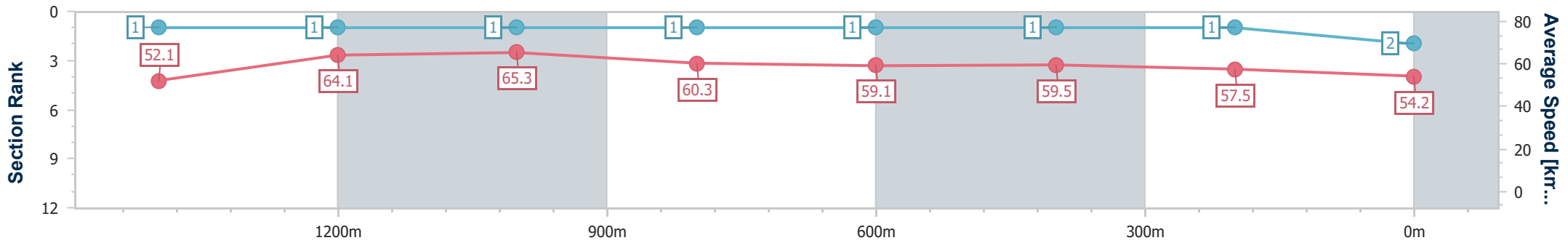
Toowoomba QLD Professional
Race 2: MARK ALGATE PAINTING BENCHMARK 72 Handicap - 1625m



28 October 2023 - 18:11

Track Rating: Good 4, Weather: Fine, Rail Position: +5m Entire

Section	Overall	1400m	1200m	1000m	800m	600m	400m	200m					
Section Times	1:39.41 [2] (0:15.50)	1:23.91 [1] (0:11.15)	1:12.76 [1] (0:11.05)	1:01.71 [1] (0:11.88)	0:49.83 [1] (0:12.14)	0:37.69 [1] (0:11.98)	0:25.71 [1] (0:12.44)	0:13.27 [1] (0:13.27)					
Average Speed [km/h]	52.1	64.1	65.3	60.3	59.1	59.5	57.5	54.2					
Top Speed [km/h]	69.5	69.1	66.7	64.4	61.5	61.5	58.6	56.8					
Avg. Dist. to Rail [m]	3.8	1.2	0.4	0.9	0.6	1.9	1.8	0.4					
Avg. Stride Freq. [Hz]	2.4	2.4	2.5	2.4	2.4	2.4	2.4	2.3					
Avg. Stride Length [m]	6.0	7.3	7.3	7.1	6.9	6.9	6.8	6.4					



- [] Ranking at each section and finish
- .-.- No data available at this section
- NA No data available



Horse/Jockey Name	Fire King
Final Rank	3
Fastest Section Time (Section)	0:10.94 (1400m)
Top Speed [km/h] (Section)	66.5 (Overall)
Race State	Finished



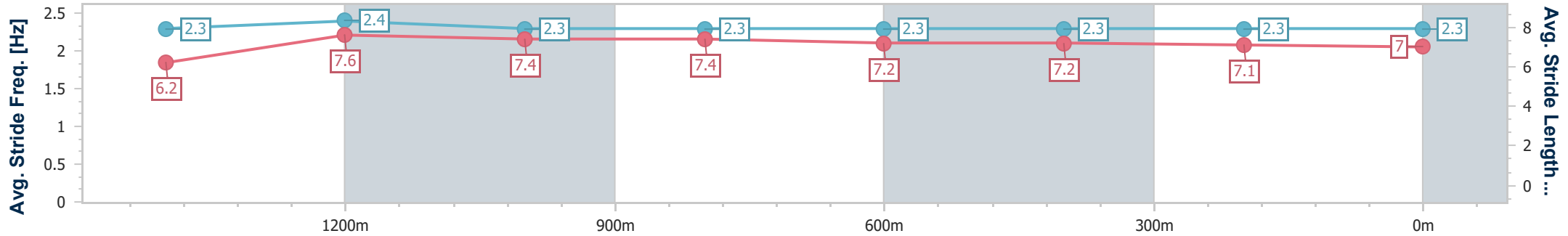
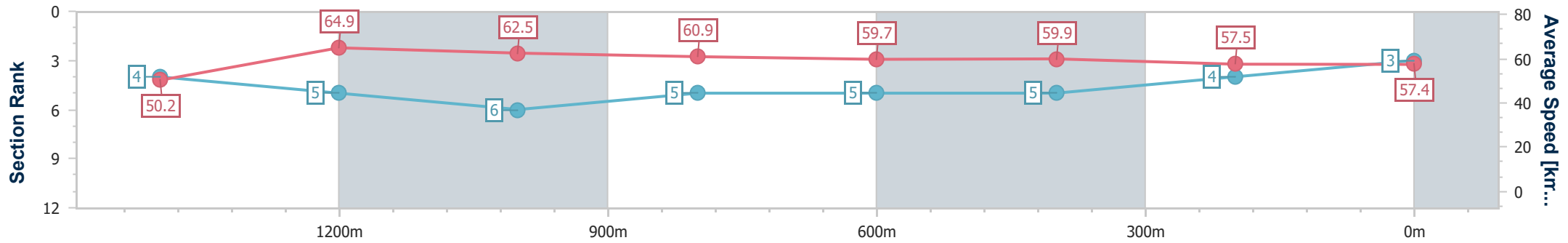
Toowoomba QLD Professional
Race 2: MARK ALGATE PAINTING BENCHMARK 72 Handicap - 1625m



28 October 2023 - 18:11

Track Rating: Good 4, Weather: Fine, Rail Position: +5m Entire

Section	Overall	1400m	1200m	1000m	800m	600m	400m	200m				
Section Times	1:39.47 [3] (0:16.04)	1:23.43 [4] (0:10.94)	1:12.49 [5] (0:11.54)	1:00.95 [6] (0:11.82)	0:49.13 [5] (0:12.14)	0:36.99 [5] (0:11.97)	0:25.02 [5] (0:12.46)	0:12.56 [4] (0:12.56)				
Average Speed [km/h]	50.2	64.9	62.5	60.9	59.7	59.9	57.5	57.4				
Top Speed [km/h]	66.5	66.2	64.6	61.8	62.6	61.2	59.4	58.1				
Avg. Dist. to Rail [m]	5.0	2.5	0.9	0.5	1.6	0.7	0.9	1.2				
Avg. Stride Freq. [Hz]	2.3	2.4	2.3	2.3	2.3	2.3	2.3	2.3				
Avg. Stride Length [m]	6.2	7.6	7.4	7.4	7.2	7.2	7.1	7.0				



- [] Ranking at each section and finish
- .-.- No data available at this section
- NA No data available



Horse/Jockey Name	Count The Coin
Final Rank	4
Fastest Section Time (Section)	0:11.01 (1400m)
Top Speed [km/h] (Section)	69.1 (1400m)
Race State	Finished



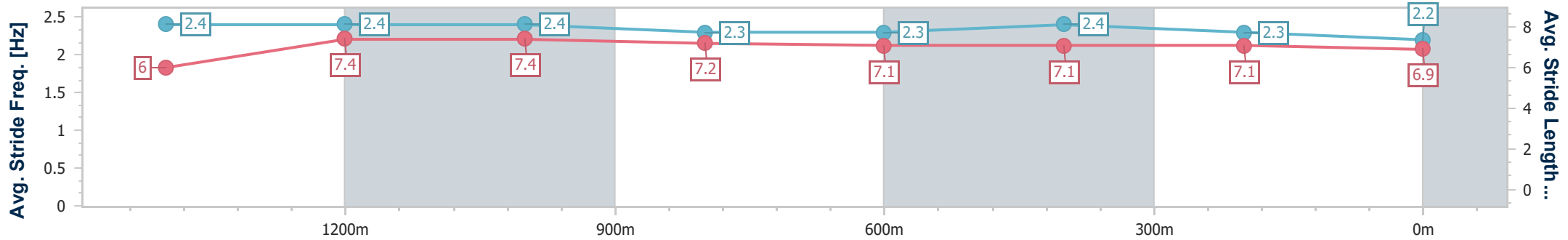
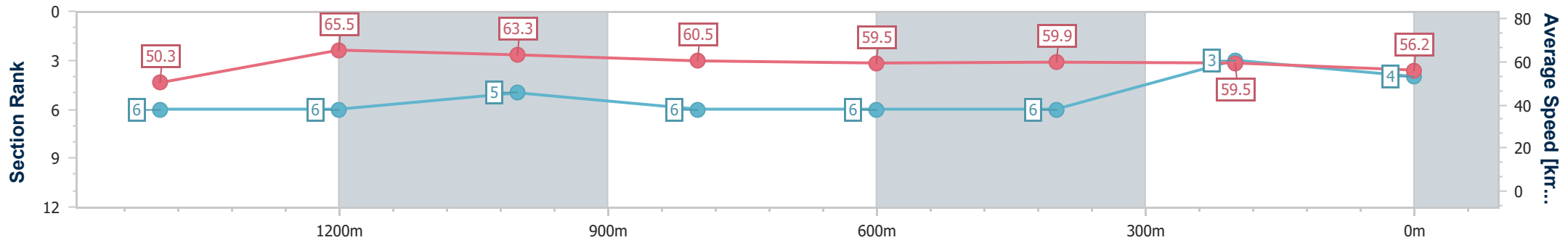
Toowoomba QLD Professional
Race 2: MARK ALGATE PAINTING BENCHMARK 72 Handicap - 1625m



28 October 2023 - 18:11

Track Rating: Good 4, Weather: Fine, Rail Position: +5m Entire

Section	Overall	1400m	1200m	1000m	800m	600m	400m	200m					
Section Times	1:39.55 [4] (0:16.08)	1:23.47 [6] (0:11.01)	1:12.46 [6] (0:11.40)	1:01.06 [5] (0:11.92)	0:49.14 [6] (0:12.13)	0:37.01 [6] (0:12.04)	0:24.97 [6] (0:12.14)	0:12.83 [3] (0:12.83)					
Average Speed [km/h]	50.3	65.5	63.3	60.5	59.5	59.9	59.5	56.2					
Top Speed [km/h]	68.1	69.1	64.8	62.5	61.4	61.2	60.7	59.3					
Avg. Dist. to Rail [m]	2.6	0.8	1.4	1.0	1.1	0.9	0.6	1.5					
Avg. Stride Freq. [Hz]	2.4	2.4	2.4	2.3	2.3	2.4	2.3	2.2					
Avg. Stride Length [m]	6.0	7.4	7.4	7.2	7.1	7.1	7.1	6.9					



- [] Ranking at each section and finish
- .-.- No data available at this section
- NA No data available



Horse/Jockey Name	Semaphore Girl
Final Rank	5
Fastest Section Time (Section)	0:10.99 (1400m)
Top Speed [km/h] (Section)	66.3 (Overall)
Race State	Finished



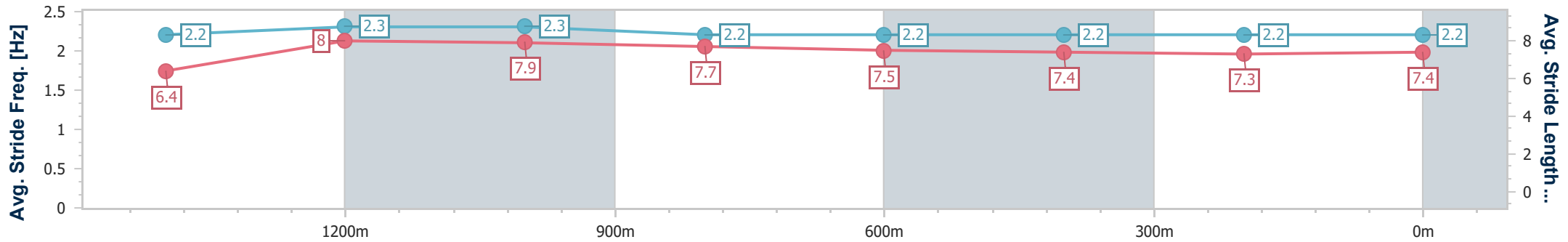
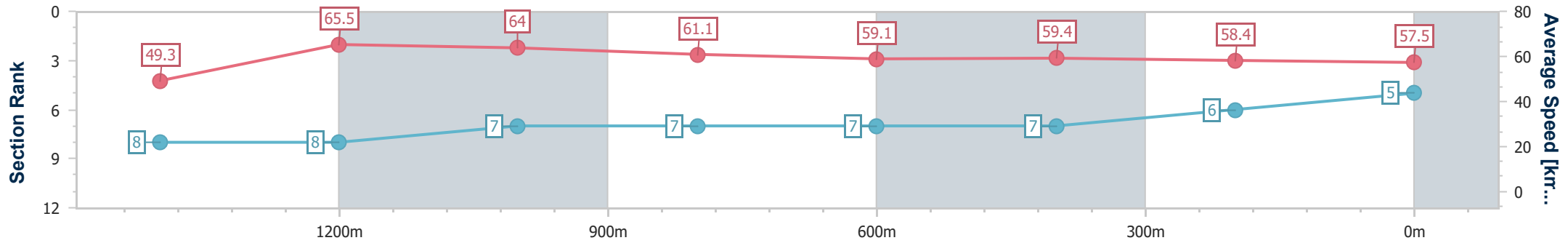
Toowoomba QLD Professional
Race 2: MARK ALGATE PAINTING BENCHMARK 72 Handicap - 1625m



28 October 2023 - 18:11

Track Rating: Good 4, Weather: Fine, Rail Position: +5m Entire

Section	Overall	1400m	1200m	1000m	800m	600m	400m	200m
Section Times	1:39.69 [5] (0:16.41)	1:23.28 [8] (0:10.99)	1:12.29 [8] (0:11.25)	1:01.04 [7] (0:11.84)	0:49.20 [7] (0:12.22)	0:36.98 [7] (0:12.15)	0:24.83 [7] (0:12.31)	0:12.52 [6] (0:12.52)
Average Speed [km/h]	49.3	65.5	64.0	61.1	59.1	59.4	58.4	57.5
Top Speed [km/h]	66.3	66.2	65.1	62.3	60.6	60.7	59.3	58.2
Avg. Dist. to Rail [m]	3.6	0.5	0.9	0.9	1.3	0.9	0.3	0.6
Avg. Stride Freq. [Hz]	2.2	2.3	2.3	2.2	2.2	2.2	2.2	2.2
Avg. Stride Length [m]	6.4	8.0	7.9	7.7	7.5	7.4	7.3	7.4



- [] Ranking at each section and finish
- .-.- No data available at this section
- NA No data available



Horse/Jockey Name	Military Kings
Final Rank	6
Fastest Section Time (Section)	0:11.09 (1400m)
Top Speed [km/h] (Section)	65.9 (1400m)
Race State	Finished



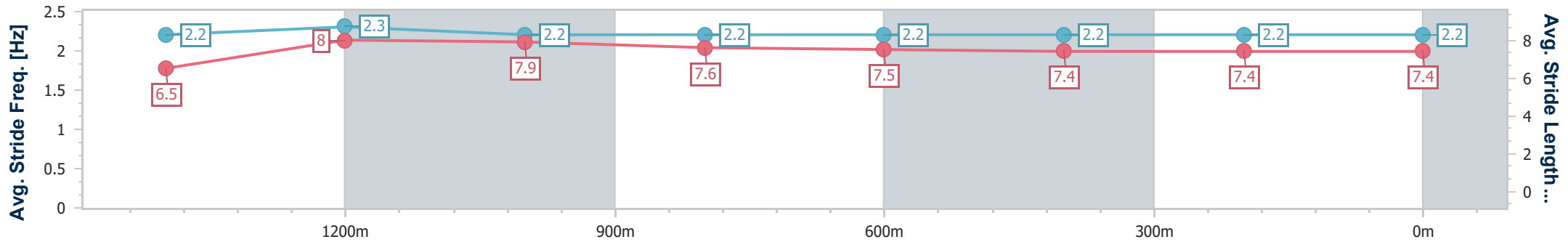
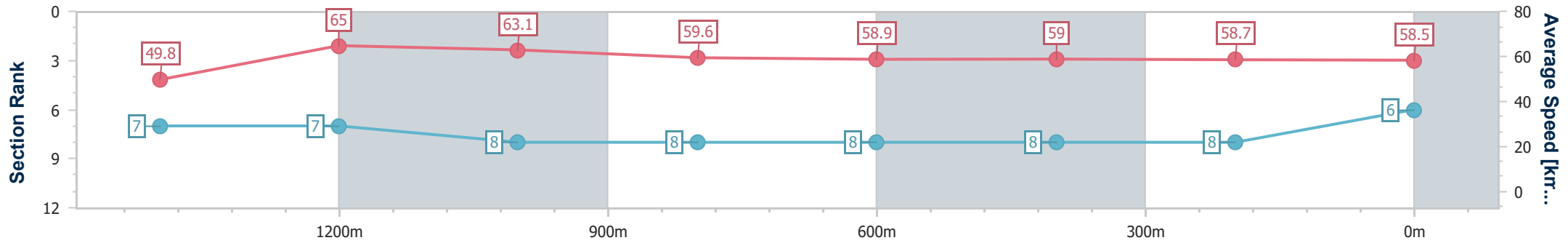
Toowoomba QLD Professional
Race 2: MARK ALGATE PAINTING BENCHMARK 72 Handicap - 1625m



28 October 2023 - 18:11

Track Rating: Good 4, Weather: Fine, Rail Position: +5m Entire

Section	Overall	1400m	1200m	1000m	800m	600m	400m	200m
Section Times	1:39.74 [6] (0:16.20)	1:23.54 [7] (0:11.09)	1:12.45 [7] (0:11.41)	1:01.04 [8] (0:12.10)	0:48.94 [8] (0:12.29)	0:36.65 [8] (0:12.21)	0:24.44 [8] (0:12.15)	0:12.29 [8] (0:12.29)
Average Speed [km/h]	49.8	65.0	63.1	59.6	58.9	59.0	58.7	58.5
Top Speed [km/h]	65.8	65.9	64.0	61.3	59.8	60.0	59.4	59.7
Avg. Dist. to Rail [m]	3.4	0.4	0.6	1.3	1.3	0.9	2.2	1.8
Avg. Stride Freq. [Hz]	2.2	2.3	2.2	2.2	2.2	2.2	2.2	2.2
Avg. Stride Length [m]	6.5	8.0	7.9	7.6	7.5	7.4	7.4	7.4



- [] Ranking at each section and finish
- .-.- No data available at this section
- NA No data available



Horse/Jockey Name	Van Gogh
Final Rank	7
Fastest Section Time (Section)	0:11.27 (1400m)
Top Speed [km/h] (Section)	68.2 (Overall)
Race State	Finished



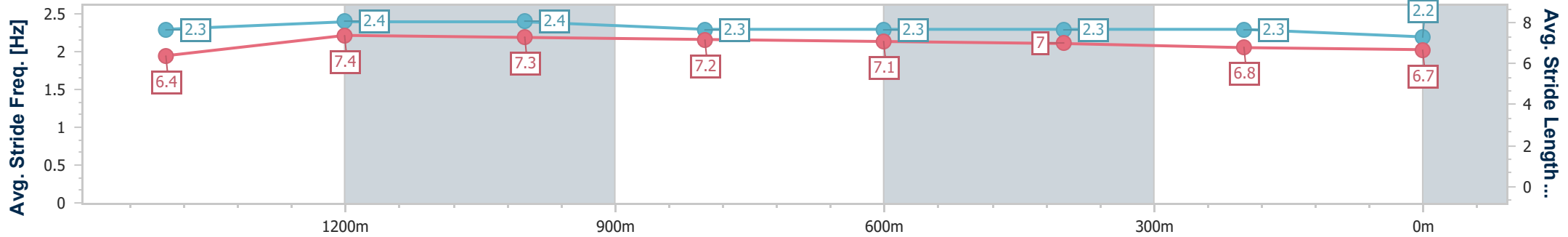
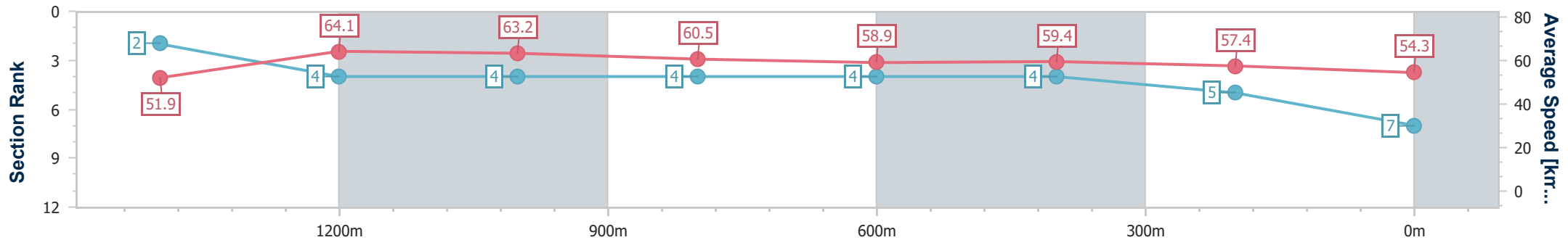
Toowoomba QLD Professional
Race 2: MARK ALGATE PAINTING BENCHMARK 72 Handicap - 1625m



28 October 2023 - 18:11

Track Rating: Good 4, Weather: Fine, Rail Position: +5m Entire

Section	Overall	1400m	1200m	1000m	800m	600m	400m	200m				
Section Times	1:40.19 [7] (0:15.65)	1:24.54 [2] (0:11.27)	1:13.27 [4] (0:11.41)	1:01.86 [4] (0:11.87)	0:49.99 [4] (0:12.19)	0:37.80 [4] (0:12.03)	0:25.77 [4] (0:12.54)	0:13.23 [5] (0:13.23)				
Average Speed [km/h]	51.9	64.1	63.2	60.5	58.9	59.4	57.4	54.3				
Top Speed [km/h]	68.2	67.1	65.1	62.7	60.9	61.2	58.4	56.2				
Avg. Dist. to Rail [m]	4.3	0.9	0.9	0.6	0.3	1.3	0.3	0.6				
Avg. Stride Freq. [Hz]	2.3	2.4	2.4	2.3	2.3	2.3	2.3	2.2				
Avg. Stride Length [m]	6.4	7.4	7.3	7.2	7.1	7.0	6.8	6.7				



- [] Ranking at each section and finish
- .-.- No data available at this section
- NA No data available



Horse/Jockey Name	South Parade
Final Rank	8
Fastest Section Time (Section)	0:10.73 (1400m)
Top Speed [km/h] (Section)	69.1 (1400m)
Race State	Finished



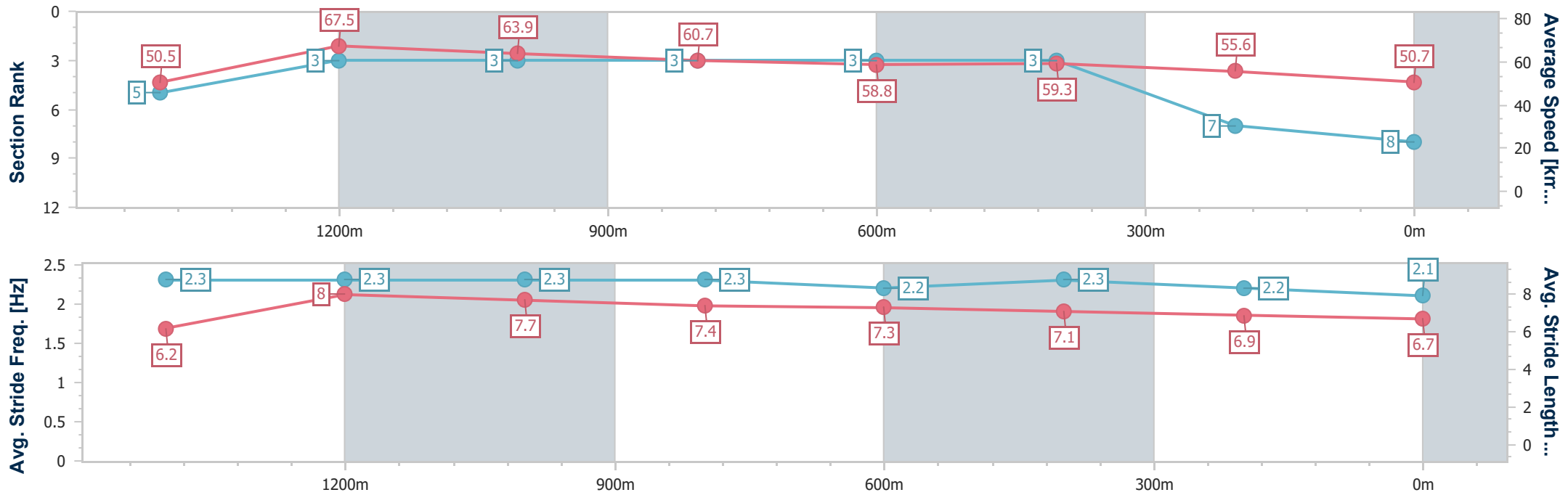
Toowoomba QLD Professional
Race 2: MARK ALGATE PAINTING BENCHMARK 72 Handicap - 1625m



28 October 2023 - 18:11

Track Rating: Good 4, Weather: Fine, Rail Position: +5m Entire

Section	Overall	1400m	1200m	1000m	800m	600m	400m	200m					
Section Times	1:41.51 [8] (0:16.05)	1:25.46 [5] (0:10.73)	1:14.73 [3] (0:11.31)	1:03.42 [3] (0:11.93)	0:51.49 [3] (0:12.24)	0:39.25 [3] (0:12.11)	0:27.14 [3] (0:12.94)	0:14.20 [7] (0:14.20)					
Average Speed [km/h]	50.5	67.5	63.9	60.7	58.8	59.3	55.6	50.7					
Top Speed [km/h]	68.4	69.1	66.9	63.1	60.5	60.7	57.9	53.3					
Avg. Dist. to Rail [m]	5.1	1.4	3.0	0.7	0.8	0.6	0.7	0.7					
Avg. Stride Freq. [Hz]	2.3	2.3	2.3	2.3	2.2	2.3	2.2	2.1					
Avg. Stride Length [m]	6.2	8.0	7.7	7.4	7.3	7.1	6.9	6.7					



- [] Ranking at each section and finish
- .-.- No data available at this section
- NA No data available