



Townsville QLD Professional

Race 6: LAWRENCE & HANSON BENCHMARK 60 Handicap - 1000m

28 October 2023 - 15:50



Track Rating: Good 4, Weather: Fine, Rail Position: True Entire Course

Section		Overall									Last 600m		
Field Times		0:56.71 (0:12.97)									0:33.82		
		800m			600m			400m			200m		
		0:43.74 (0:09.92)			0:33.82 (0:10.68)			0:23.14 (0:11.29)			0:11.85 (0:11.85)		
Rank	TAB	Horse/Jockey	Barrier	Top Speed [km/h]	Fastest Section	Overall	800m	600m	400m	200m	Margin	Last 600m	Distance Travelled [m]
1	1	CAPTAIN BOND Carl Spry	2	72.0	0:09.90	0:56.71 [1] (0:13.35)	0:43.36 [8] (0:09.90)	0:33.46 [7] (0:10.70)	0:22.76 [5] (0:11.15)	0:11.61 [3] (0:11.61)	0:56.71	0:33.46	
2	5	CROWNING MOMENT Jason Taylor	1	71.6	0:10.04	0:56.72 [2] (0:13.27)	0:43.45 [7] (0:10.04)	0:33.41 [8] (0:10.73)	0:22.68 [8] (0:11.18)	0:11.50 [4] (0:11.50)	0.1L	0:33.41	-1
3	7	WANNA TWEET Lacey Morrison	5	72.4	0:09.93	0:56.82 [3] (0:13.09)	0:43.73 [4] (0:09.93)	0:33.80 [2] (0:10.77)	0:23.03 [2] (0:11.07)	0:11.96 [1] (0:11.96)	0.6L	0:33.80	+0
4	3	MIDAS STAR Adrian Layt	3	71.3	0:09.88	0:57.27 [4] (0:13.01)	0:44.26 [2] (0:09.88)	0:34.38 [1] (0:10.68)	0:23.70 [1] (0:11.37)	0:12.33 [2] (0:12.33)	3.1L	0:34.38	-1
5	12	KIHI Jackson Murphy	10	71.3	0:09.94	0:57.37 [5] (0:13.26)	0:44.11 [6] (0:09.94)	0:34.17 [6] (0:10.73)	0:23.44 [4] (0:11.33)	0:12.11 [6] (0:12.11)	3.6L	0:34.17	+3
6	11	WORLD CHARMER Georgina McDonnell	7	70.9	0:10.10	0:57.42 [6] (0:12.97)	0:44.45 [1] (0:10.10)	0:34.35 [4] (0:10.72)	0:23.63 [3] (0:11.47)	0:12.16 [5] (0:12.16)	3.8L	0:34.35	+4
7	2	FORSETI Tessa Townsend	11	71.4	0:10.27	0:57.55 [7] (0:13.91)	0:43.64 [11] (0:10.27)	0:33.37 [11] (0:10.53)	0:22.84 [11] (0:11.09)	0:11.75 [10] (0:11.75)	4.6L	0:33.37	-1
8	9	FERGYLISCIOUS Dale Evans	8	71.5	0:10.06	0:57.57 [8] (0:13.88)	0:43.69 [10] (0:10.06)	0:33.63 [10] (0:10.50)	0:23.13 [9] (0:11.24)	0:11.89 [8] (0:11.89)	4.7L	0:33.63	-1
9	4	VAPORIZING Jeffrey Felix	6	72.0	0:10.08	0:57.60 [9] (0:13.78)	0:43.82 [9] (0:10.08)	0:33.74 [9] (0:10.73)	0:23.01 [10] (0:11.24)	0:11.77 [11] (0:11.77)	4.9L	0:33.74	-2
10	13	BRAVE INTENT Chelsea Jokic	4	70.9	0:10.36	0:57.66 [10] (0:14.20)	0:43.46 [12] (0:10.36)	0:33.10 [12] (0:10.60)	0:22.50 [12] (0:10.79)	0:11.71 [12] (0:11.71)	5.1L	0:33.10	+0

Scratched: Thumani (#6)

[] Ranking at each section and finish
 -:-:- No data available at this section
 NA No data available

SCN Saddle cloth number
 DNF Did not finish
 DNT Did not track



Townsville QLD Professional

Race 6: LAWRENCE & HANSON BENCHMARK 60 Handicap - 1000m

28 October 2023 - 15:50



Track Rating: Good 4, Weather: Fine, Rail Position: True Entire Course

Section		Overall	800m	600m	400m	200m	Last 600m					
Field Times		0:56.71 (0:12.97)	0:43.74 (0:09.92)	0:33.82 (0:10.68)	0:23.14 (0:11.29)	0:11.85 (0:11.85)	0:33.82					
Rank	TAB Horse/Jockey	Barrier	Top Speed [km/h]	Fastest Section	Margin					Distance Travelled [m]		
11	10 REGAL CONQUEROR Rachel Shred	9	71.3 800m	0:10.05 800m	0:58.36 [11] (0:13.09)	0:45.27 [4] (0:10.05)	0:35.22 [5] (0:10.83)	0:24.39 [7] (0:11.57)	0:12.82 [7] (0:12.82)	9.1L	0:35.22	+7
12	8 AURA GOLD Morgan Butler	13	71.3 800m	0:10.03 800m	0:58.81 [12] (0:13.03)	0:45.78 [3] (0:10.03)	0:35.75 [3] (0:10.89)	0:24.86 [5] (0:11.76)	0:13.10 [9] (0:13.10)	11.6L	0:35.75	+8

Scratched: Thumani (#6)

[] Ranking at each section and finish
 -:-:-:- No data available at this section
 NA No data available

SCN Saddle cloth number
 DNF Did not finish
 DNT Did not track



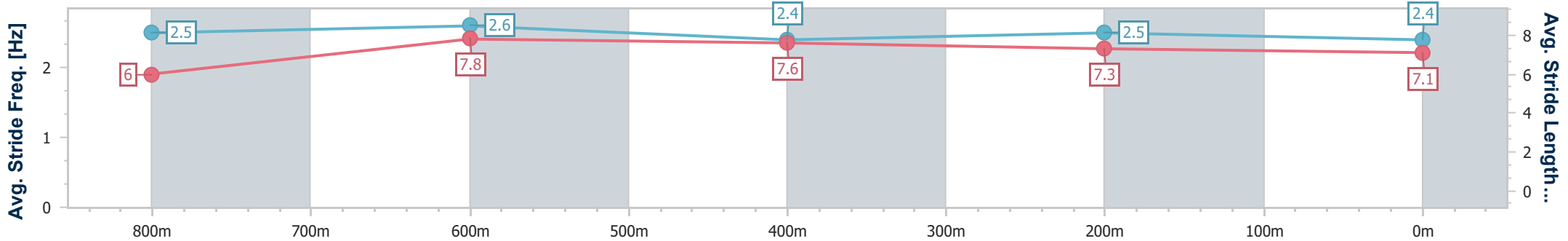
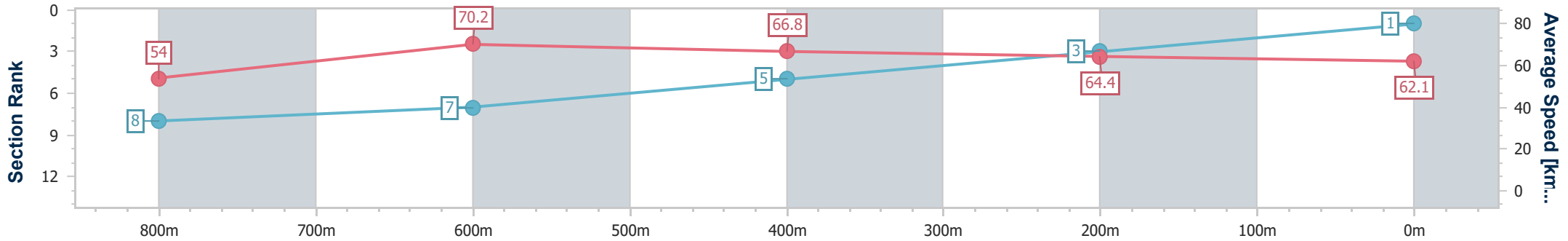
Horse/Jockey Name	Captain Bond
Final Rank	1
Fastest Section Time (Section)	0:09.90 (800m)
Top Speed [km/h] (Section)	72.0 (Overall)
Race State	Finished



Townsville QLD Professional
 Race 6: LAWRENCE & HANSON BENCHMARK 60 Handicap - 1000m
 28 October 2023 - 15:50
 Track Rating: Good 4, Weather: Fine, Rail Position: True Entire Course



Section	Overall	800m	600m	400m	200m
Section Times	0:56.71 [1] (0:13.35)	0:43.36 [8] (0:09.90)	0:33.46 [7] (0:10.70)	0:22.76 [5] (0:11.15)	0:11.61 [3] (0:11.61)
Average Speed [km/h]	54.0	70.2	66.8	64.4	62.1
Top Speed [km/h]	72.0	72.0	70.2	65.9	64.0
Avg. Dist. to Rail [m]	3.6	1.2	1.4	1.1	2.9
Avg. Stride Freq. [Hz]	2.5	2.6	2.4	2.5	2.4
Avg. Stride Length [m]	6.0	7.8	7.6	7.3	7.1



- [] Ranking at each section and finish
- .-.- No data available at this section
- NA No data available



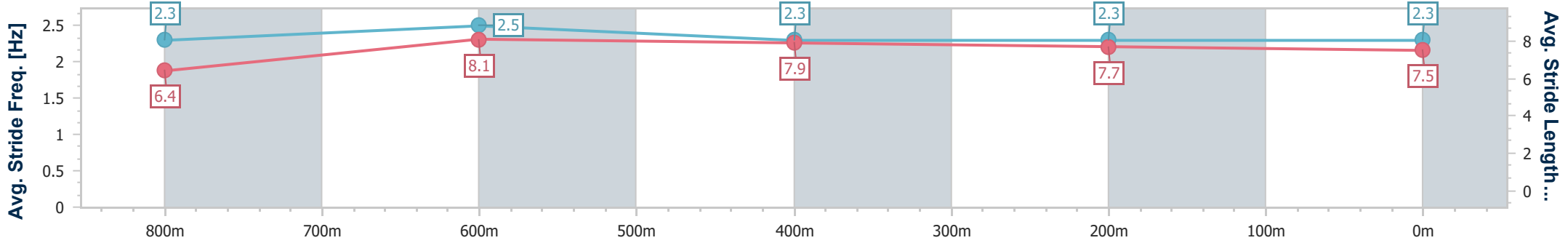
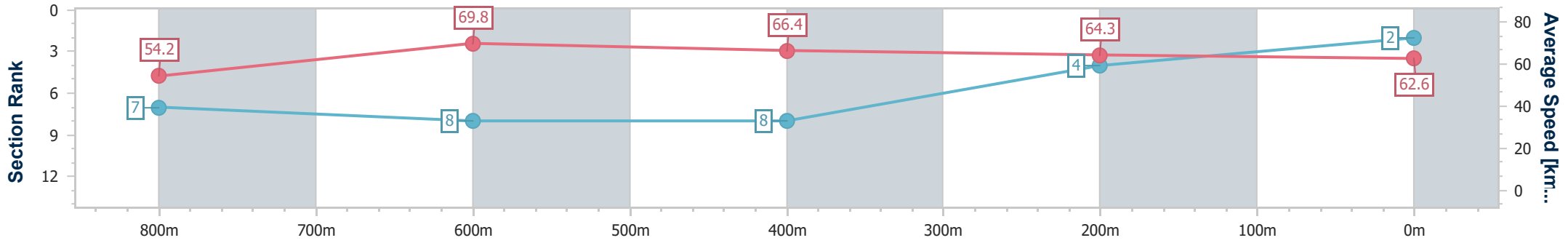
Horse/Jockey Name	Crowning Moment
Final Rank	2
Fastest Section Time (Section)	0:10.04 (800m)
Top Speed [km/h] (Section)	71.6 (800m)
Race State	Finished



Townsville QLD Professional
 Race 6: LAWRENCE & HANSON BENCHMARK 60 Handicap - 1000m
 28 October 2023 - 15:50
 Track Rating: Good 4, Weather: Fine, Rail Position: True Entire Course



Section	Overall	800m	600m	400m	200m
Section Times	0:56.72 [2] (0:13.27)	0:43.45 [7] (0:10.04)	0:33.41 [8] (0:10.73)	0:22.68 [8] (0:11.18)	0:11.50 [4] (0:11.50)
Average Speed [km/h]	54.2	69.8	66.4	64.3	62.6
Top Speed [km/h]	68.4	71.6	69.7	65.0	63.7
Avg. Dist. to Rail [m]	3.0	1.1	2.0	1.8	1.6
Avg. Stride Freq. [Hz]	2.3	2.5	2.3	2.3	2.3
Avg. Stride Length [m]	6.4	8.1	7.9	7.7	7.5



- [] Ranking at each section and finish
- .-.- No data available at this section
- NA No data available



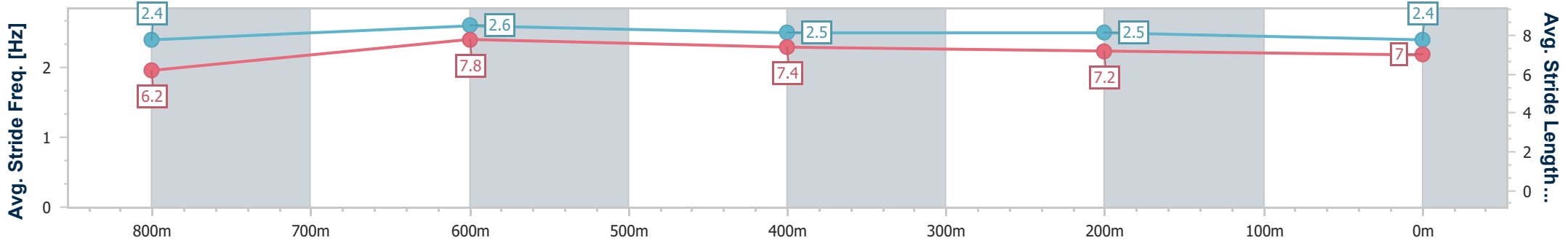
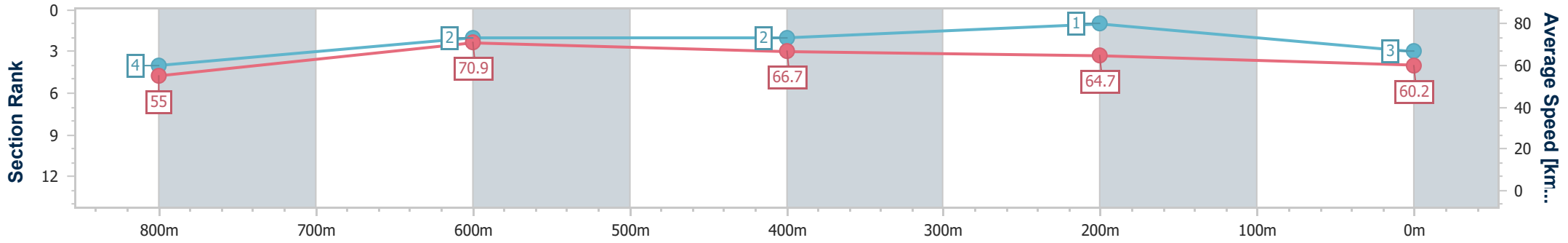
Horse/Jockey Name	Wanna Tweet
Final Rank	3
Fastest Section Time (Section)	0:09.93 (800m)
Top Speed [km/h] (Section)	72.4 (800m)
Race State	Finished



Townsville QLD Professional
Race 6: LAWRENCE & HANSON BENCHMARK 60 Handicap - 1000m
 28 October 2023 - 15:50
 Track Rating: Good 4, Weather: Fine, Rail Position: True Entire Course



Section	Overall	800m	600m	400m	200m
Section Times	0:56.82 [3] (0:13.09)	0:43.73 [4] (0:09.93)	0:33.80 [2] (0:10.77)	0:23.03 [2] (0:11.07)	0:11.96 [1] (0:11.96)
Average Speed [km/h]	55.0	70.9	66.7	64.7	60.2
Top Speed [km/h]	70.2	72.4	69.3	66.0	63.4
Avg. Dist. to Rail [m]	5.3	1.5	1.0	0.8	1.2
Avg. Stride Freq. [Hz]	2.4	2.6	2.5	2.5	2.4
Avg. Stride Length [m]	6.2	7.8	7.4	7.2	7.0



- [] Ranking at each section and finish
- .-.- No data available at this section
- NA No data available



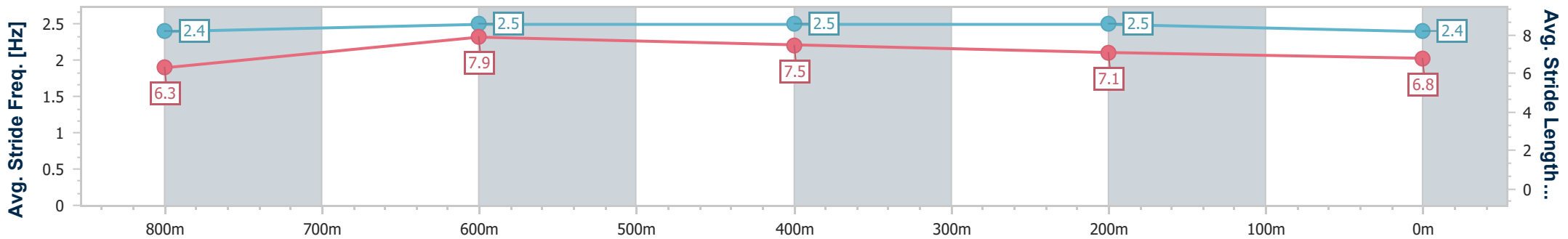
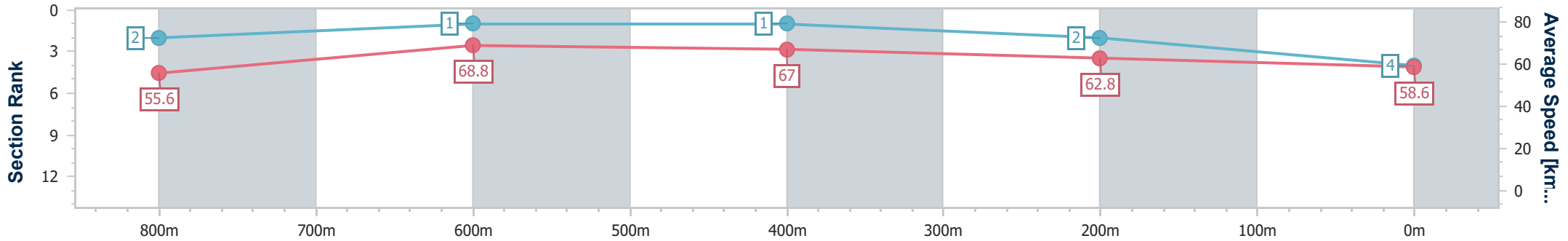
Horse/Jockey Name	Midas Star
Final Rank	4
Fastest Section Time (Section)	0:09.88 (800m)
Top Speed [km/h] (Section)	71.3 (800m)
Race State	Finished



Townsville QLD Professional
 Race 6: LAWRENCE & HANSON BENCHMARK 60 Handicap - 1000m
 28 October 2023 - 15:50
 Track Rating: Good 4, Weather: Fine, Rail Position: True Entire Course



Section	Overall	800m	600m	400m	200m
Section Times	0:57.27 [4] (0:13.01)	0:44.26 [2] (0:09.88)	0:34.38 [1] (0:10.68)	0:23.70 [1] (0:11.37)	0:12.33 [2] (0:12.33)
Average Speed [km/h]	55.6	68.8	67.0	62.8	58.6
Top Speed [km/h]	70.9	71.3	69.3	63.7	61.2
Avg. Dist. to Rail [m]	3.9	1.2	1.8	2.9	2.0
Avg. Stride Freq. [Hz]	2.4	2.5	2.5	2.5	2.4
Avg. Stride Length [m]	6.3	7.9	7.5	7.1	6.8



- [] Ranking at each section and finish
- .-.- No data available at this section
- NA No data available



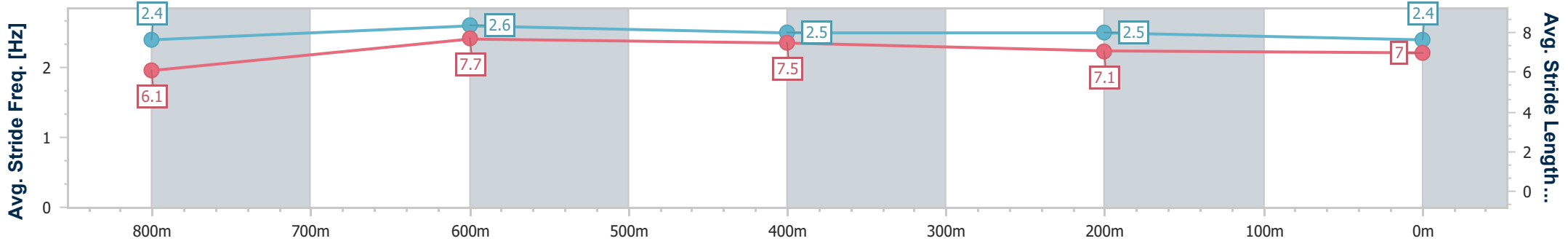
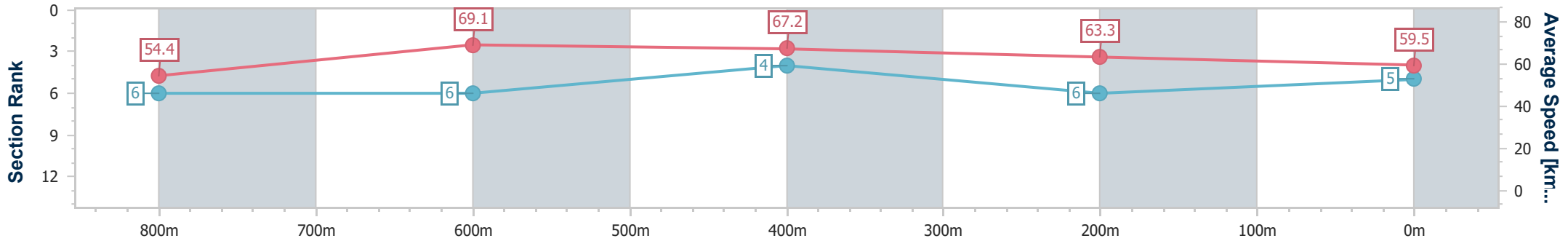
Horse/Jockey Name	Kihi
Final Rank	5
Fastest Section Time (Section)	0:09.94 (800m)
Top Speed [km/h] (Section)	71.3 (800m)
Race State	Finished



Townsville QLD Professional
 Race 6: LAWRENCE & HANSON BENCHMARK 60 Handicap - 1000m
 28 October 2023 - 15:50
 Track Rating: Good 4, Weather: Fine, Rail Position: True Entire Course



Section	Overall	800m	600m	400m	200m
Section Times	0:57.37 [5] (0:13.26)	0:44.11 [6] (0:09.94)	0:34.17 [6] (0:10.73)	0:23.44 [4] (0:11.33)	0:12.11 [6] (0:12.11)
Average Speed [km/h]	54.4	69.1	67.2	63.3	59.5
Top Speed [km/h]	69.8	71.3	70.0	65.3	61.6
Avg. Dist. to Rail [m]	8.8	2.5	0.6	1.9	3.8
Avg. Stride Freq. [Hz]	2.4	2.6	2.5	2.5	2.4
Avg. Stride Length [m]	6.1	7.7	7.5	7.1	7.0



- [] Ranking at each section and finish
- .-.- No data available at this section
- NA No data available



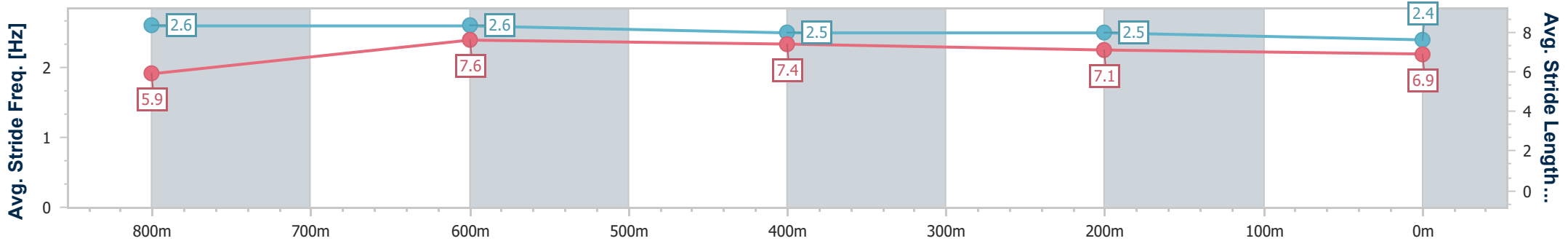
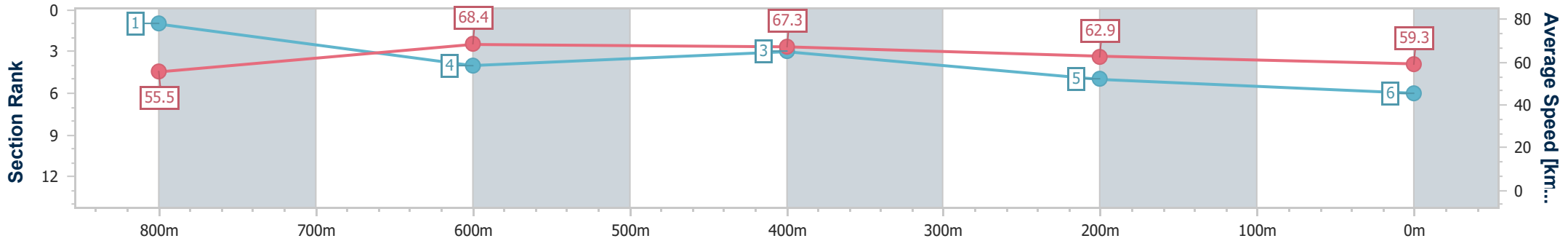
Horse/Jockey Name	World Charmer
Final Rank	6
Fastest Section Time (Section)	0:10.10 (800m)
Top Speed [km/h] (Section)	70.9 (800m)
Race State	Finished



Townsville QLD Professional
 Race 6: LAWRENCE & HANSON BENCHMARK 60 Handicap - 1000m
 28 October 2023 - 15:50
 Track Rating: Good 4, Weather: Fine, Rail Position: True Entire Course



Section	Overall	800m	600m	400m	200m
Section Times	0:57.42 [6] (0:12.97)	0:44.45 [1] (0:10.10)	0:34.35 [4] (0:10.72)	0:23.63 [3] (0:11.47)	0:12.16 [5] (0:12.16)
Average Speed [km/h]	55.5	68.4	67.3	62.9	59.3
Top Speed [km/h]	69.5	70.9	70.3	65.7	60.9
Avg. Dist. to Rail [m]	7.9	2.9	0.2	0.6	3.0
Avg. Stride Freq. [Hz]	2.6	2.6	2.5	2.5	2.4
Avg. Stride Length [m]	5.9	7.6	7.4	7.1	6.9



- [] Ranking at each section and finish
- .-.- No data available at this section
- NA No data available



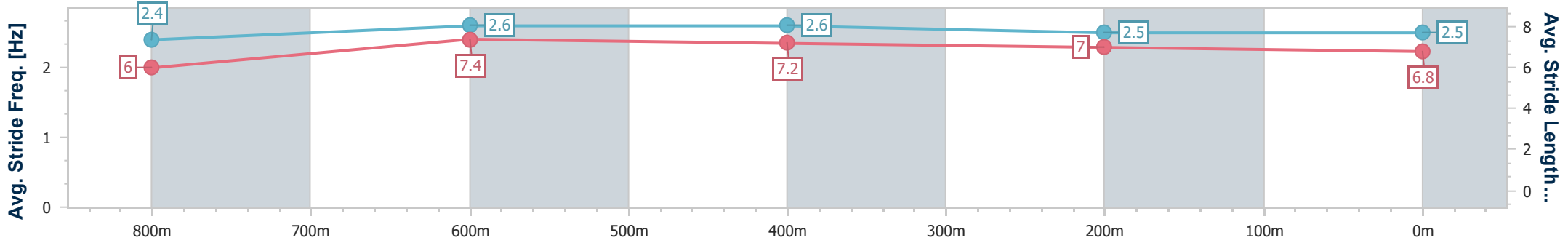
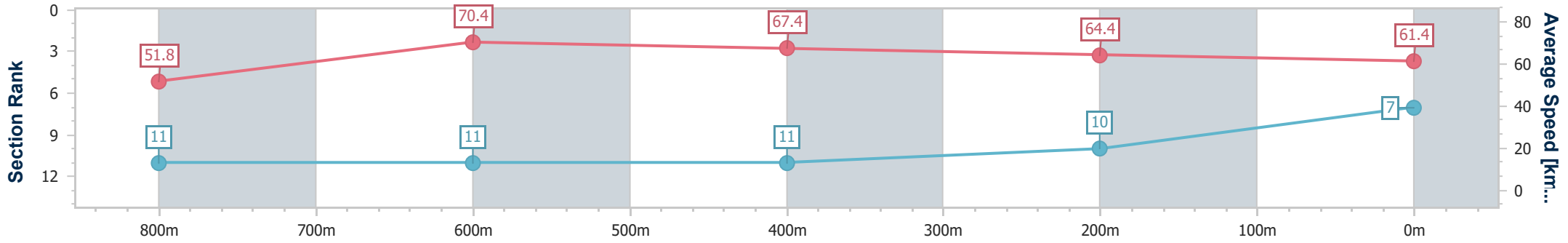
Horse/Jockey Name	Forseti
Final Rank	7
Fastest Section Time (Section)	0:10.27 (800m)
Top Speed [km/h] (Section)	71.4 (800m)
Race State	Finished



Townsville QLD Professional
 Race 6: LAWRENCE & HANSON BENCHMARK 60 Handicap - 1000m
 28 October 2023 - 15:50
 Track Rating: Good 4, Weather: Fine, Rail Position: True Entire Course



Section	Overall	800m	600m	400m	200m
Section Times	0:57.55 [7] (0:13.91)	0:43.64 [11] (0:10.27)	0:33.37 [11] (0:10.53)	0:22.84 [11] (0:11.09)	0:11.75 [10] (0:11.75)
Average Speed [km/h]	51.8	70.4	67.4	64.4	61.4
Top Speed [km/h]	71.0	71.4	69.7	65.4	63.7
Avg. Dist. to Rail [m]	9.3	2.2	2.7	1.4	4.2
Avg. Stride Freq. [Hz]	2.4	2.6	2.6	2.5	2.5
Avg. Stride Length [m]	6.0	7.4	7.2	7.0	6.8



- [] Ranking at each section and finish
- .-.- No data available at this section
- NA No data available



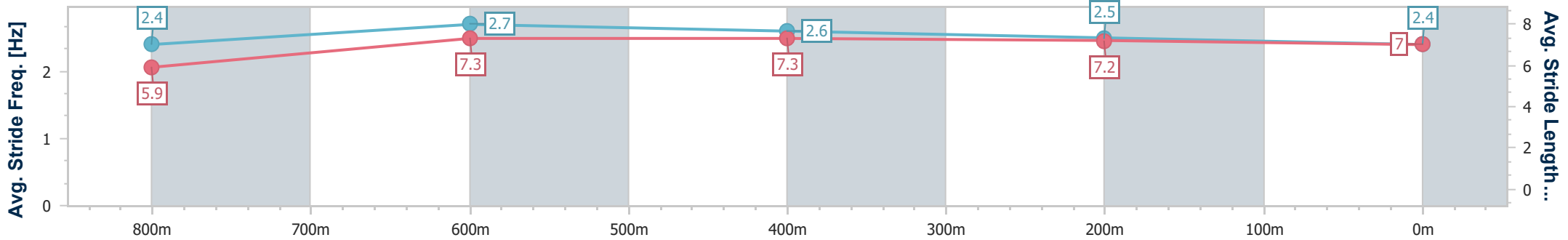
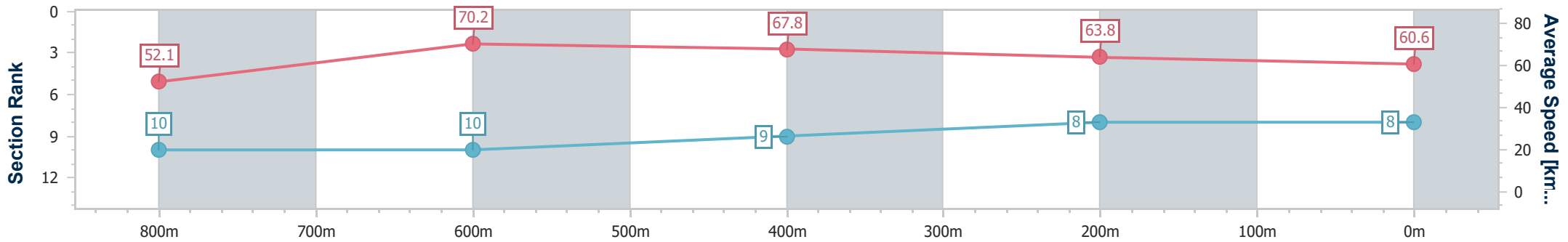
Horse/Jockey Name	Fergyliscious
Final Rank	8
Fastest Section Time (Section)	0:10.06 (800m)
Top Speed [km/h] (Section)	71.5 (800m)
Race State	Finished



Townsville QLD Professional
 Race 6: LAWRENCE & HANSON BENCHMARK 60 Handicap - 1000m
 28 October 2023 - 15:50
 Track Rating: Good 4, Weather: Fine, Rail Position: True Entire Course



Section	Overall	800m	600m	400m	200m
Section Times	0:57.57 [8] (0:13.88)	0:43.69 [10] (0:10.06)	0:33.63 [10] (0:10.50)	0:23.13 [9] (0:11.24)	0:11.89 [8] (0:11.89)
Average Speed [km/h]	52.1	70.2	67.8	63.8	60.6
Top Speed [km/h]	71.4	71.5	69.9	65.1	63.4
Avg. Dist. to Rail [m]	6.1	1.6	1.7	1.3	1.1
Avg. Stride Freq. [Hz]	2.4	2.7	2.6	2.5	2.4
Avg. Stride Length [m]	5.9	7.3	7.3	7.2	7.0



- [] Ranking at each section and finish
- .-.- No data available at this section
- NA No data available



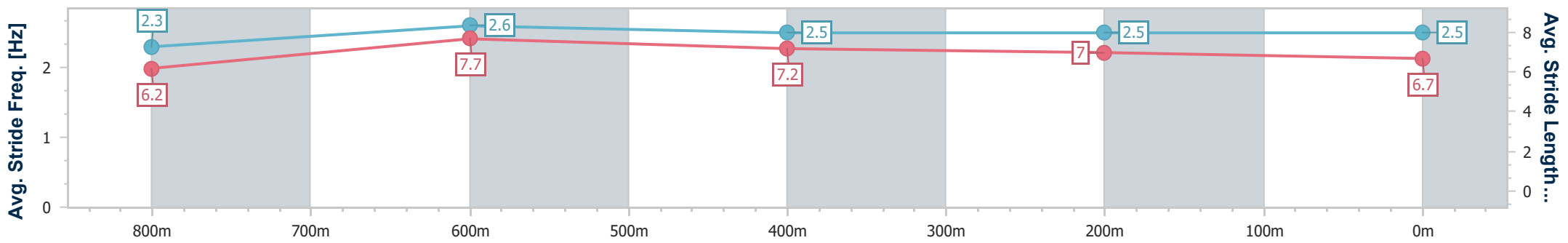
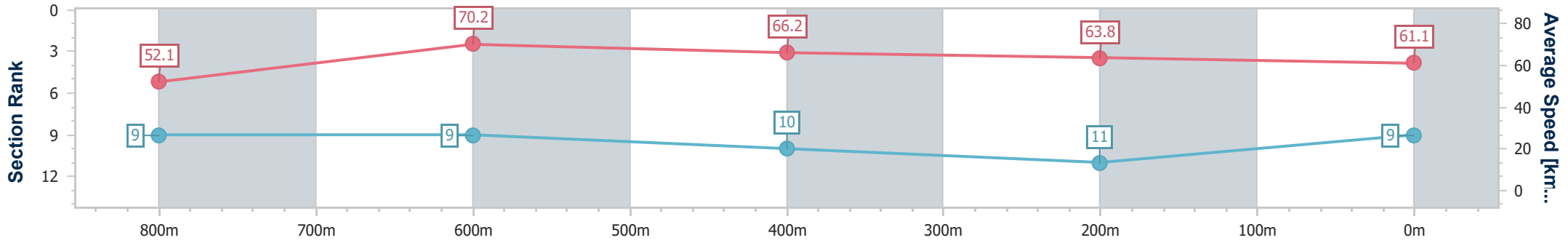
Horse/Jockey Name	Vaporizing
Final Rank	9
Fastest Section Time (Section)	0:10.08 (800m)
Top Speed [km/h] (Section)	72.0 (800m)
Race State	Finished



Townsville QLD Professional
 Race 6: LAWRENCE & HANSON BENCHMARK 60 Handicap - 1000m
 28 October 2023 - 15:50
 Track Rating: Good 4, Weather: Fine, Rail Position: True Entire Course



Section	Overall	800m	600m	400m	200m
Section Times	0:57.60 [9] (0:13.78)	0:43.82 [9] (0:10.08)	0:33.74 [9] (0:10.73)	0:23.01 [10] (0:11.24)	0:11.77 [11] (0:11.77)
Average Speed [km/h]	52.1	70.2	66.2	63.8	61.1
Top Speed [km/h]	68.4	72.0	69.4	64.4	63.2
Avg. Dist. to Rail [m]	5.3	1.5	2.5	2.0	0.9
Avg. Stride Freq. [Hz]	2.3	2.6	2.5	2.5	2.5
Avg. Stride Length [m]	6.2	7.7	7.2	7.0	6.7



- [] Ranking at each section and finish
- .-.- No data available at this section
- NA No data available



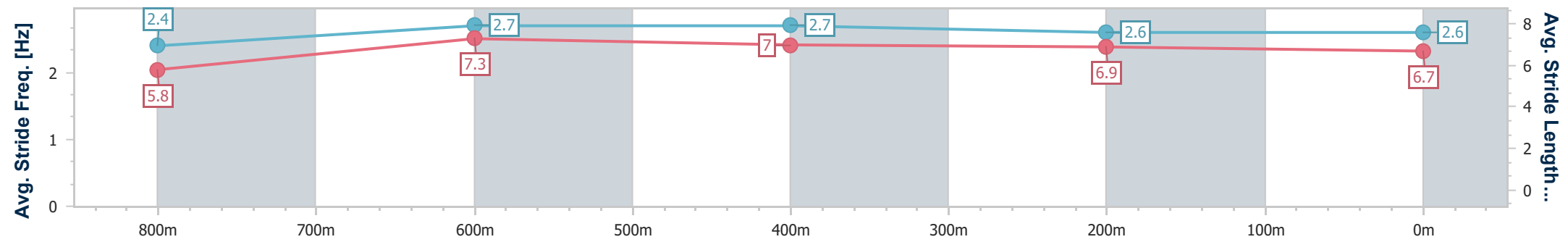
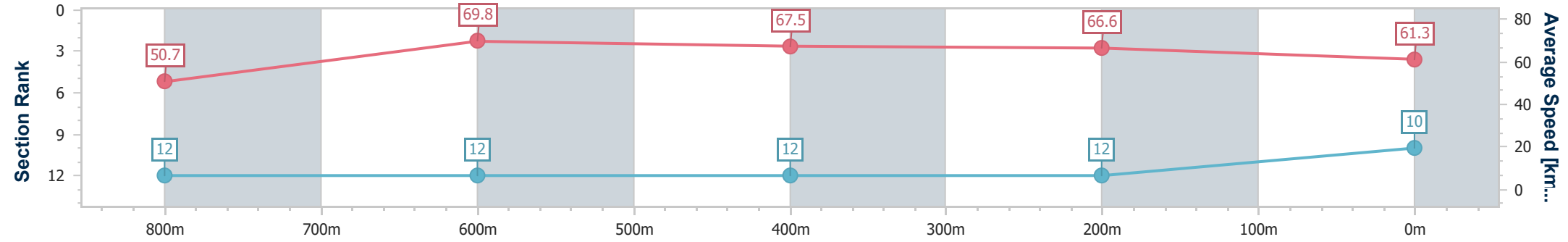
Horse/Jockey Name	Brave Intent
Final Rank	10
Fastest Section Time (Section)	0:10.36 (800m)
Top Speed [km/h] (Section)	70.9 (800m)
Race State	Finished



Townsville QLD Professional
 Race 6: LAWRENCE & HANSON BENCHMARK 60 Handicap - 1000m
 28 October 2023 - 15:50
 Track Rating: Good 4, Weather: Fine, Rail Position: True Entire Course



Section	Overall	800m	600m	400m	200m								
Section Times	0:57.66 [10] (0:14.20)	0:43.46 [12] (0:10.36)	0:33.10 [12] (0:10.60)	0:22.50 [12] (0:10.79)	0:11.71 [12] (0:11.71)								
Average Speed [km/h]	50.7	69.8	67.5	66.6	61.3								
Top Speed [km/h]	68.8	70.9	68.5	68.2	64.9								
Avg. Dist. to Rail [m]	5.0	2.1	1.8	2.6	7.6								
Avg. Stride Freq. [Hz]	2.4	2.7	2.7	2.6	2.6								
Avg. Stride Length [m]	5.8	7.3	7.0	6.9	6.7								



- [] Ranking at each section and finish
- .-.- No data available at this section
- NA No data available



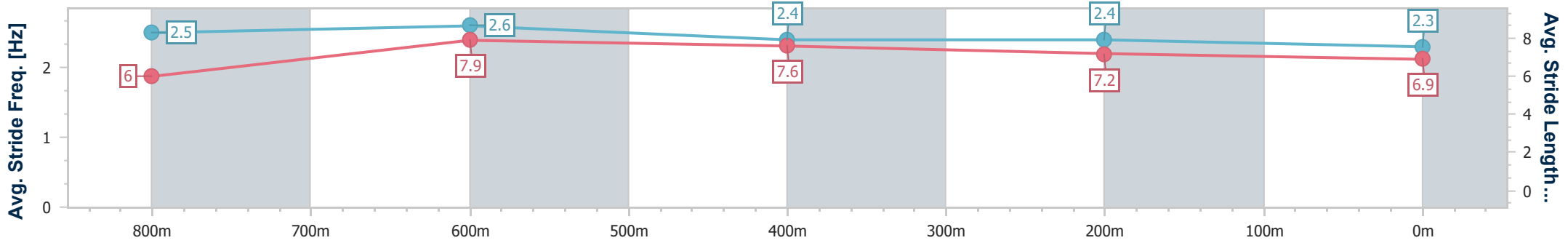
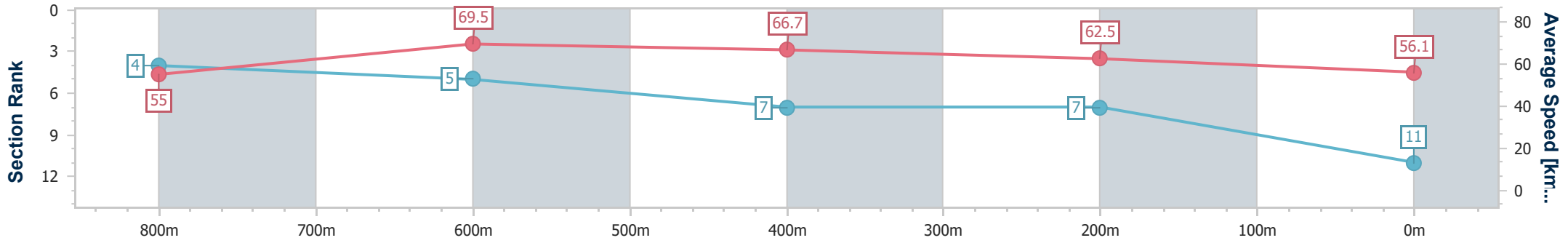
Horse/Jockey Name	Regal Conqueror
Final Rank	11
Fastest Section Time (Section)	0:10.05 (800m)
Top Speed [km/h] (Section)	71.3 (800m)
Race State	Finished



Townsville QLD Professional
 Race 6: LAWRENCE & HANSON BENCHMARK 60 Handicap - 1000m
 28 October 2023 - 15:50
 Track Rating: Good 4, Weather: Fine, Rail Position: True Entire Course



Section	Overall	800m	600m	400m	200m
Section Times	0:58.36 [11] (0:13.09)	0:45.27 [4] (0:10.05)	0:35.22 [5] (0:10.83)	0:24.39 [7] (0:11.57)	0:12.82 [7] (0:12.82)
Average Speed [km/h]	55.0	69.5	66.7	62.5	56.1
Top Speed [km/h]	70.6	71.3	70.2	64.6	59.7
Avg. Dist. to Rail [m]	9.7	4.3	1.3	1.8	4.9
Avg. Stride Freq. [Hz]	2.5	2.6	2.4	2.4	2.3
Avg. Stride Length [m]	6.0	7.9	7.6	7.2	6.9



- [] Ranking at each section and finish
- .-.- No data available at this section
- NA No data available



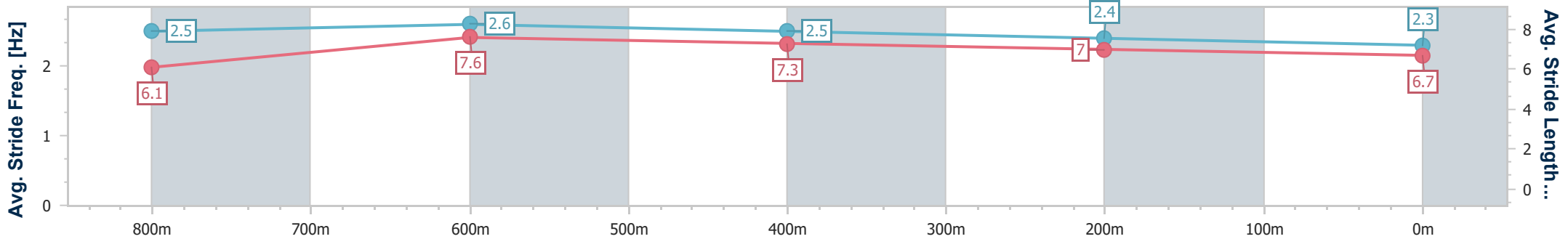
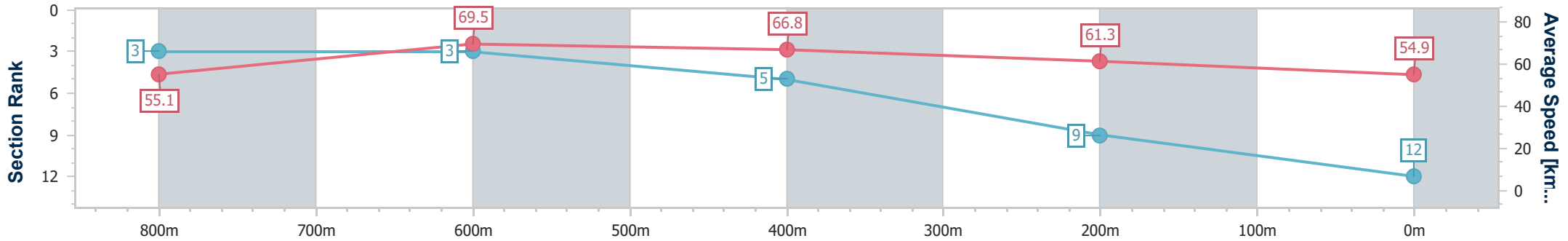
Horse/Jockey Name	Aura Gold
Final Rank	12
Fastest Section Time (Section)	0:10.03 (800m)
Top Speed [km/h] (Section)	71.3 (800m)
Race State	Finished



Townsville QLD Professional
 Race 6: LAWRENCE & HANSON BENCHMARK 60 Handicap - 1000m
 28 October 2023 - 15:50
 Track Rating: Good 4, Weather: Fine, Rail Position: True Entire Course



Section	Overall	800m	600m	400m	200m
Section Times	0:58.81 [12] (0:13.03)	0:45.78 [3] (0:10.03)	0:35.75 [3] (0:10.89)	0:24.86 [5] (0:11.76)	0:13.10 [9] (0:13.10)
Average Speed [km/h]	55.1	69.5	66.8	61.3	54.9
Top Speed [km/h]	69.1	71.3	70.3	63.7	58.4
Avg. Dist. to Rail [m]	11.8	4.1	2.3	3.3	5.2
Avg. Stride Freq. [Hz]	2.5	2.6	2.5	2.4	2.3
Avg. Stride Length [m]	6.1	7.6	7.3	7.0	6.7



- [] Ranking at each section and finish
- .-.- No data available at this section
- NA No data available