

Track Rating: Soft 6, Weather: , Rail Position: True Position

Section		Overall	1400m	1200m	1000m	800m	600m	400m	Last 600m				
Field Times		1:42.86 (0:18.21)	1:24.65 (0:12.03)	1:12.62 (0:12.10)	1:00.52 (0:12.53)	0:47.99 (0:12.12)	0:35.87 (0:11.78)	0:24.09 (0:11.86)	0:35.87				
Rank	TAB Horse/Jockey	Barrier	Top Speed [km/h]	Fastest Section									Distance Travelled [m]
1	11 SPIRIT'S CHARM Les Tilley	2	62.6 400m	0:11.57 400m	1:42.86 [1] (0:18.73)	1:24.13 [5] (0:11.90)	1:12.23 [5] (0:12.33)	0:59.90 [5] (0:12.61)	0:47.29 [5] (0:12.06)	0:35.23 [4] (0:11.62)	0:23.61 [4] (0:11.57)	0:35.23	
2	3 EXPECTANT Jaden Lloyd	1	62.9 400m	0:11.63 400m	1:42.96 [2] (0:19.00)	1:23.96 [7] (0:11.95)	1:12.01 [7] (0:12.28)	0:59.73 [6] (0:12.54)	0:47.19 [6] (0:12.09)	0:35.10 [6] (0:11.64)	0:23.46 [5] (0:11.63)	0:35.10	-1
3	5 ROCKIN' ARTIE Boris Thornton	5	64.2 400m	0:11.66 400m	1:43.01 [3] (0:18.21)	1:24.80 [1] (0:12.03)	1:12.77 [1] (0:12.35)	1:00.42 [2] (0:12.58)	0:47.84 [3] (0:12.25)	0:35.59 [3] (0:11.70)	0:23.89 [3] (0:11.66)	0:35.59	+3
4	1 CHASING JACKLEY Jasper Franklin	6	62.8 Overall	0:11.78 600m	1:43.06 [4] (0:18.39)	1:24.67 [3] (0:12.09)	1:12.58 [3] (0:11.86)	1:00.72 [1] (0:12.53)	0:48.19 [1] (0:12.12)	0:36.07 [1] (0:11.78)	0:24.29 [1] (0:11.86)	0:36.07	+3
5	6 A BIG CHANCE Morgan Butler	7	63.2 600m	0:11.44 600m	1:43.11 [5] (0:19.47)	1:23.64 [9] (0:11.99)	1:11.65 [9] (0:12.33)	0:59.32 [9] (0:12.48)	0:46.84 [9] (0:12.13)	0:34.71 [9] (0:11.44)	0:23.27 [9] (0:11.44)	0:34.71	+1
6	2 ORIGINAL GLAZE Jai Williams	10	61.8 Overall	0:11.79 600m	1:43.23 [6] (0:18.37)	1:24.86 [2] (0:12.05)	1:12.81 [2] (0:12.18)	1:00.63 [3] (0:12.42)	0:48.21 [2] (0:12.15)	0:36.06 [2] (0:11.79)	0:24.27 [2] (0:11.83)	0:36.06	+4
7	8 TIME TO TESTIFY Mark Du Plessis	8	63.3 600m	0:11.56 600m	1:43.35 [7] (0:19.17)	1:24.18 [8] (0:12.01)	1:12.17 [8] (0:12.39)	0:59.78 [8] (0:12.41)	0:47.37 [8] (0:12.13)	0:35.24 [8] (0:11.56)	0:23.68 [7] (0:11.73)	0:35.24	+8
8	12 POWER PACK Emily Lang	3	62.1 400m	0:11.75 400m	1:43.41 [8] (0:18.91)	1:24.50 [6] (0:12.01)	1:12.49 [6] (0:12.40)	1:00.09 [7] (0:12.47)	0:47.62 [7] (0:12.12)	0:35.50 [7] (0:11.81)	0:23.69 [8] (0:11.75)	0:35.50	+7
9	4 SEA PALLING Dan McGillivray	4	62.5 Overall	0:11.82 600m	1:44.30 [9] (0:18.58)	1:25.72 [4] (0:12.03)	1:13.69 [4] (0:12.30)	1:01.39 [4] (0:12.47)	0:48.92 [4] (0:12.30)	0:36.62 [5] (0:11.82)	0:24.80 [5] (0:12.00)	0:36.62	+6

Scratched: Spiele (#9), Tambourine Man (#7), Jenni Inda Jungle (#10)



**Ipswich QLD Professional**  
**Race 8: IMPERIAL RACING BENCHMARK 62 Handicap - 1666m**  
 03 November 2023 - 17:22



Track Rating: Soft 6, Weather: , Rail Position: True Position

Section				200m				Last 600m	
Field Times				0:12.23 (0:12.23)				0:35.87	
Rank	TAB	Horse/Jockey	Barrier	Top Speed [km/h]	Fastest Section	Margin			Distance Travelled [m]
1	11	<b>SPIRIT'S CHARM</b> Les Tilley	2	62.6 400m	0:11.57 400m	0:12.04 [4] (0:12.04)	1:42.86		0:35.23
2	3	<b>EXPECTANT</b> Jaden Lloyd	1	62.9 400m	0:11.63 400m	0:11.83 [5] (0:11.83)	0.5L		0:35.10 -1
3	5	<b>ROCKIN' ARTIE</b> Boris Thornton	5	64.2 400m	0:11.66 400m	0:12.23 [2] (0:12.23)	0.7L		0:35.59 +3
4	1	<b>CHASING JACKLEY</b> Jasper Franklin	6	62.8 Overall	0:11.78 600m	0:12.43 [1] (0:12.43)	0.9L		0:36.07 +3
5	6	<b>A BIG CHANCE</b> Morgan Butler	7	63.2 600m	0:11.44 600m	0:11.83 [6] (0:11.83)	1.1L		0:34.71 +1
6	2	<b>ORIGINAL GLAZE</b> Jai Williams	10	61.8 Overall	0:11.79 600m	0:12.44 [3] (0:12.44)	1.6L		0:36.06 +4
7	8	<b>TIME TO TESTIFY</b> Mark Du Plessis	8	63.3 600m	0:11.56 600m	0:11.95 [7] (0:11.95)	2.1L		0:35.24 +8
8	12	<b>POWER PACK</b> Emily Lang	3	62.1 400m	0:11.75 400m	0:11.94 [8] (0:11.94)	2.3L		0:35.50 +7
9	4	<b>SEA PALLING</b> Dan McGillivray	4	62.5 Overall	0:11.82 600m	0:12.80 [9] (0:12.80)	7.3L		0:36.62 +6

Scratched: Spiele (#9), Tambourine Man (#7), Jenni Inda Jungle (#10)

[ ] Ranking at each section and finish  
 -:-:- No data available at this section  
 NA No data available

SCN Saddle cloth number  
 DNF Did not finish  
 DNT Did not track



Horse/Jockey Name	Spirit's Charm
Final Rank	1
Fastest Section Time (Section)	0:11.57 (400m)
Top Speed [km/h] (Section)	62.6 (400m)
Race State	Finished



### Ipswich QLD Professional

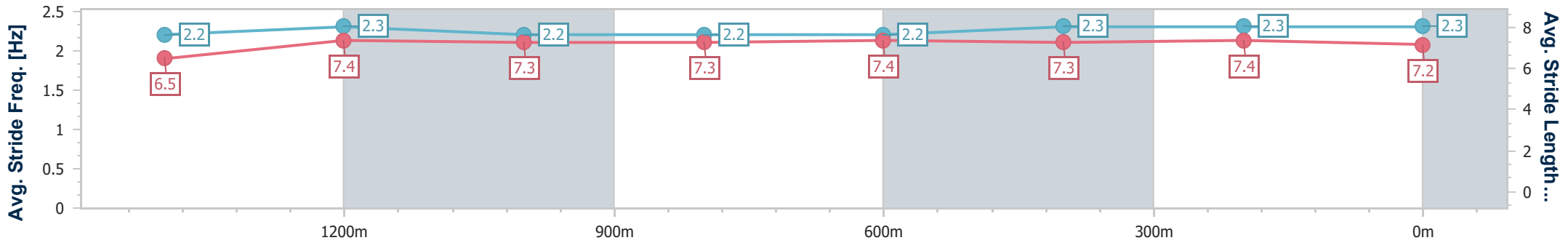
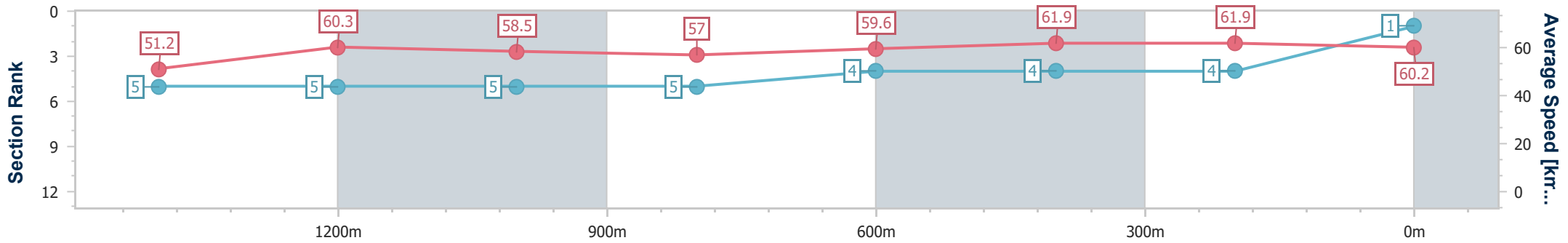
Race 8: IMPERIAL RACING BENCHMARK 62 Handicap - 1666m



03 November 2023 - 17:22

Track Rating: Soft 6, Weather: , Rail Position: True Position

Section	Overall	1400m	1200m	1000m	800m	600m	400m	200m
Section Times	1:42.86 [1] (0:18.73)	1:24.13 [5] (0:11.90)	1:12.23 [5] (0:12.33)	0:59.90 [5] (0:12.61)	0:47.29 [5] (0:12.06)	0:35.23 [4] (0:11.62)	0:23.61 [4] (0:11.57)	0:12.04 [4] (0:12.04)
Average Speed [km/h]	51.2	60.3	58.5	57.0	59.6	61.9	61.9	60.2
Top Speed [km/h]	60.8	60.8	59.8	57.9	60.8	62.6	62.6	61.9
Avg. Dist. to Rail [m]	2.2	0.6	0.2	0.2	0.3	0.7	1.0	1.7
Avg. Stride Freq. [Hz]	2.2	2.3	2.2	2.2	2.2	2.3	2.3	2.3
Avg. Stride Length [m]	6.5	7.4	7.3	7.3	7.4	7.3	7.4	7.2



- [ ] Ranking at each section and finish
- .-.- No data available at this section
- NA No data available



Horse/Jockey Name	Expectant
Final Rank	2
Fastest Section Time (Section)	0:11.63 (400m)
Top Speed [km/h] (Section)	62.9 (400m)
Race State	Finished



### Ipswich QLD Professional

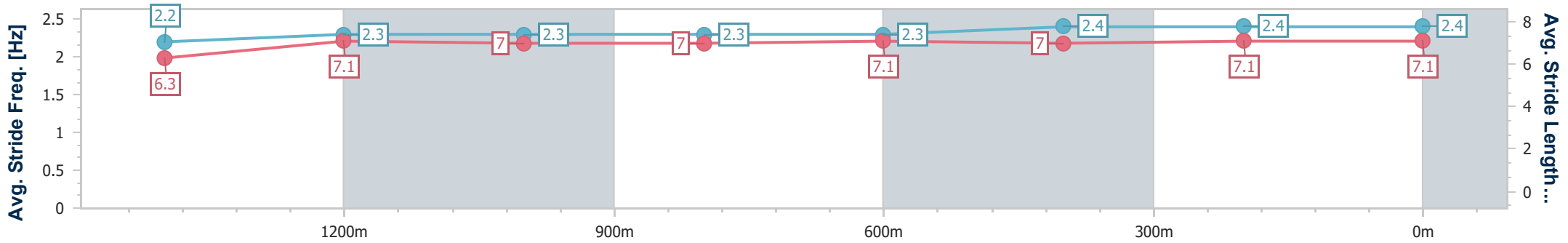
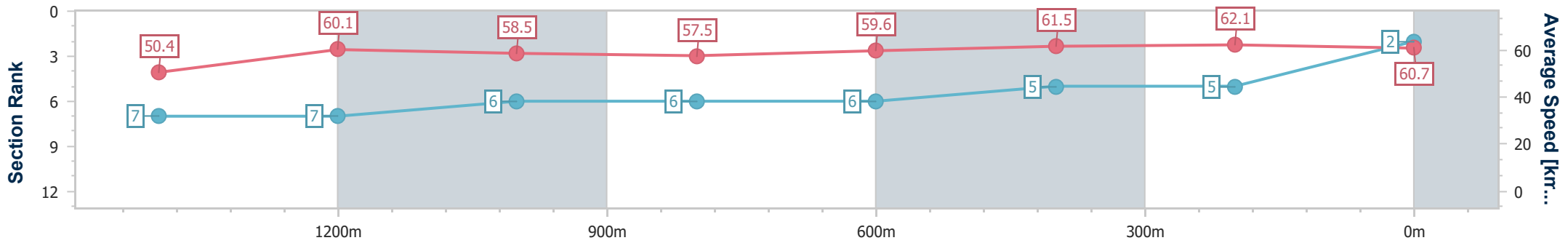
Race 8: IMPERIAL RACING BENCHMARK 62 Handicap - 1666m



03 November 2023 - 17:22

Track Rating: Soft 6, Weather: , Rail Position: True Position

Section	Overall	1400m	1200m	1000m	800m	600m	400m	200m
Section Times	1:42.96 [2] (0:19.00)	1:23.96 [7] (0:11.95)	1:12.01 [7] (0:12.28)	0:59.73 [6] (0:12.54)	0:47.19 [6] (0:12.09)	0:35.10 [6] (0:11.64)	0:23.46 [5] (0:11.63)	0:11.83 [5] (0:11.83)
Average Speed [km/h]	50.4	60.1	58.5	57.5	59.6	61.5	62.1	60.7
Top Speed [km/h]	60.4	60.9	59.7	58.1	61.5	62.9	62.9	61.9
Avg. Dist. to Rail [m]	1.5	0.7	0.2	0.1	0.3	0.7	2.5	6.6
Avg. Stride Freq. [Hz]	2.2	2.3	2.3	2.3	2.3	2.4	2.4	2.4
Avg. Stride Length [m]	6.3	7.1	7.0	7.0	7.1	7.0	7.1	7.1



- [ ] Ranking at each section and finish
- .-.- No data available at this section
- NA No data available



Horse/Jockey Name	Rockin' Artie
Final Rank	3
Fastest Section Time (Section)	0:11.66 (400m)
Top Speed [km/h] (Section)	64.2 (400m)
Race State	Finished



### Ipswich QLD Professional

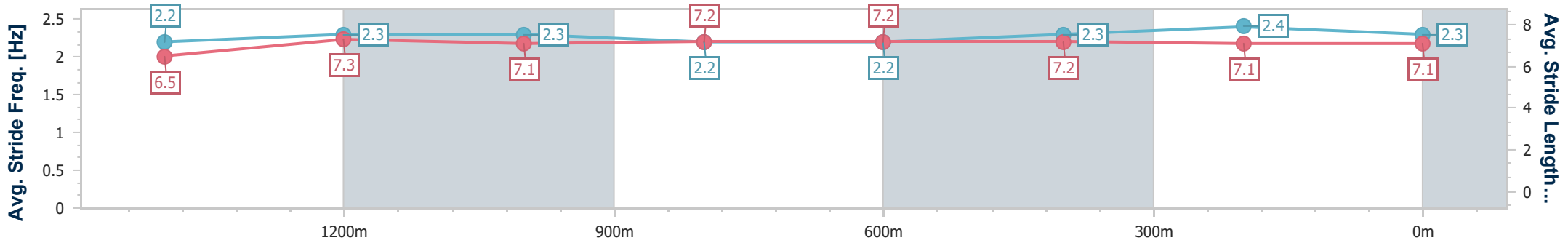
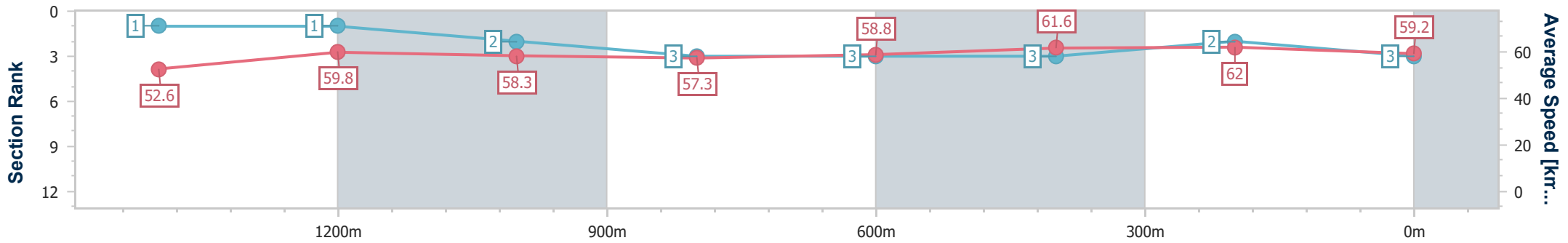
Race 8: IMPERIAL RACING BENCHMARK 62 Handicap - 1666m



03 November 2023 - 17:22

Track Rating: Soft 6, Weather: , Rail Position: True Position

Section	Overall	1400m	1200m	1000m	800m	600m	400m	200m
Section Times	1:43.01 [3] (0:18.21)	1:24.80 [1] (0:12.03)	1:12.77 [1] (0:12.35)	1:00.42 [2] (0:12.58)	0:47.84 [3] (0:12.25)	0:35.59 [3] (0:11.70)	0:23.89 [3] (0:11.66)	0:12.23 [2] (0:12.23)
Average Speed [km/h]	52.6	59.8	58.3	57.3	58.8	61.6	62.0	59.2
Top Speed [km/h]	62.4	61.2	59.1	58.0	60.1	62.5	64.2	62.0
Avg. Dist. to Rail [m]	3.2	0.6	0.2	0.2	0.5	0.5	2.6	5.3
Avg. Stride Freq. [Hz]	2.2	2.3	2.3	2.2	2.2	2.3	2.4	2.3
Avg. Stride Length [m]	6.5	7.3	7.1	7.2	7.2	7.2	7.1	7.1



- [ ] Ranking at each section and finish
- .-.-.- No data available at this section
- NA No data available



Horse/Jockey Name	Chasing Jackley
Final Rank	4
Fastest Section Time (Section)	0:11.78 (600m)
Top Speed [km/h] (Section)	62.8 (Overall)
Race State	Finished



### Ipswich QLD Professional

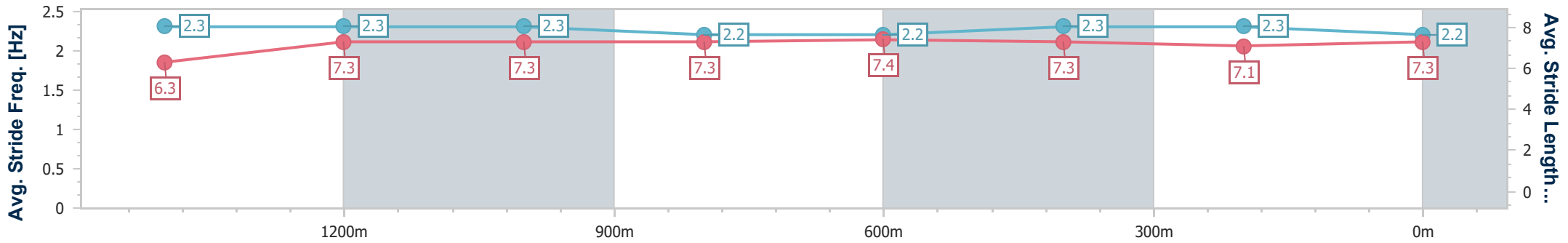
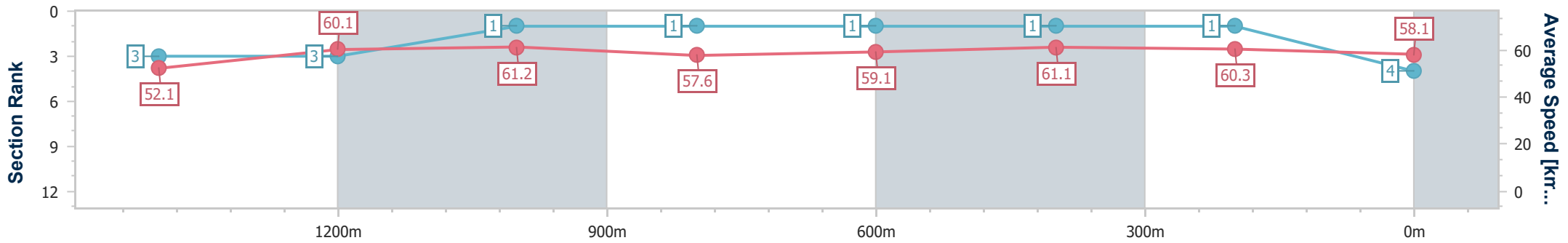
Race 8: IMPERIAL RACING BENCHMARK 62 Handicap - 1666m



03 November 2023 - 17:22

Track Rating: Soft 6, Weather: , Rail Position: True Position

Section	Overall	1400m	1200m	1000m	800m	600m	400m	200m
Section Times	1:43.06 [4] (0:18.39)	1:24.67 [3] (0:12.09)	1:12.58 [3] (0:11.86)	1:00.72 [1] (0:12.53)	0:48.19 [1] (0:12.12)	0:36.07 [1] (0:11.78)	0:24.29 [1] (0:11.86)	0:12.43 [1] (0:12.43)
Average Speed [km/h]	52.1	60.1	61.2	57.6	59.1	61.1	60.3	58.1
Top Speed [km/h]	62.8	61.0	61.9	60.0	60.0	61.6	61.6	59.7
Avg. Dist. to Rail [m]	5.1	1.5	1.9	0.2	0.4	0.7	0.9	0.3
Avg. Stride Freq. [Hz]	2.3	2.3	2.3	2.2	2.2	2.3	2.3	2.2
Avg. Stride Length [m]	6.3	7.3	7.3	7.3	7.4	7.3	7.1	7.3



- [ ] Ranking at each section and finish
- .-.- No data available at this section
- NA No data available



Horse/Jockey Name	A Big Chance
Final Rank	5
Fastest Section Time (Section)	0:11.44 (600m)
Top Speed [km/h] (Section)	63.2 (600m)
Race State	Finished



### Ipswich QLD Professional

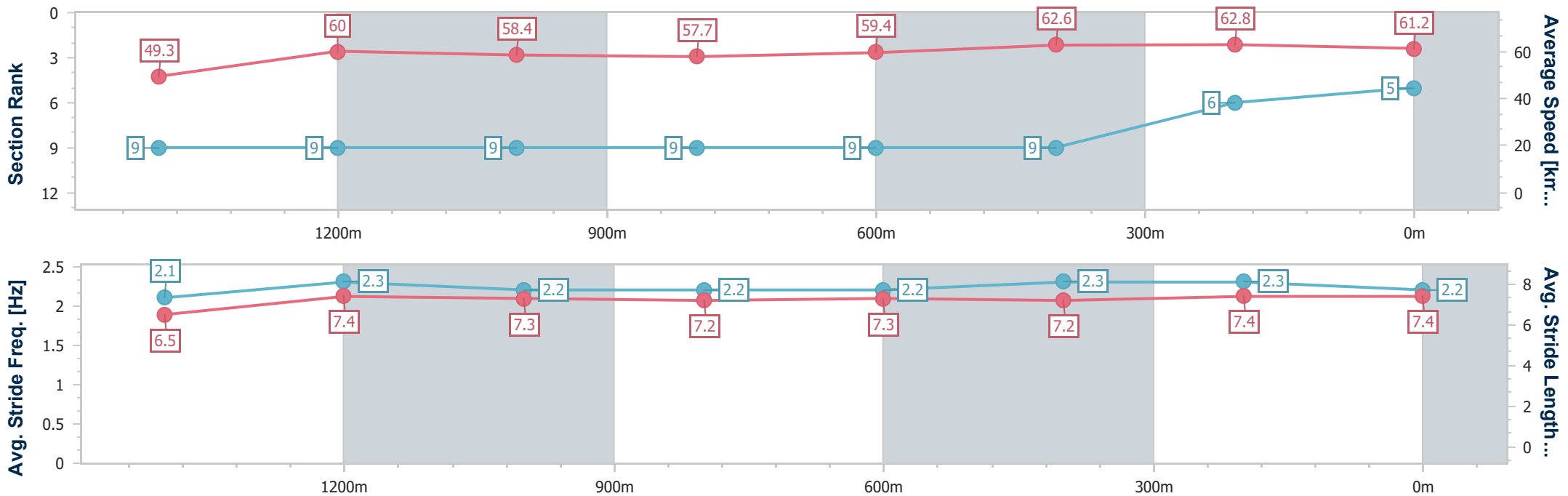
Race 8: IMPERIAL RACING BENCHMARK 62 Handicap - 1666m



03 November 2023 - 17:22

Track Rating: Soft 6, Weather: , Rail Position: True Position

Section	Overall	1400m	1200m	1000m	800m	600m	400m	200m
Section Times	1:43.11 [5] (0:19.47)	1:23.64 [9] (0:11.99)	1:11.65 [9] (0:12.33)	0:59.32 [9] (0:12.48)	0:46.84 [9] (0:12.13)	0:34.71 [9] (0:11.44)	0:23.27 [9] (0:11.44)	0:11.83 [6] (0:11.83)
Average Speed [km/h]	49.3	60.0	58.4	57.7	59.4	62.6	62.8	61.2
Top Speed [km/h]	60.1	62.0	59.3	58.8	63.1	63.2	63.1	62.6
Avg. Dist. to Rail [m]	4.4	0.3	0.2	0.3	0.2	0.8	1.0	2.7
Avg. Stride Freq. [Hz]	2.1	2.3	2.2	2.2	2.2	2.3	2.3	2.2
Avg. Stride Length [m]	6.5	7.4	7.3	7.2	7.3	7.2	7.4	7.4



- [ ] Ranking at each section and finish
- .-.- No data available at this section
- NA No data available



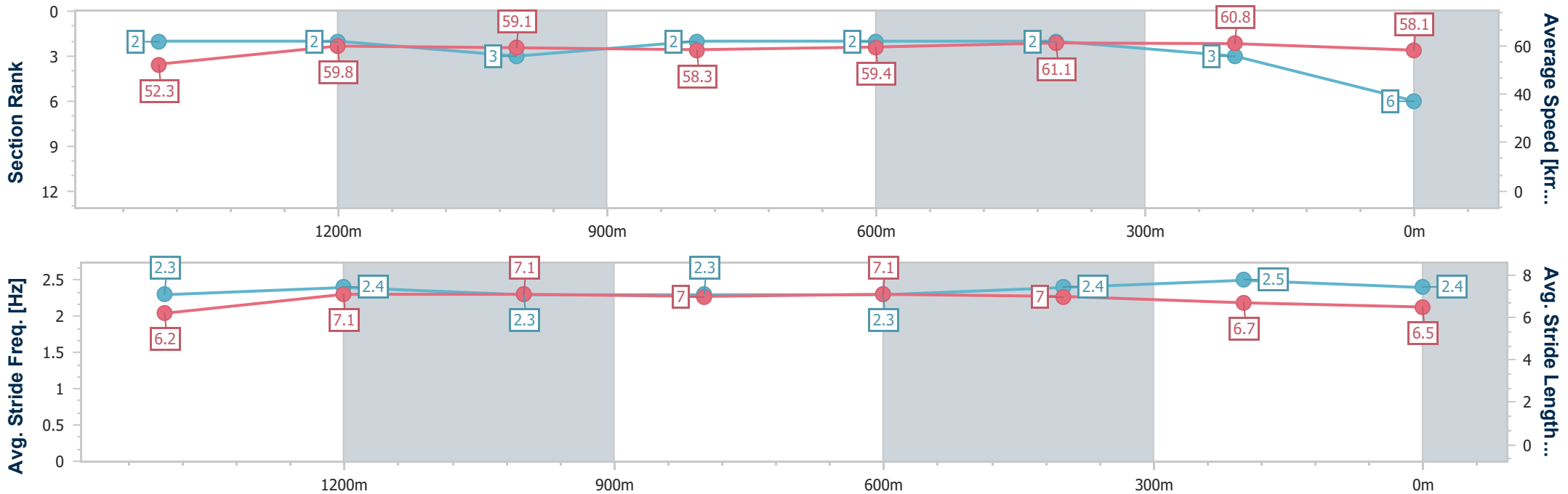
Horse/Jockey Name	Original Glaze
Final Rank	6
Fastest Section Time (Section)	0:11.79 (600m)
Top Speed [km/h] (Section)	61.8 (Overall)
Race State	Finished



Ipswich QLD Professional  
 Race 8: IMPERIAL RACING BENCHMARK 62 Handicap - 1666m  
 03 November 2023 - 17:22  
 Track Rating: Soft 6, Weather: , Rail Position: True Position



Section	Overall	1400m	1200m	1000m	800m	600m	400m	200m
Section Times	1:43.23 [6] (0:18.37)	1:24.86 [2] (0:12.05)	1:12.81 [2] (0:12.18)	1:00.63 [3] (0:12.42)	0:48.21 [2] (0:12.15)	0:36.06 [2] (0:11.79)	0:24.27 [2] (0:11.83)	0:12.44 [3] (0:12.44)
Average Speed [km/h]	52.3	59.8	59.1	58.3	59.4	61.1	60.8	58.1
Top Speed [km/h]	61.8	61.3	60.2	59.5	60.3	61.7	61.8	59.7
Avg. Dist. to Rail [m]	5.6	0.3	0.7	0.9	0.7	0.6	1.2	3.6
Avg. Stride Freq. [Hz]	2.3	2.4	2.3	2.3	2.3	2.4	2.5	2.4
Avg. Stride Length [m]	6.2	7.1	7.1	7.0	7.1	7.0	6.7	6.5



- [ ] Ranking at each section and finish
- .-.- No data available at this section
- NA No data available





Horse/Jockey Name	Time To Testify
Final Rank	7
Fastest Section Time (Section)	0:11.56 (600m)
Top Speed [km/h] (Section)	63.3 (600m)
Race State	Finished



### Ipswich QLD Professional

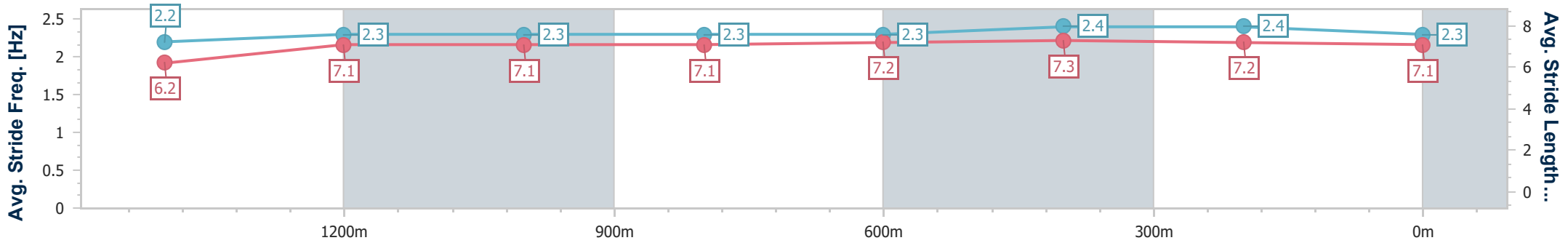
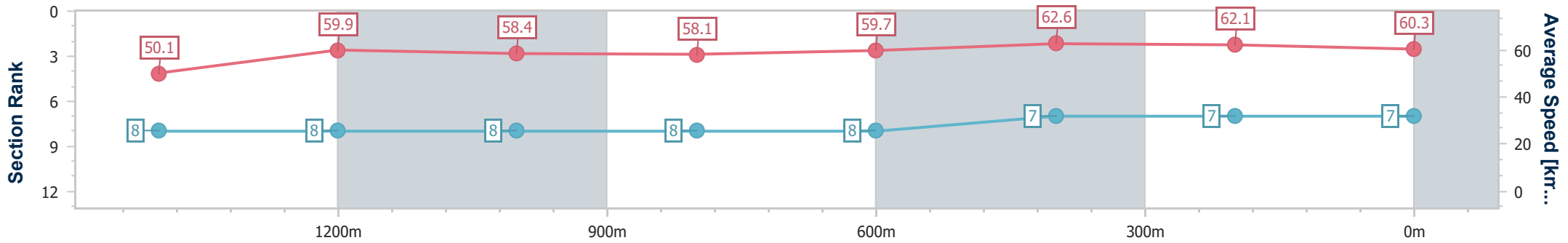
Race 8: IMPERIAL RACING BENCHMARK 62 Handicap - 1666m



03 November 2023 - 17:22

Track Rating: Soft 6, Weather: , Rail Position: True Position

Section	Overall	1400m	1200m	1000m	800m	600m	400m	200m
Section Times	1:43.35 [7] (0:19.17)	1:24.18 [8] (0:12.01)	1:12.17 [8] (0:12.39)	0:59.78 [8] (0:12.41)	0:47.37 [8] (0:12.13)	0:35.24 [8] (0:11.56)	0:23.68 [7] (0:11.73)	0:11.95 [7] (0:11.95)
Average Speed [km/h]	50.1	59.9	58.4	58.1	59.7	62.6	62.1	60.3
Top Speed [km/h]	59.9	61.1	59.9	58.9	61.6	63.3	63.2	61.7
Avg. Dist. to Rail [m]	4.7	0.2	0.8	1.3	0.9	1.9	3.8	6.0
Avg. Stride Freq. [Hz]	2.2	2.3	2.3	2.3	2.3	2.4	2.4	2.3
Avg. Stride Length [m]	6.2	7.1	7.1	7.1	7.2	7.3	7.2	7.1



- [ ] Ranking at each section and finish
- .-.- No data available at this section
- NA No data available



Horse/Jockey Name	Power Pack
Final Rank	8
Fastest Section Time (Section)	0:11.75 (400m)
Top Speed [km/h] (Section)	62.1 (400m)
Race State	Finished



### Ipswich QLD Professional

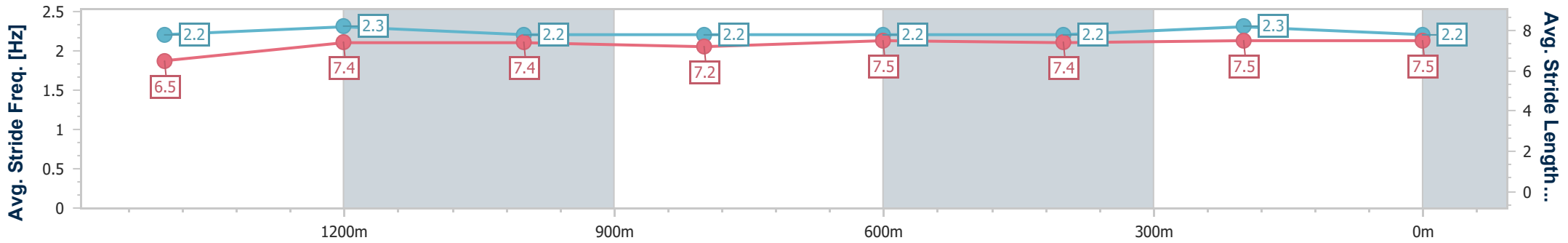
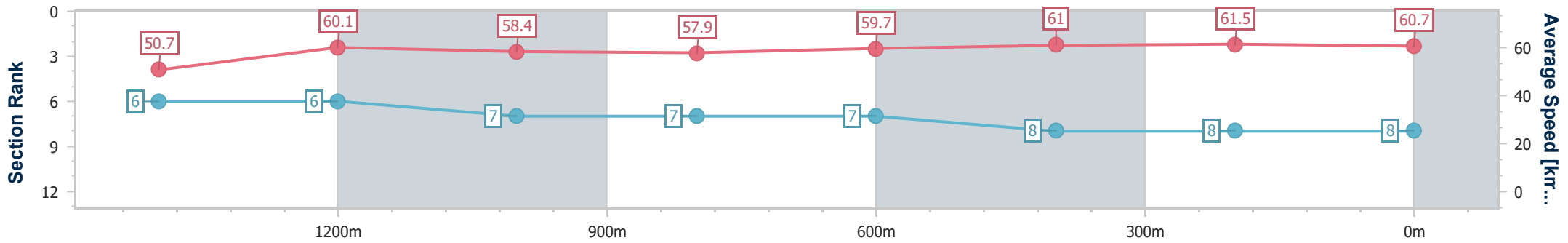
Race 8: IMPERIAL RACING BENCHMARK 62 Handicap - 1666m



03 November 2023 - 17:22

Track Rating: Soft 6, Weather: , Rail Position: True Position

Section	Overall	1400m	1200m	1000m	800m	600m	400m	200m
Section Times	1:43.41 [8] (0:18.91)	1:24.50 [6] (0:12.01)	1:12.49 [6] (0:12.40)	1:00.09 [7] (0:12.47)	0:47.62 [7] (0:12.12)	0:35.50 [7] (0:11.81)	0:23.69 [8] (0:11.75)	0:11.94 [8] (0:11.94)
Average Speed [km/h]	50.7	60.1	58.4	57.9	59.7	61.0	61.5	60.7
Top Speed [km/h]	59.6	61.2	59.6	58.8	61.5	62.0	62.1	61.9
Avg. Dist. to Rail [m]	2.8	0.8	1.3	1.2	0.7	0.6	1.6	4.1
Avg. Stride Freq. [Hz]	2.2	2.3	2.2	2.2	2.2	2.2	2.3	2.2
Avg. Stride Length [m]	6.5	7.4	7.4	7.2	7.5	7.4	7.5	7.5



- [ ] Ranking at each section and finish
- .-.- No data available at this section
- NA No data available



Horse/Jockey Name	Sea Palling
Final Rank	9
Fastest Section Time (Section)	0:11.82 (600m)
Top Speed [km/h] (Section)	62.5 (Overall)
Race State	Finished



### Ipswich QLD Professional

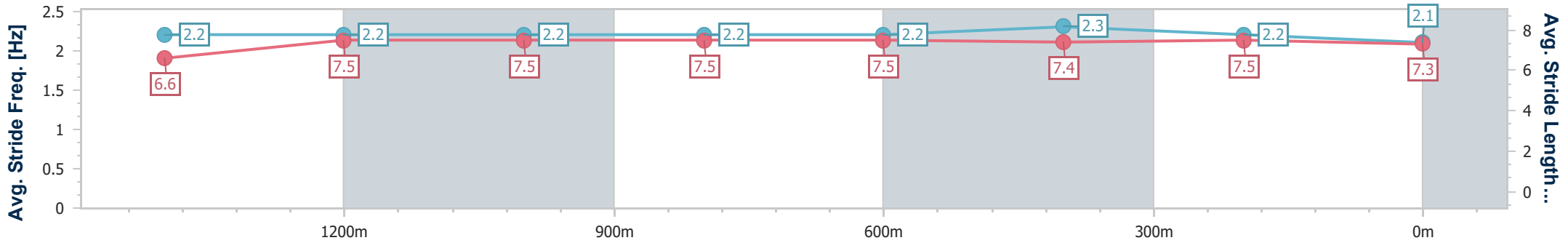
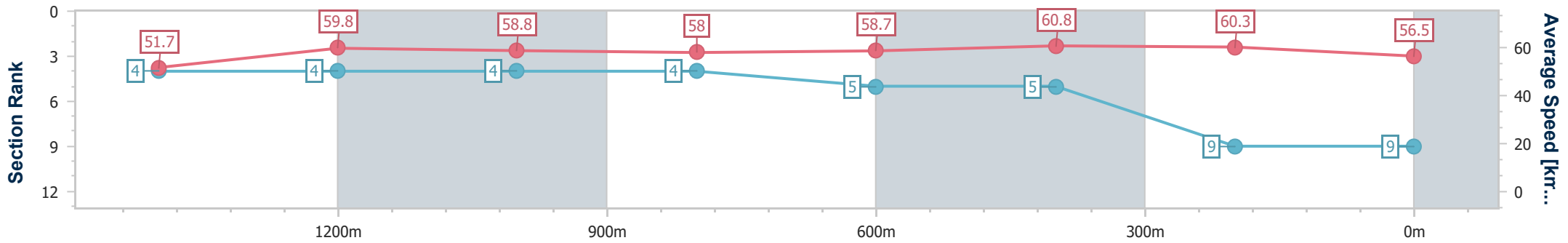
Race 8: IMPERIAL RACING BENCHMARK 62 Handicap - 1666m



03 November 2023 - 17:22

Track Rating: Soft 6, Weather: , Rail Position: True Position

Section	Overall	1400m	1200m	1000m	800m	600m	400m	200m
Section Times	1:44.30 [9] (0:18.58)	1:25.72 [4] (0:12.03)	1:13.69 [4] (0:12.30)	1:01.39 [4] (0:12.47)	0:48.92 [4] (0:12.30)	0:36.62 [5] (0:11.82)	0:24.80 [5] (0:12.00)	0:12.80 [9] (0:12.80)
Average Speed [km/h]	51.7	59.8	58.8	58.0	58.7	60.8	60.3	56.5
Top Speed [km/h]	62.5	61.0	60.1	58.3	59.5	62.1	62.0	59.3
Avg. Dist. to Rail [m]	4.0	0.4	0.9	1.0	0.9	0.3	2.6	5.6
Avg. Stride Freq. [Hz]	2.2	2.2	2.2	2.2	2.2	2.3	2.2	2.1
Avg. Stride Length [m]	6.6	7.5	7.5	7.5	7.5	7.4	7.5	7.3



- [ ] Ranking at each section and finish
- .-.- No data available at this section
- NA No data available