



Doomben QLD Professional

Race 6: LADBROKES LIVE BETTING BENCHMARK 65 Handicap - 1660m

22 November 2023 - 16:49



BRISBANE
RACING CLUB

Track Rating: Heavy 8, Weather: Overcast, Rail Position: +10m Entire Course

Section														
Field Times	Overall	1400m	1200m	1000m	800m	600m	400m	Last 600m						
	1:41.30 (0:17.38)	1:23.92 (0:11.32)	1:12.60 (0:11.67)	1:00.93 (0:12.23)	0:48.70 (0:12.45)	0:36.25 (0:12.08)	0:24.17 (0:11.76)	0:36.25						
Rank	TAB	Horse/Jockey	Barrier	Top Speed [km/h]	Fastest Section	Overall	1400m	1200m	1000m	800m	600m	400m	Last 600m	Distance Travelled [m]
1	9	FLEUR DU MONDE Damien Thornton	5	64.2	0:11.50	1:41.30 [1] (0:17.73)	1:23.57 [5] (0:11.81)	1:11.76 [6] (0:11.59)	1:00.17 [6] (0:12.20)	0:47.97 [6] (0:12.39)	0:35.58 [6] (0:12.02)	0:23.56 [5] (0:11.50)	0:35.58	
2	4	MOKTAFFY James Orman	12	65.1	0:11.34	1:41.40 [2] (0:18.23)	1:23.17 [9] (0:11.65)	1:11.52 [9] (0:11.66)	0:59.86 [9] (0:12.01)	0:47.85 [8] (0:12.37)	0:35.48 [8] (0:12.06)	0:23.42 [7] (0:11.34)	0:35.48	-1
3	6	TALK TIME Ryan Maloney	6	65.3	0:11.54	1:41.46 [3] (0:17.52)	1:23.94 [3] (0:11.54)	1:12.40 [3] (0:11.69)	1:00.71 [3] (0:12.22)	0:48.49 [3] (0:12.40)	0:36.09 [3] (0:11.99)	0:24.10 [2] (0:11.70)	0:36.09	-8
4	7	BINDING Cejay Graham	13	64.8	0:11.31	1:41.50 [4] (0:17.39)	1:24.11 [2] (0:11.31)	1:12.80 [1] (0:11.67)	1:01.13 [1] (0:12.23)	0:48.90 [1] (0:12.45)	0:36.45 [1] (0:12.08)	0:24.37 [1] (0:11.76)	0:36.45	-13
5	10	SPIRIT'S CHARM Les Tilley	7	63.8	0:11.60	1:42.10 [5] (0:17.98)	1:24.12 [7] (0:11.70)	1:12.42 [8] (0:11.68)	1:00.74 [8] (0:12.29)	0:48.45 [9] (0:12.38)	0:36.07 [10] (0:12.02)	0:24.05 [8] (0:11.60)	0:36.07	-3
6	13	ROCKIN' ARTIE Boris Thornton	1	63.6	0:11.48	1:42.10 [6] (0:17.72)	1:24.38 [4] (0:11.48)	1:12.90 [4] (0:11.64)	1:01.26 [4] (0:12.19)	0:49.07 [4] (0:12.40)	0:36.67 [4] (0:12.10)	0:24.57 [4] (0:11.79)	0:36.67	-12
7	1	BANDIT Yvette Lewis	18	64.6	0:11.56	1:42.54 [7] (0:17.81)	1:24.73 [6] (0:11.58)	1:13.15 [5] (0:11.56)	1:01.59 [5] (0:12.25)	0:49.34 [5] (0:12.45)	0:36.89 [5] (0:12.15)	0:24.74 [6] (0:11.77)	0:36.89	-2
8	12	TEXAS STORM Jake Molloy	17	65.4	0:11.44	1:42.73 [8] (0:17.38)	1:25.35 [1] (0:11.44)	1:13.91 [2] (0:11.72)	1:02.19 [2] (0:12.22)	0:49.97 [2] (0:12.46)	0:37.51 [2] (0:12.25)	0:25.26 [3] (0:12.29)	0:37.51	-7
9	2	FINSCEAL Martin Harley	8	63.5	0:11.57	1:42.83 [9] (0:18.54)	1:24.29 [10] (0:11.57)	1:12.72 [10] (0:11.69)	1:01.03 [10] (0:12.00)	0:49.03 [10] (0:12.18)	0:36.85 [9] (0:12.14)	0:24.71 [10] (0:11.85)	0:36.85	-2
10	8	SELLING SUNSET Dan McGillivray	4	64.2	0:11.55	1:42.98 [10] (0:18.10)	1:24.88 [8] (0:11.55)	1:13.33 [7] (0:11.64)	1:01.69 [7] (0:12.19)	0:49.50 [7] (0:12.44)	0:37.06 [7] (0:12.19)	0:24.87 [9] (0:11.87)	0:37.06	-8

Scratched: Springthorpe (#5), Prefer Us (#11), Prosperina (#17), Redente Choice (#14), Tambourine Man (#18), Encompass (#16), Strongbow (#15), Greek Star (#3)

[] Ranking at each section and finish
 -:-:- No data available at this section
 NA No data available

SCN Saddle cloth number
 DNF Did not finish
 DNT Did not track



Doomben QLD Professional

Race 6: LADBROKES LIVE BETTING BENCHMARK 65 Handicap - 1660m

22 November 2023 - 16:49



BRISBANE
RACING CLUB

Track Rating: Heavy 8, Weather: Overcast, Rail Position: +10m Entire Course

Section				200m				Last 600m	
Field Times				0:12.41 (0:12.41)				0:36.25	
Rank	TAB	Horse/Jockey	Barrier	Top Speed [km/h]	Fastest Section	Margin			Distance Travelled [m]
1	9	FLEUR DU MONDE Damien Thornton	5	64.2 Overall	0:11.50 400m	0:12.06 [3] (0:12.06)	1:41.30		0:35.58
2	4	MOKTAFFY James Orman	12	65.1 400m	0:11.34 400m	0:12.08 [5] (0:12.08)	0.62L		0:35.48 -1
3	6	TALK TIME Ryan Maloney	6	65.3 Overall	0:11.54 1400m	0:12.40 [2] (0:12.40)	0.94L		0:36.09 -8
4	7	BINDING Cejay Graham	13	64.8 1400m	0:11.31 1400m	0:12.61 [1] (0:12.61)	1.2L		0:36.45 -13
5	10	SPIRIT'S CHARM Les Tilley	7	63.8 1400m	0:11.60 400m	0:12.45 [7] (0:12.45)	4.7L		0:36.07 -3
6	13	ROCKIN' ARTIE Boris Thornton	1	63.6 1400m	0:11.48 1400m	0:12.78 [4] (0:12.78)	4.71L		0:36.67 -12
7	1	BANDIT Yvette Lewis	18	64.6 1400m	0:11.56 1200m	0:12.97 [6] (0:12.97)	7.32L		0:36.89 -2
8	12	TEXAS STORM Jake Molloy	17	65.4 Overall	0:11.44 1400m	0:12.97 [8] (0:12.97)	8.43L		0:37.51 -7
9	2	FINSCEAL Martin Harley	8	63.5 1400m	0:11.57 1400m	0:12.86 [9] (0:12.86)	9.03L		0:36.85 -2
10	8	SELLING SUNSET Dan McGillivray	4	64.2 1400m	0:11.55 1400m	0:13.00 [10] (0:13.00)	9.92L		0:37.06 -8

Scratched: Springthorpe (#5), Prefer Us (#11), Prosperina (#17), Redente Choice (#14), Tambourine Man (#18), Encompass (#16), Strongbow (#15), Greek Star (#3)

[] Ranking at each section and finish
-:--:- No data available at this section
NA No data available

SCN Saddle cloth number
DNF Did not finish
DNT Did not track



Horse/Jockey Name	Fleur Du Monde
Final Rank	1
Fastest Section Time (Section)	0:11.50 (400m)
Top Speed [km/h] (Section)	64.2 (Overall)
Race State	Finished



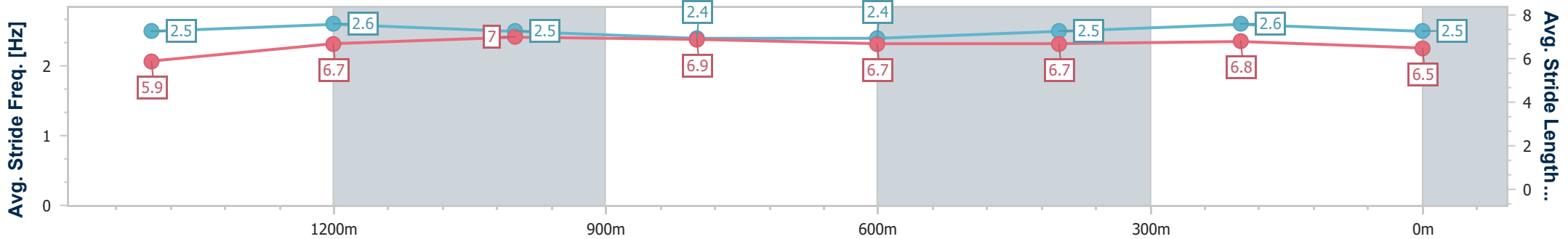
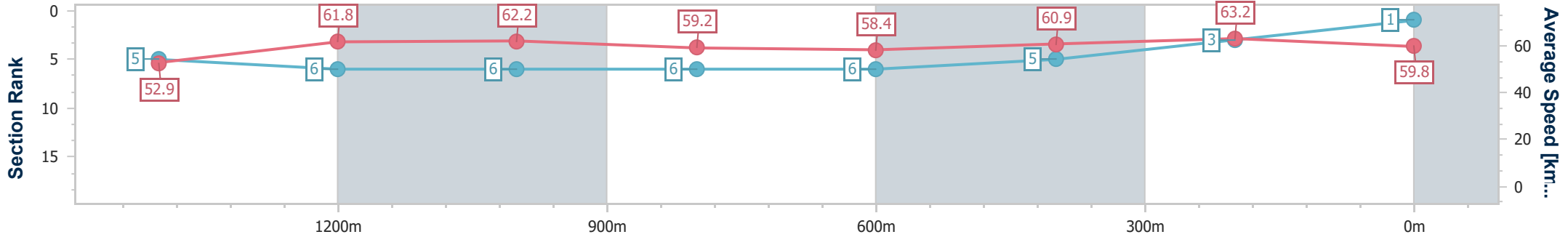
Doomben QLD Professional
Race 6: LADBROKES LIVE BETTING BENCHMARK 65
Handicap - 1660m



BRISBANE
RACING CLUB

22 November 2023 - 16:49
 Track Rating: Heavy 8, Weather: Overcast, Rail Position: +10m
 Entire Course

Section	Overall	1400m	1200m	1000m	800m	600m	400m	200m
Section Times	1:41.30 [1] (0:17.73)	1:23.57 [5] (0:11.81)	1:11.76 [6] (0:11.59)	1:00.17 [6] (0:12.20)	0:47.97 [6] (0:12.39)	0:35.58 [6] (0:12.02)	0:23.56 [5] (0:11.50)	0:12.06 [3] (0:12.06)
Average Speed [km/h]	52.9	61.8	62.2	59.2	58.4	60.9	63.2	59.8
Top Speed [km/h]	64.2	63.0	63.5	60.9	61.0	62.2	64.2	63.5
Avg. Dist. to Rail [m]	0.5	2.6	3.1	1.8	1.0	3.3	5.5	6.2
Avg. Stride Freq. [Hz]	2.5	2.6	2.5	2.4	2.4	2.5	2.6	2.5
Avg. Stride Length [m]	5.9	6.7	7.0	6.9	6.7	6.7	6.8	6.5



- [] Ranking at each section and finish
- .-.- No data available at this section
- NA No data available



Horse/Jockey Name	Moktaffy
Final Rank	2
Fastest Section Time (Section)	0:11.34 (400m)
Top Speed [km/h] (Section)	65.1 (400m)
Race State	Finished



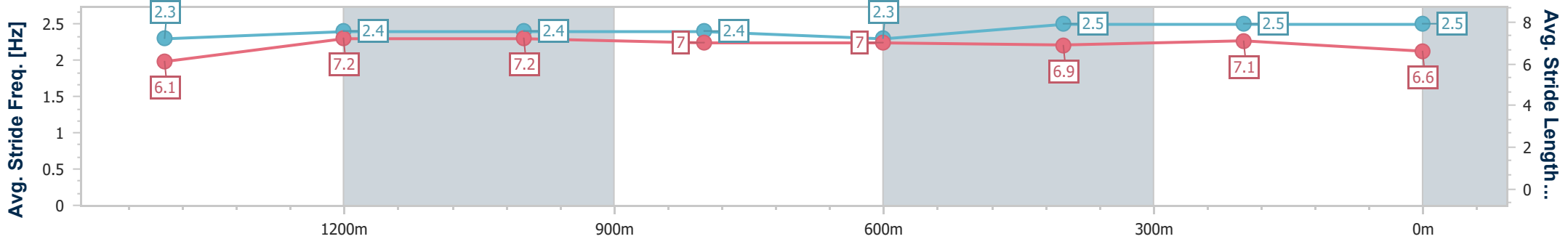
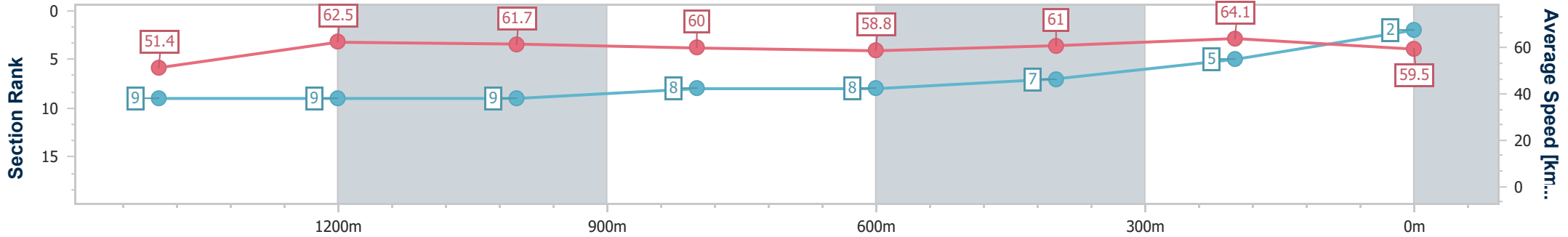
Doomben QLD Professional
Race 6: LADBROKES LIVE BETTING BENCHMARK 65
Handicap - 1660m



BRISBANE
RACING CLUB

22 November 2023 - 16:49
 Track Rating: Heavy 8, Weather: Overcast, Rail Position: +10m
 Entire Course

Section	Overall	1400m	1200m	1000m	800m	600m	400m	200m						
Section Times	1:41.40 [2] (0:18.23)	1:23.17 [9] (0:11.65)	1:11.52 [9] (0:11.66)	0:59.86 [9] (0:12.01)	0:47.85 [8] (0:12.37)	0:35.48 [8] (0:12.06)	0:23.42 [7] (0:11.34)	0:12.08 [5] (0:12.08)						
Average Speed [km/h]	51.4	62.5	61.7	60.0	58.8	61.0	64.1	59.5						
Top Speed [km/h]	63.4	63.8	62.7	62.9	59.8	62.6	65.1	63.9						
Avg. Dist. to Rail [m]	1.6	2.2	2.6	0.8	1.6	4.1	4.0	2.9						
Avg. Stride Freq. [Hz]	2.3	2.4	2.4	2.4	2.3	2.5	2.5	2.5						
Avg. Stride Length [m]	6.1	7.2	7.2	7.0	7.0	6.9	7.1	6.6						



- [] Ranking at each section and finish
- .-.- No data available at this section
- NA No data available



Horse/Jockey Name	Talk Time
Final Rank	3
Fastest Section Time (Section)	0:11.54 (1400m)
Top Speed [km/h] (Section)	65.3 (Overall)
Race State	Finished



Doomben QLD Professional
Race 6: LADBROKES LIVE BETTING BENCHMARK 65
Handicap - 1660m

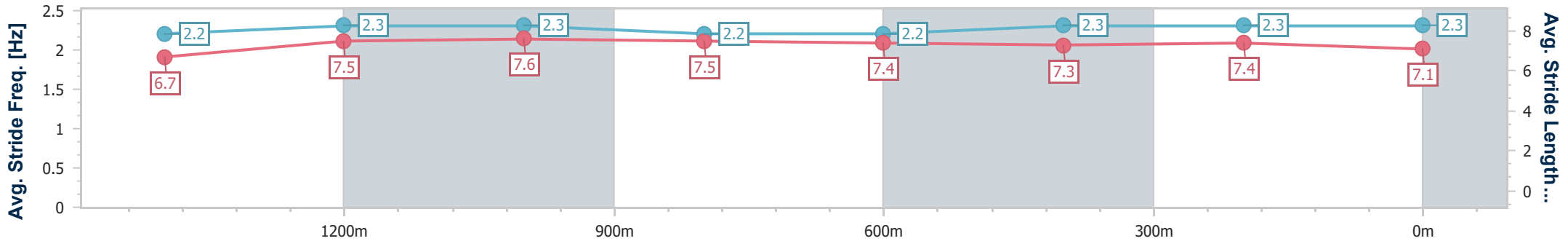
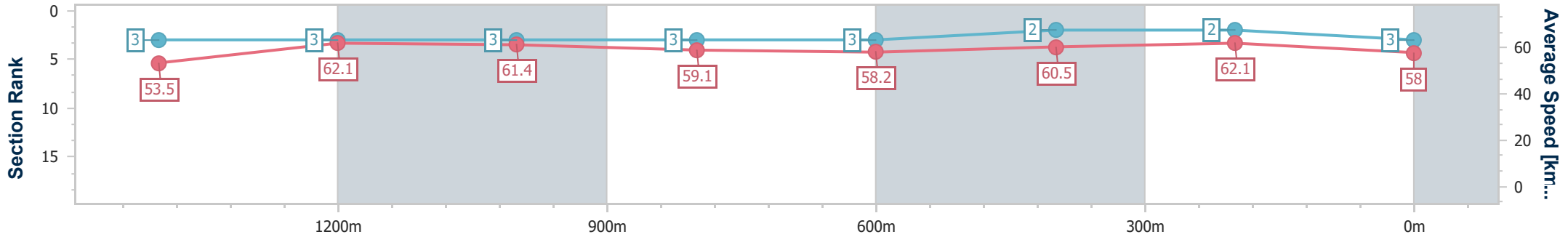
22 November 2023 - 16:49

Track Rating: Heavy 8, Weather: Overcast, Rail Position: +10m
 Entire Course



BRISBANE
RACING CLUB

Section	Overall	1400m	1200m	1000m	800m	600m	400m	200m					
Section Times	1:41.46 [3] (0:17.52)	1:23.94 [3] (0:11.54)	1:12.40 [3] (0:11.69)	1:00.71 [3] (0:12.22)	0:48.49 [3] (0:12.40)	0:36.09 [3] (0:11.99)	0:24.10 [2] (0:11.70)	0:12.40 [2] (0:12.40)					
Average Speed [km/h]	53.5	62.1	61.4	59.1	58.2	60.5	62.1	58.0					
Top Speed [km/h]	65.3	63.6	62.9	60.2	59.1	62.4	63.1	61.4					
Avg. Dist. to Rail [m]	0.5	0.8	0.3	0.3	0.7	1.7	2.4	3.0					
Avg. Stride Freq. [Hz]	2.2	2.3	2.3	2.2	2.2	2.3	2.3	2.3					
Avg. Stride Length [m]	6.7	7.5	7.6	7.5	7.4	7.3	7.4	7.1					



- [] Ranking at each section and finish
- .-.- No data available at this section
- NA No data available



Horse/Jockey Name	Binding
Final Rank	4
Fastest Section Time (Section)	0:11.31 (1400m)
Top Speed [km/h] (Section)	64.8 (1400m)
Race State	Finished



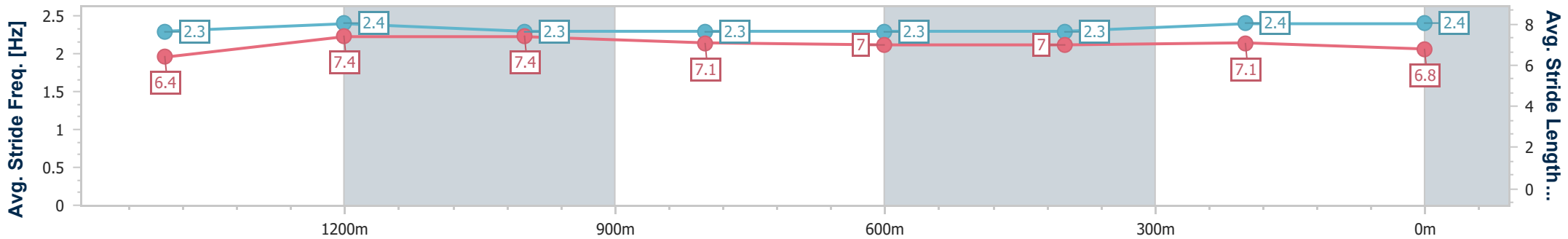
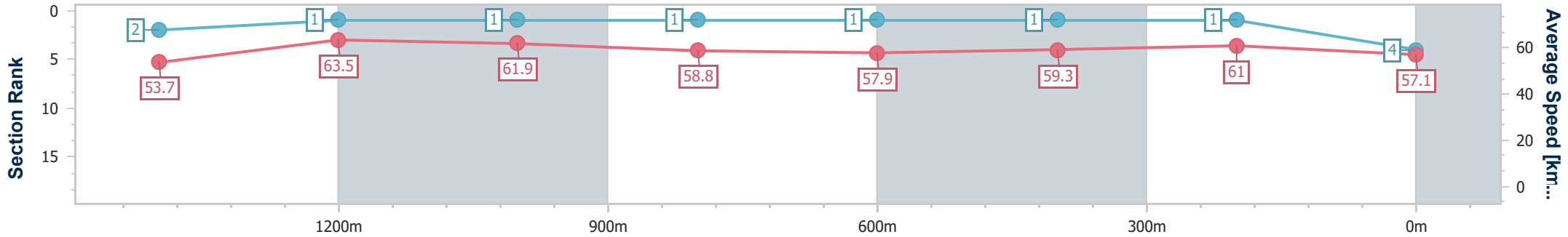
Doomben QLD Professional
Race 6: LADBROKES LIVE BETTING BENCHMARK 65
Handicap - 1660m



22 November 2023 - 16:49
 Track Rating: Heavy 8, Weather: Overcast, Rail Position: +10m
 Entire Course

BRISBANE
 RACING CLUB

Section	Overall	1400m	1200m	1000m	800m	600m	400m	200m						
Section Times	1:41.50 [4] (0:17.39)	1:24.11 [2] (0:11.31)	1:12.80 [1] (0:11.67)	1:01.13 [1] (0:12.23)	0:48.90 [1] (0:12.45)	0:36.45 [1] (0:12.08)	0:24.37 [1] (0:11.76)	0:12.61 [1] (0:12.61)						
Average Speed [km/h]	53.7	63.5	61.9	58.8	57.9	59.3	61.0	57.1						
Top Speed [km/h]	64.1	64.8	63.2	60.6	59.5	60.3	62.0	60.4						
Avg. Dist. to Rail [m]	2.0	0.4	0.7	0.6	0.4	0.9	0.9	1.1						
Avg. Stride Freq. [Hz]	2.3	2.4	2.3	2.3	2.3	2.3	2.4	2.4						
Avg. Stride Length [m]	6.4	7.4	7.4	7.1	7.0	7.0	7.1	6.8						



- [] Ranking at each section and finish
- .-.- No data available at this section
- NA No data available



Horse/Jockey Name	Spirit's Charm
Final Rank	5
Fastest Section Time (Section)	0:11.60 (400m)
Top Speed [km/h] (Section)	63.8 (1400m)
Race State	Finished



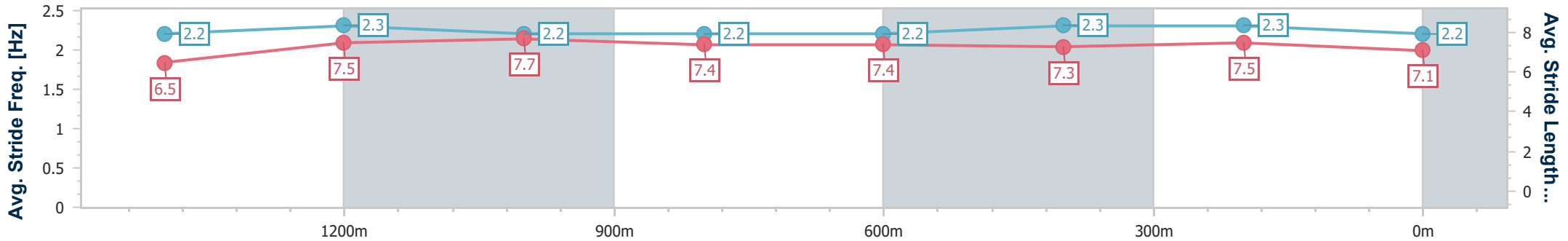
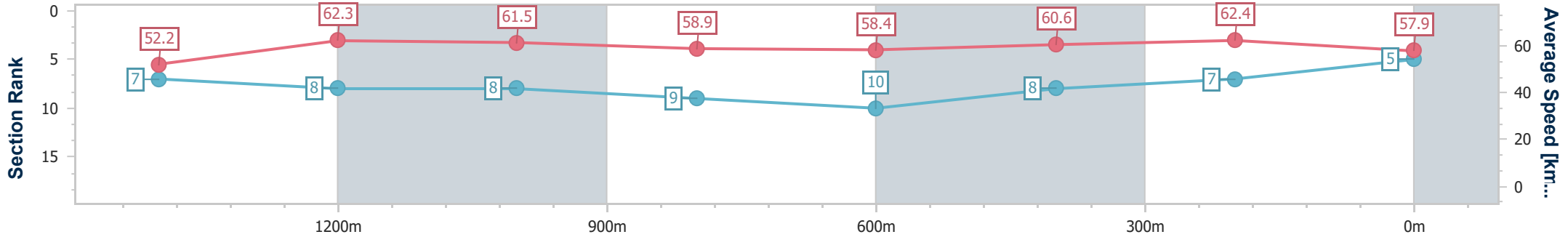
Doomben QLD Professional
Race 6: LADBROKES LIVE BETTING BENCHMARK 65
Handicap - 1660m



22 November 2023 - 16:49
 Track Rating: Heavy 8, Weather: Overcast, Rail Position: +10m
 Entire Course

BRISBANE
 RACING CLUB

Section	Overall	1400m	1200m	1000m	800m	600m	400m	200m						
Section Times	1:42.10 [5] (0:17.98)	1:24.12 [7] (0:11.70)	1:12.42 [8] (0:11.68)	1:00.74 [8] (0:12.29)	0:48.45 [9] (0:12.38)	0:36.07 [10] (0:12.02)	0:24.05 [8] (0:11.60)	0:12.45 [7] (0:12.45)						
Average Speed [km/h]	52.2	62.3	61.5	58.9	58.4	60.6	62.4	57.9						
Top Speed [km/h]	62.9	63.8	62.9	61.0	59.2	62.4	63.3	60.7						
Avg. Dist. to Rail [m]	1.0	2.3	2.5	1.6	0.9	2.4	4.0	5.0						
Avg. Stride Freq. [Hz]	2.2	2.3	2.2	2.2	2.2	2.3	2.3	2.2						
Avg. Stride Length [m]	6.5	7.5	7.7	7.4	7.4	7.3	7.5	7.1						



- [] Ranking at each section and finish
- .-.- No data available at this section
- NA No data available



Horse/Jockey Name	Rockin' Artie
Final Rank	6
Fastest Section Time (Section)	0:11.48 (1400m)
Top Speed [km/h] (Section)	63.6 (1400m)
Race State	Finished



Doomben QLD Professional
Race 6: LADBROKES LIVE BETTING BENCHMARK 65
Handicap - 1660m

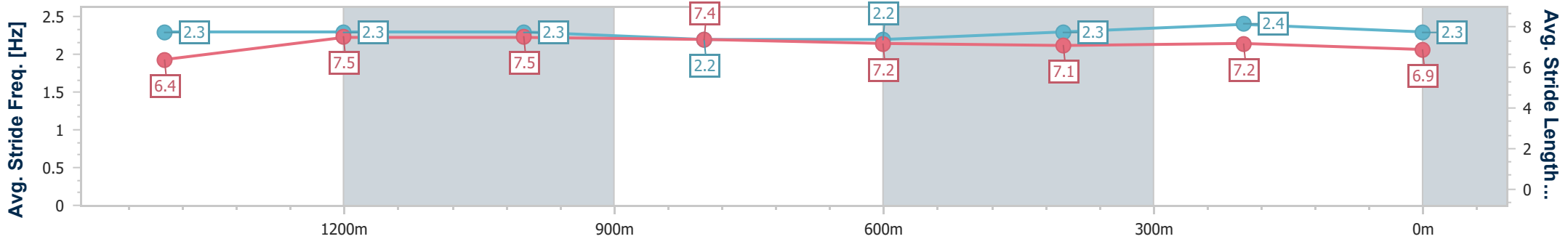
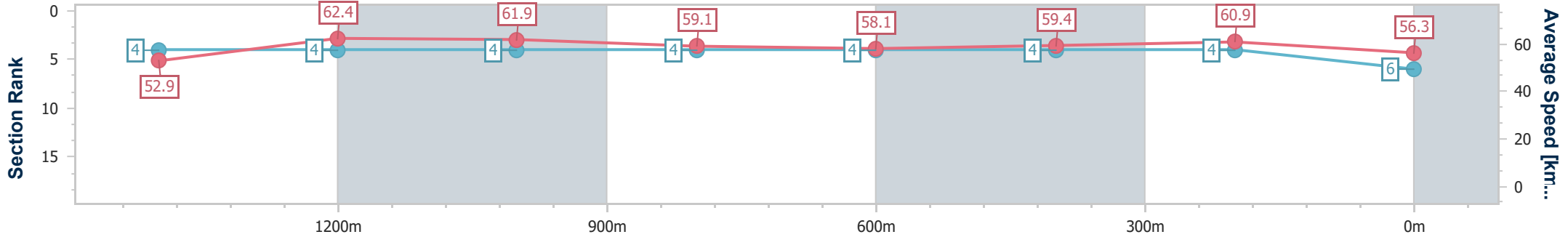


22 November 2023 - 16:49

Track Rating: Heavy 8, Weather: Overcast, Rail Position: +10m
Entire Course

BRISBANE
RACING CLUB

Section	Overall	1400m	1200m	1000m	800m	600m	400m	200m						
Section Times	1:42.10 [6] (0:17.72)	1:24.38 [4] (0:11.48)	1:12.90 [4] (0:11.64)	1:01.26 [4] (0:12.19)	0:49.07 [4] (0:12.40)	0:36.67 [4] (0:12.10)	0:24.57 [4] (0:11.79)	0:12.78 [4] (0:12.78)						
Average Speed [km/h]	52.9	62.4	61.9	59.1	58.1	59.4	60.9	56.3						
Top Speed [km/h]	62.6	63.6	63.0	60.6	59.2	60.3	62.1	59.8						
Avg. Dist. to Rail [m]	1.3	0.5	0.4	0.3	0.2	0.4	0.6	0.4						
Avg. Stride Freq. [Hz]	2.3	2.3	2.3	2.2	2.2	2.3	2.4	2.3						
Avg. Stride Length [m]	6.4	7.5	7.5	7.4	7.2	7.1	7.2	6.9						



- [] Ranking at each section and finish
- .-.- No data available at this section
- NA No data available



Horse/Jockey Name	Bandit
Final Rank	7
Fastest Section Time (Section)	0:11.56 (1200m)
Top Speed [km/h] (Section)	64.6 (1400m)
Race State	Finished



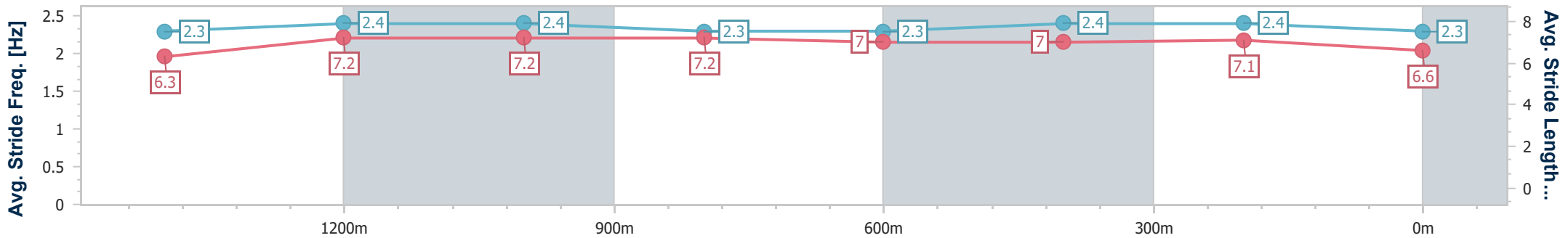
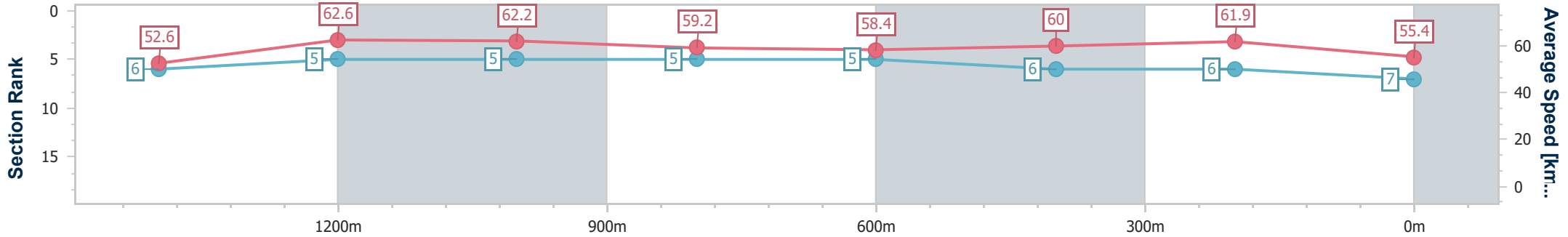
Doomben QLD Professional
Race 6: LADBROKES LIVE BETTING BENCHMARK 65
Handicap - 1660m



22 November 2023 - 16:49
 Track Rating: Heavy 8, Weather: Overcast, Rail Position: +10m
 Entire Course

BRISBANE
 RACING CLUB

Section	Overall	1400m	1200m	1000m	800m	600m	400m	200m						
Section Times	1:42.54 [7] (0:17.81)	1:24.73 [6] (0:11.58)	1:13.15 [5] (0:11.56)	1:01.59 [5] (0:12.25)	0:49.34 [5] (0:12.45)	0:36.89 [5] (0:12.15)	0:24.74 [6] (0:11.77)	0:12.97 [6] (0:12.97)						
Average Speed [km/h]	52.6	62.6	62.2	59.2	58.4	60.0	61.9	55.4						
Top Speed [km/h]	64.5	64.6	64.2	61.8	58.9	62.4	63.1	59.8						
Avg. Dist. to Rail [m]	2.2	1.8	3.1	2.4	2.0	2.3	6.7	8.6						
Avg. Stride Freq. [Hz]	2.3	2.4	2.4	2.3	2.3	2.4	2.4	2.3						
Avg. Stride Length [m]	6.3	7.2	7.2	7.2	7.0	7.0	7.1	6.6						



- [] Ranking at each section and finish
- .-.- No data available at this section
- NA No data available



Horse/Jockey Name	Texas Storm
Final Rank	8
Fastest Section Time (Section)	0:11.44 (1400m)
Top Speed [km/h] (Section)	65.4 (Overall)
Race State	Finished



Doomben QLD Professional
Race 6: LADBROKES LIVE BETTING BENCHMARK 65
Handicap - 1660m

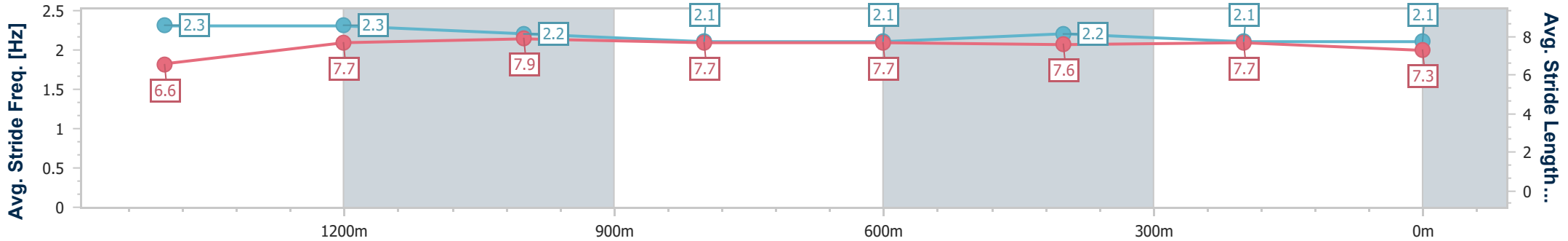
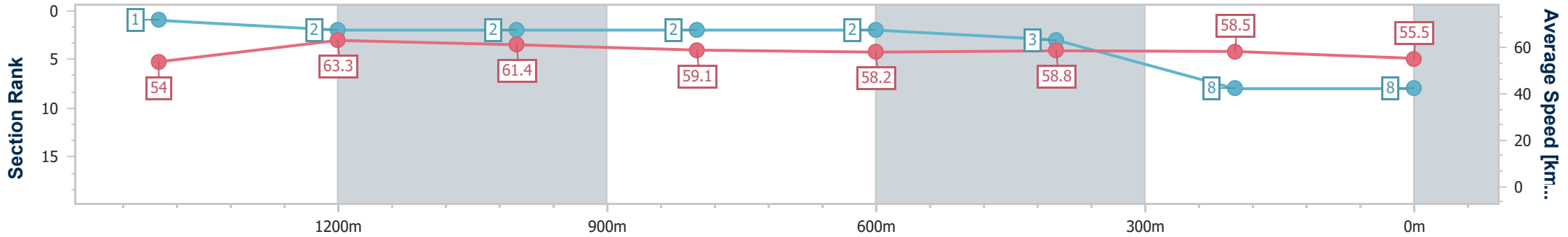
22 November 2023 - 16:49

Track Rating: Heavy 8, Weather: Overcast, Rail Position: +10m
 Entire Course



BRISBANE
 RACING CLUB

Section	Overall	1400m	1200m	1000m	800m	600m	400m	200m					
Section Times	1:42.73 [8] (0:17.38)	1:25.35 [1] (0:11.44)	1:13.91 [2] (0:11.72)	1:02.19 [2] (0:12.22)	0:49.97 [2] (0:12.46)	0:37.51 [2] (0:12.25)	0:25.26 [3] (0:12.29)	0:12.97 [8] (0:12.97)					
Average Speed [km/h]	54.0	63.3	61.4	59.1	58.2	58.8	58.5	55.5					
Top Speed [km/h]	65.4	65.2	63.2	60.5	58.6	59.8	60.3	57.9					
Avg. Dist. to Rail [m]	2.7	1.0	1.7	1.4	0.9	0.2	0.9	2.0					
Avg. Stride Freq. [Hz]	2.3	2.3	2.2	2.1	2.1	2.2	2.1	2.1					
Avg. Stride Length [m]	6.6	7.7	7.9	7.7	7.7	7.6	7.7	7.3					



- [] Ranking at each section and finish
- .-.- No data available at this section
- NA No data available



Horse/Jockey Name	Finsceal
Final Rank	9
Fastest Section Time (Section)	0:11.57 (1400m)
Top Speed [km/h] (Section)	63.5 (1400m)
Race State	Finished



Doomben QLD Professional
Race 6: LADBROKES LIVE BETTING BENCHMARK 65
Handicap - 1660m

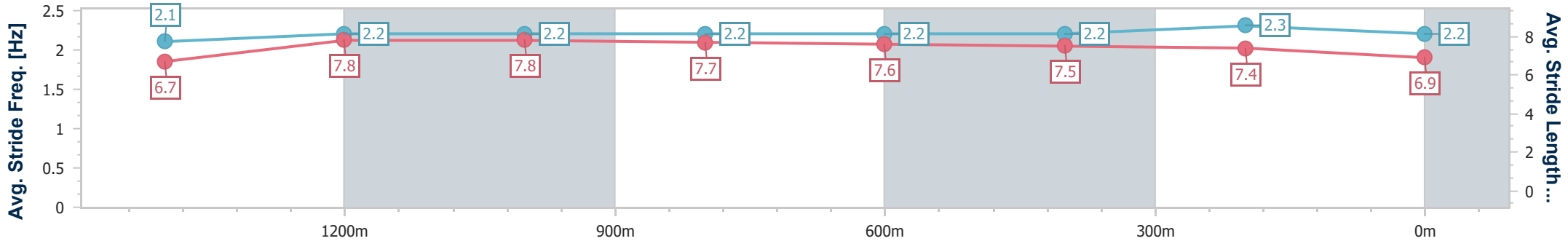
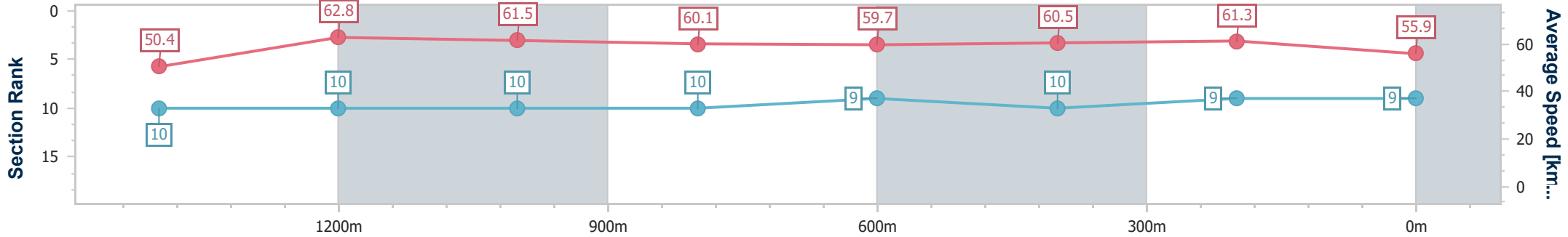


22 November 2023 - 16:49

Track Rating: Heavy 8, Weather: Overcast, Rail Position: +10m
 Entire Course

BRISBANE
 RACING CLUB

Section	Overall	1400m	1200m	1000m	800m	600m	400m	200m					
Section Times	1:42.83 [9] (0:18.54)	1:24.29 [10] (0:11.57)	1:12.72 [10] (0:11.69)	1:01.03 [10] (0:12.00)	0:49.03 [10] (0:12.18)	0:36.85 [9] (0:12.14)	0:24.71 [10] (0:11.85)	0:12.86 [9] (0:12.86)					
Average Speed [km/h]	50.4	62.8	61.5	60.1	59.7	60.5	61.3	55.9					
Top Speed [km/h]	63.1	63.5	62.6	62.8	60.7	61.3	62.8	59.1					
Avg. Dist. to Rail [m]	0.9	1.2	1.3	1.1	1.8	3.5	6.0	8.0					
Avg. Stride Freq. [Hz]	2.1	2.2	2.2	2.2	2.2	2.2	2.3	2.2					
Avg. Stride Length [m]	6.7	7.8	7.8	7.7	7.6	7.5	7.4	6.9					



- [] Ranking at each section and finish
- .-.- No data available at this section
- NA No data available



Horse/Jockey Name	Selling Sunset
Final Rank	10
Fastest Section Time (Section)	0:11.55 (1400m)
Top Speed [km/h] (Section)	64.2 (1400m)
Race State	Finished



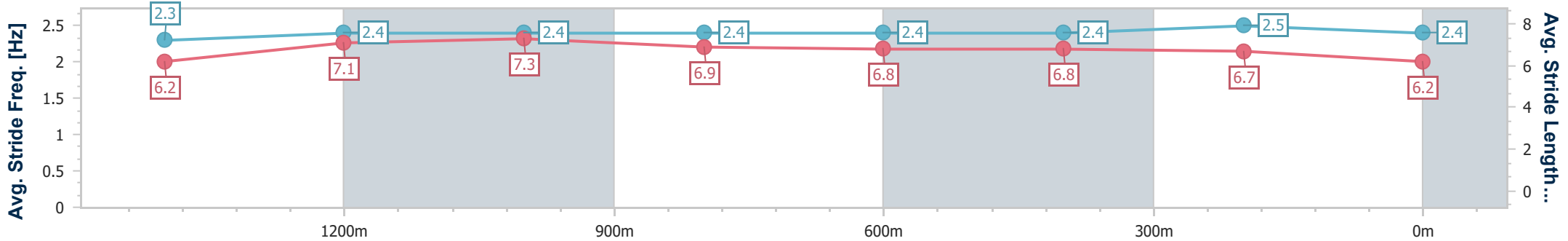
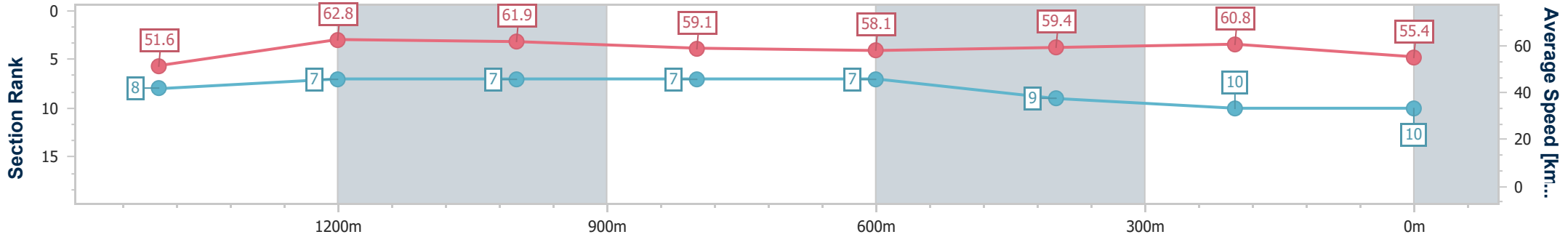
Doomben QLD Professional
Race 6: LADBROKES LIVE BETTING BENCHMARK 65
Handicap - 1660m



BRISBANE
RACING CLUB

22 November 2023 - 16:49
 Track Rating: Heavy 8, Weather: Overcast, Rail Position: +10m
 Entire Course

Section	Overall	1400m	1200m	1000m	800m	600m	400m	200m						
Section Times	1:42.98 [10] (0:18.10)	1:24.88 [8] (0:11.55)	1:13.33 [7] (0:11.64)	1:01.69 [7] (0:12.19)	0:49.50 [7] (0:12.44)	0:37.06 [7] (0:12.19)	0:24.87 [9] (0:11.87)	0:13.00 [10] (0:13.00)						
Average Speed [km/h]	51.6	62.8	61.9	59.1	58.1	59.4	60.8	55.4						
Top Speed [km/h]	62.5	64.2	62.9	60.7	59.1	60.3	62.0	57.7						
Avg. Dist. to Rail [m]	0.5	1.1	0.9	0.2	0.9	1.4	0.6	1.0						
Avg. Stride Freq. [Hz]	2.3	2.4	2.4	2.4	2.4	2.4	2.5	2.4						
Avg. Stride Length [m]	6.2	7.1	7.3	6.9	6.8	6.8	6.7	6.2						



- [] Ranking at each section and finish
- .-.- No data available at this section
- NA No data available