



Doomben QLD Professional

Race 3: TATTERSALL'S FUNCTIONS BENCHMARK 68 Handicap - 1350m

25 November 2023 - 13:13



BRISBANE
RACING CLUB

Track Rating: Soft 6, Weather: Showers, Rail Position: +4m Entire Course

Section												
Field Times		Overall	1200m	1000m	800m	600m	400m	Last 600m				
		1:20.46 (0:11.01)	1:09.45 (0:11.22)	0:58.23 (0:11.20)	0:47.03 (0:12.07)	0:34.96 (0:12.03)	0:22.93 (0:11.23)	0:34.96				
Rank	TAB Horse/Jockey	Barrier	Top Speed [km/h]	Fastest Section								Distance Travelled [m]
1	8 WARBY Ryan Maloney	15	68.3 400m	0:10.99 400m	1:20.46 [1] (0:11.89)	1:08.57 [9] (0:11.31)	0:57.26 [9] (0:11.22)	0:46.04 [9] (0:11.61)	0:34.43 [9] (0:12.00)	0:22.43 [8] (0:10.99)	0:34.43	
2	3 BLAKMAX Damien Thornton	7	66.9 1000m	0:11.11 1200m	1:20.48 [2] (0:11.12)	1:09.36 [3] (0:11.11)	0:58.25 [1] (0:11.20)	0:47.05 [1] (0:12.07)	0:34.98 [1] (0:12.03)	0:22.95 [1] (0:11.23)	0:34.98 -5	
3	9 MISS TAMBO Martin Harley	5	67.3 400m	0:11.08 400m	1:20.74 [3] (0:11.65)	1:09.09 [8] (0:11.26)	0:57.83 [8] (0:11.21)	0:46.62 [7] (0:11.73)	0:34.89 [6] (0:12.03)	0:22.86 [6] (0:11.08)	0:34.89 +2	
4	15 ALFA LILY Samantha Collett	3	65.2 1200m	0:11.05 Overall	1:20.75 [4] (0:11.05)	1:09.70 [2] (0:11.21)	0:58.49 [2] (0:11.28)	0:47.21 [2] (0:11.98)	0:35.23 [2] (0:12.08)	0:23.15 [2] (0:11.31)	0:35.23 +0	
5	1 LIGHT OF BOOM Jake Molloy	6	65.8 1200m	0:11.21 1200m	1:20.83 [5] (0:11.37)	1:09.46 [6] (0:11.21)	0:58.25 [5] (0:11.22)	0:47.03 [5] (0:11.90)	0:35.13 [4] (0:12.03)	0:23.10 [4] (0:11.39)	0:35.13 -5	
6	14 SIZZLING GAL Justin Stanley	4	66.0 400m	0:11.23 400m	1:20.96 [6] (0:11.50)	1:09.46 [7] (0:11.37)	0:58.09 [7] (0:11.28)	0:46.81 [8] (0:11.77)	0:35.04 [7] (0:12.16)	0:22.88 [9] (0:11.23)	0:35.04 -4	
7	5 HE KNOWS Boris Thornton	1	65.5 400m	0:11.25 1000m	1:20.97 [7] (0:11.27)	1:09.70 [4] (0:11.33)	0:58.37 [6] (0:11.25)	0:47.12 [6] (0:12.07)	0:35.05 [8] (0:12.09)	0:22.96 [7] (0:11.29)	0:35.05 -5	
8	4 AIN'T HE GRAND James Orman	10	65.8 400m	0:11.18 400m	1:21.13 [8] (0:11.90)	1:09.23 [10] (0:11.39)	0:57.84 [10] (0:11.19)	0:46.65 [10] (0:11.69)	0:34.96 [10] (0:12.10)	0:22.86 [10] (0:11.18)	0:34.96 -5	
9	6 THANKFUL HEART Ben Thompson	8	65.9 1200m	0:11.17 1200m	1:21.26 [9] (0:11.27)	1:09.99 [5] (0:11.17)	0:58.82 [4] (0:11.18)	0:47.64 [3] (0:12.01)	0:35.63 [3] (0:12.05)	0:23.58 [3] (0:11.36)	0:35.63 +0	
10	2 LAUNCH PAD Angela Jones	2	65.4 1200m	0:11.01 Overall	1:21.28 [10] (0:11.01)	1:10.27 [1] (0:11.25)	0:59.02 [2] (0:11.41)	0:47.61 [4] (0:12.07)	0:35.54 [5] (0:12.07)	0:23.47 [5] (0:11.46)	0:35.54 -6	

Scratched: Sleigh Queen (#11), Tycoon Baby (#12), Ultimate Outcome (#13), Brave Maso (#16), Deep Tempest (#10), Bandit (#7)

[] Ranking at each section and finish
-:--:-- No data available at this section
NA No data available

SCN Saddle cloth number
DNF Did not finish
DNT Did not track



Doomben QLD Professional

Race 3: TATTERSALL'S FUNCTIONS BENCHMARK 68 Handicap - 1350m

25 November 2023 - 13:13



BRISBANE
RACING CLUB

Track Rating: Soft 6, Weather: Showers, Rail Position: +4m Entire Course

Section				200m				Last 600m	
Field Times				0:11.70 (0:11.70)				0:34.96	
Rank	TAB	Horse/Jockey	Barrier	Top Speed [km/h]	Fastest Section	Margin			Distance Travelled [m]
1	8	WARBY Ryan Maloney	15	68.3 400m	0:10.99 400m	0:11.44 [4] (0:11.44)	1:20.46		0:34.43
2	3	BLAKMAX Damien Thornton	7	66.9 1000m	0:11.11 1200m	0:11.72 [1] (0:11.72)	0.09L		0:34.98 -5
3	9	MISS TAMBO Martin Harley	5	67.3 400m	0:11.08 400m	0:11.78 [3] (0:11.78)	1.62L		0:34.89 +2
4	15	ALFA LILY Samantha Collett	3	65.2 1200m	0:11.05 Overall	0:11.84 [2] (0:11.84)	1.71L		0:35.23 +0
5	1	LIGHT OF BOOM Jake Molloy	6	65.8 1200m	0:11.21 1200m	0:11.71 [6] (0:11.71)	2.2L		0:35.13 -5
6	14	SIZZLING GAL Justin Stanley	4	66.0 400m	0:11.23 400m	0:11.65 [9] (0:11.65)	2.91L		0:35.04 -4
7	5	HE KNOWS Boris Thornton	1	65.5 400m	0:11.25 1000m	0:11.67 [8] (0:11.67)	3.03L		0:35.05 -5
8	4	AIN'T HE GRAND James Orman	10	65.8 400m	0:11.18 400m	0:11.68 [10] (0:11.68)	3.93L		0:34.96 -5
9	6	THANKFUL HEART Ben Thompson	8	65.9 1200m	0:11.17 1200m	0:12.22 [5] (0:12.22)	4.71L		0:35.63 +0
10	2	LAUNCH PAD Angela Jones	2	65.4 1200m	0:11.01 Overall	0:12.01 [7] (0:12.01)	4.82L		0:35.54 -6

Scratched: Sleigh Queen (#11), Tycoon Baby (#12), Ultimate Outcome (#13), Brave Maso (#16), Deep Tempest (#10), Bandit (#7)

Report Created: Sat 25 November 2023 13:26 GMT (Note: Timing is based on position data)

Page 2/12

[] Ranking at each section and finish
 -:-:- No data available at this section
 NA No data available

SCN Saddle cloth number
 DNF Did not finish
 DNT Did not track

data processed by  **TRIPLES DATA**



Horse/Jockey Name	Warby
Final Rank	1
Fastest Section Time (Section)	0:10.99 (400m)
Top Speed [km/h] (Section)	68.3 (400m)
Race State	Finished

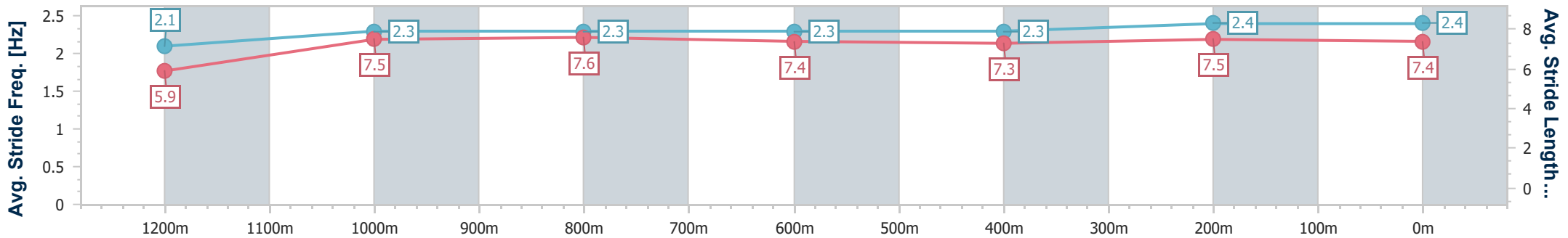
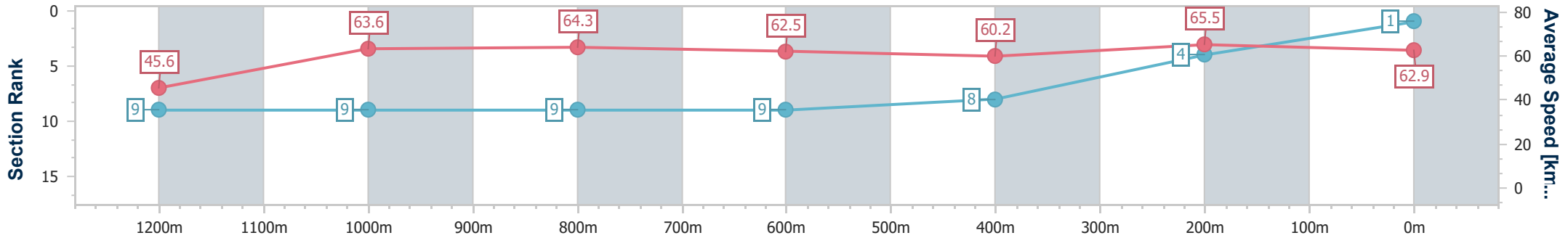


Doomben QLD Professional
Race 3: TATTERSALL'S FUNCTIONS BENCHMARK 68
 Handicap - 1350m
 25 November 2023 - 13:13
 Track Rating: Soft 6, Weather: Showers, Rail Position: +4m Entire Course



BRISBANE
RACING CLUB

Section	Overall	1200m	1000m	800m	600m	400m	200m
Section Times	1:20.46 [1] (0:11.89)	1:08.57 [9] (0:11.31)	0:57.26 [9] (0:11.22)	0:46.04 [9] (0:11.61)	0:34.43 [9] (0:12.00)	0:22.43 [8] (0:10.99)	0:11.44 [4] (0:11.44)
Average Speed [km/h]	45.6	63.6	64.3	62.5	60.2	65.5	62.9
Top Speed [km/h]	61.0	65.7	65.5	64.5	62.2	68.3	66.4
Avg. Dist. to Rail [m]	7.4	1.8	1.2	1.0	0.6	2.3	3.8
Avg. Stride Freq. [Hz]	2.1	2.3	2.3	2.3	2.3	2.4	2.4
Avg. Stride Length [m]	5.9	7.5	7.6	7.4	7.3	7.5	7.4



- [] Ranking at each section and finish
- .-.- No data available at this section
- NA No data available



Horse/Jockey Name	Blakmax
Final Rank	2
Fastest Section Time (Section)	0:11.11 (1200m)
Top Speed [km/h] (Section)	66.9 (1000m)
Race State	Finished

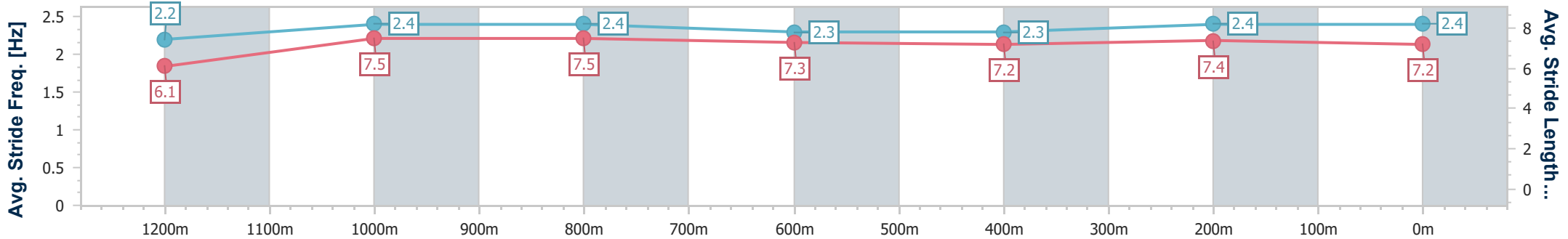
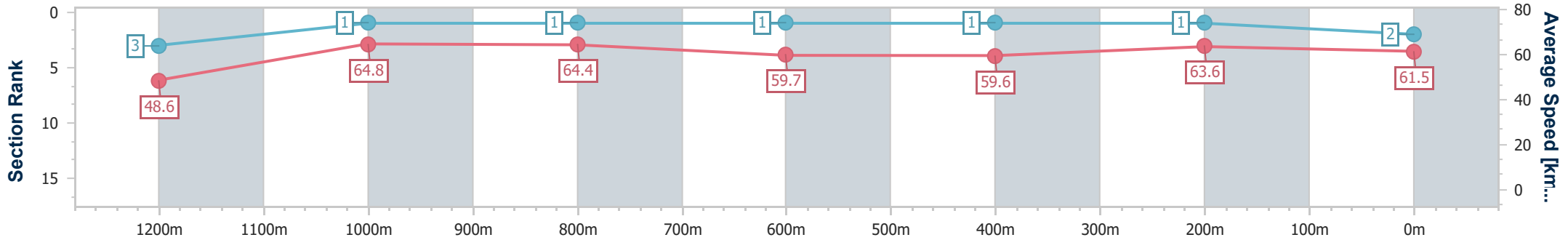


Doomben QLD Professional
Race 3: TATTERSALL'S FUNCTIONS BENCHMARK 68
 Handicap - 1350m
 25 November 2023 - 13:13
 Track Rating: Soft 6, Weather: Showers, Rail Position: +4m Entire Course



BRISBANE
RACING CLUB

Section	Overall	1200m	1000m	800m	600m	400m	200m
Section Times	1:20.48 [2] (0:11.12)	1:09.36 [3] (0:11.11)	0:58.25 [1] (0:11.20)	0:47.05 [1] (0:12.07)	0:34.98 [1] (0:12.03)	0:22.95 [1] (0:11.23)	0:11.72 [1] (0:11.72)
Average Speed [km/h]	48.6	64.8	64.4	59.7	59.6	63.6	61.5
Top Speed [km/h]	64.1	65.4	66.9	61.7	61.1	65.1	64.2
Avg. Dist. to Rail [m]	6.2	2.9	2.0	0.3	1.2	2.1	1.3
Avg. Stride Freq. [Hz]	2.2	2.4	2.4	2.3	2.3	2.4	2.4
Avg. Stride Length [m]	6.1	7.5	7.5	7.3	7.2	7.4	7.2



- [] Ranking at each section and finish
- .-.- No data available at this section
- NA No data available



Horse/Jockey Name	Miss Tambo
Final Rank	3
Fastest Section Time (Section)	0:11.08 (400m)
Top Speed [km/h] (Section)	67.3 (400m)
Race State	Finished

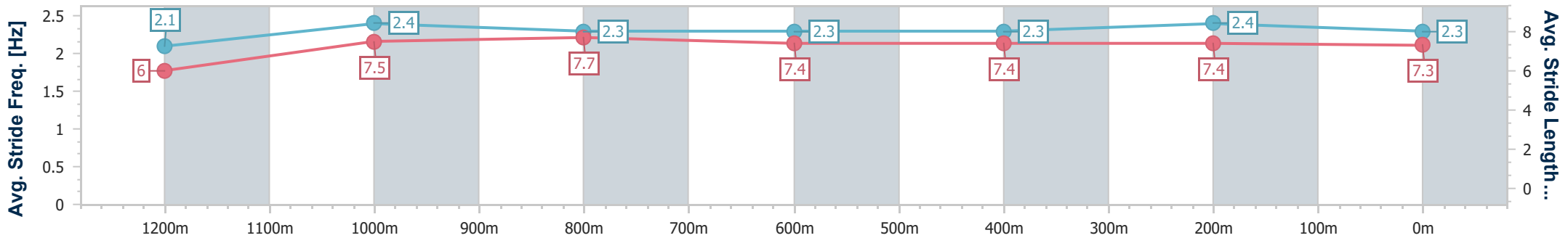
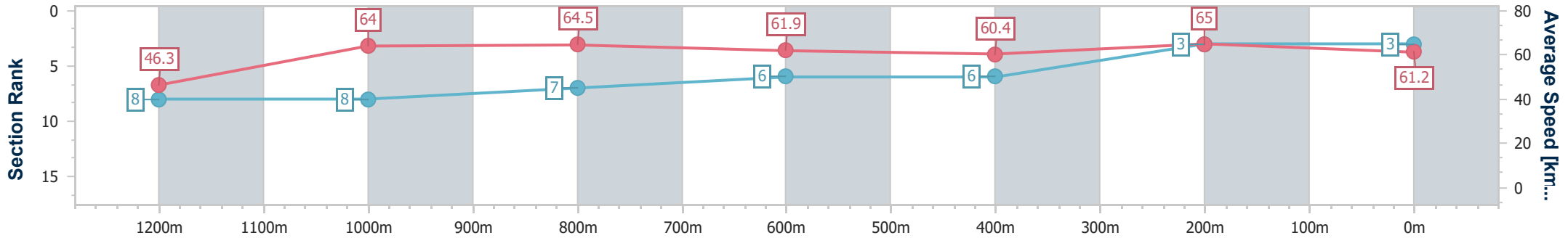


Doomben QLD Professional
Race 3: TATTERSALL'S FUNCTIONS BENCHMARK 68
 Handicap - 1350m
 25 November 2023 - 13:13
 Track Rating: Soft 6, Weather: Showers, Rail Position: +4m Entire Course



BRISBANE
RACING CLUB

Section	Overall	1200m	1000m	800m	600m	400m	200m
Section Times	1:20.74 [3] (0:11.65)	1:09.09 [8] (0:11.26)	0:57.83 [8] (0:11.21)	0:46.62 [7] (0:11.73)	0:34.89 [6] (0:12.03)	0:22.86 [6] (0:11.08)	0:11.78 [3] (0:11.78)
Average Speed [km/h]	46.3	64.0	64.5	61.9	60.4	65.0	61.2
Top Speed [km/h]	63.9	65.2	65.1	64.1	62.1	67.3	65.3
Avg. Dist. to Rail [m]	3.9	1.5	1.3	2.3	1.4	2.8	2.7
Avg. Stride Freq. [Hz]	2.1	2.4	2.3	2.3	2.3	2.4	2.3
Avg. Stride Length [m]	6.0	7.5	7.7	7.4	7.4	7.4	7.3



- [] Ranking at each section and finish
- .-.- No data available at this section
- NA No data available



Horse/Jockey Name	Alfa Lily
Final Rank	4
Fastest Section Time (Section)	0:11.05 (Overall)
Top Speed [km/h] (Section)	65.2 (1200m)
Race State	Finished

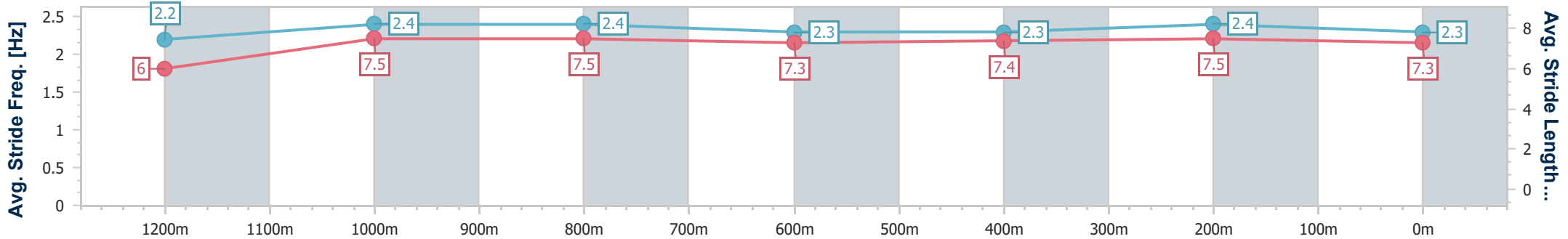
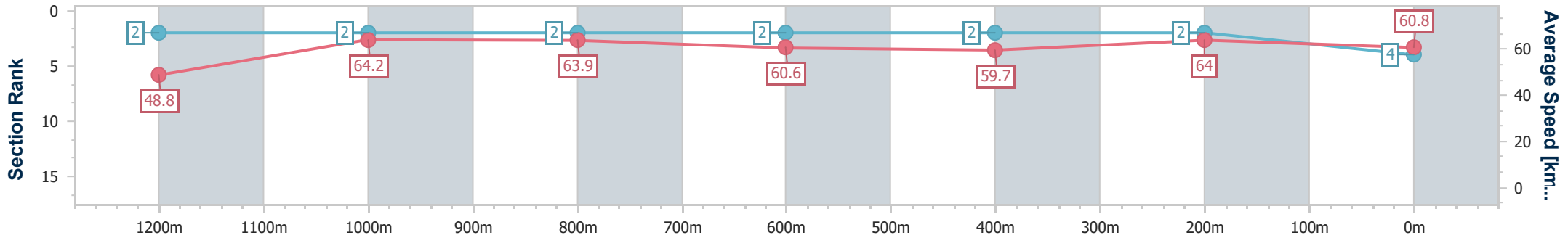


Doomben QLD Professional
Race 3: TATTERSALL'S FUNCTIONS BENCHMARK 68
 Handicap - 1350m
 25 November 2023 - 13:13
 Track Rating: Soft 6, Weather: Showers, Rail Position: +4m Entire Course



BRISBANE
RACING CLUB

Section	Overall	1200m	1000m	800m	600m	400m	200m
Section Times	1:20.75 [4] (0:11.05)	1:09.70 [2] (0:11.21)	0:58.49 [2] (0:11.28)	0:47.21 [2] (0:11.98)	0:35.23 [2] (0:12.08)	0:23.15 [2] (0:11.31)	0:11.84 [2] (0:11.84)
Average Speed [km/h]	48.8	64.2	63.9	60.6	59.7	64.0	60.8
Top Speed [km/h]	63.0	65.2	64.8	63.1	62.1	64.9	64.4
Avg. Dist. to Rail [m]	3.1	1.1	1.1	1.1	0.7	1.2	1.6
Avg. Stride Freq. [Hz]	2.2	2.4	2.4	2.3	2.3	2.4	2.3
Avg. Stride Length [m]	6.0	7.5	7.5	7.3	7.4	7.5	7.3



- [] Ranking at each section and finish
- .-.- No data available at this section
- NA No data available



Horse/Jockey Name	Light Of Boom
Final Rank	5
Fastest Section Time (Section)	0:11.21 (1200m)
Top Speed [km/h] (Section)	65.8 (1200m)
Race State	Finished

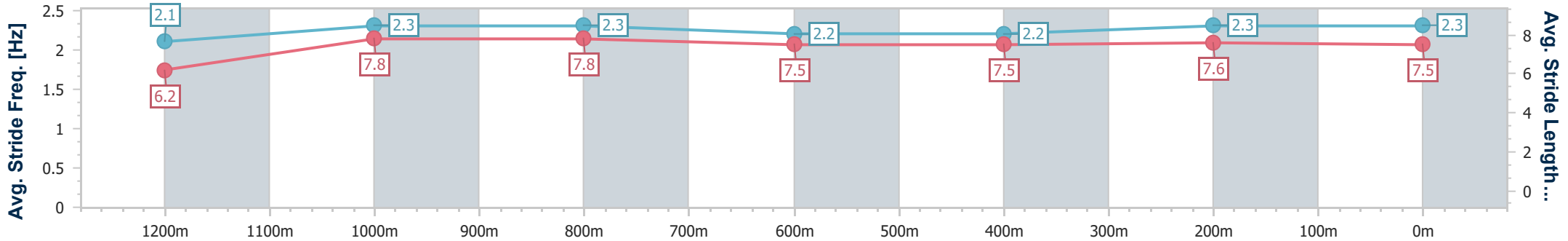
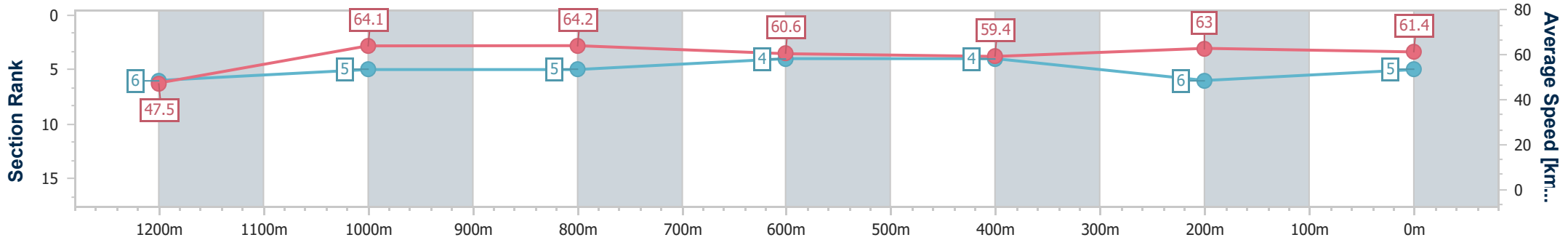


Doomben QLD Professional
Race 3: TATTERSALL'S FUNCTIONS BENCHMARK 68
 Handicap - 1350m
 25 November 2023 - 13:13
 Track Rating: Soft 6, Weather: Showers, Rail Position: +4m Entire Course



BRISBANE
RACING CLUB

Section	Overall	1200m	1000m	800m	600m	400m	200m
Section Times	1:20.83 [5] (0:11.37)	1:09.46 [6] (0:11.21)	0:58.25 [5] (0:11.22)	0:47.03 [5] (0:11.90)	0:35.13 [4] (0:12.03)	0:23.10 [4] (0:11.39)	0:11.71 [6] (0:11.71)
Average Speed [km/h]	47.5	64.1	64.2	60.6	59.4	63.0	61.4
Top Speed [km/h]	62.7	65.8	65.2	62.9	60.7	64.6	64.5
Avg. Dist. to Rail [m]	3.7	0.9	0.7	0.5	1.1	0.7	2.1
Avg. Stride Freq. [Hz]	2.1	2.3	2.3	2.2	2.2	2.3	2.3
Avg. Stride Length [m]	6.2	7.8	7.8	7.5	7.5	7.6	7.5



- [] Ranking at each section and finish
- .-.- No data available at this section
- NA No data available



Horse/Jockey Name	Sizzling Gal
Final Rank	6
Fastest Section Time (Section)	0:11.23 (400m)
Top Speed [km/h] (Section)	66.0 (400m)
Race State	Finished

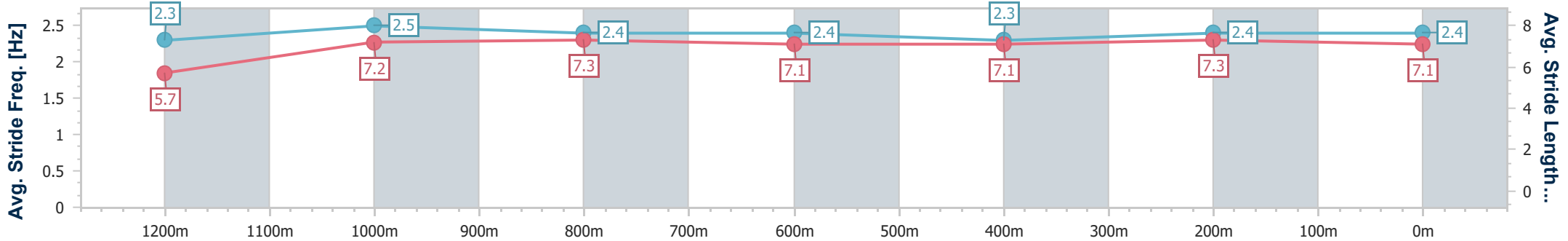
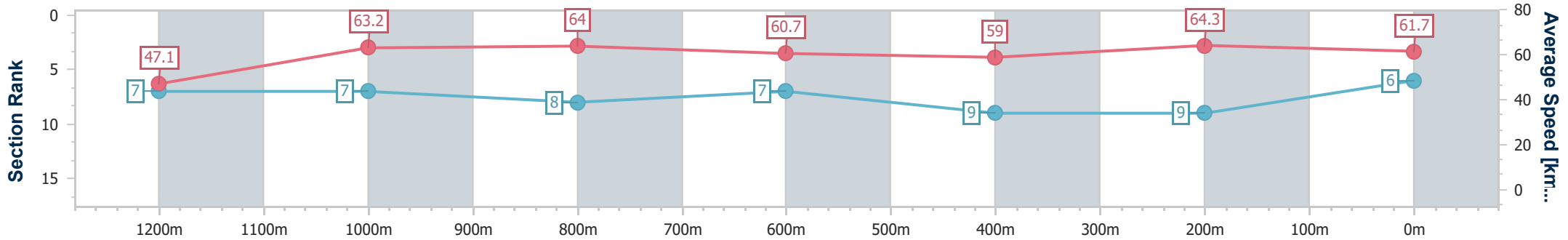


Doomben QLD Professional
Race 3: TATTERSALL'S FUNCTIONS BENCHMARK 68
 Handicap - 1350m
 25 November 2023 - 13:13
 Track Rating: Soft 6, Weather: Showers, Rail Position: +4m Entire Course



BRISBANE
RACING CLUB

Section	Overall	1200m	1000m	800m	600m	400m	200m
Section Times	1:20.96 [6] (0:11.50)	1:09.46 [7] (0:11.37)	0:58.09 [7] (0:11.28)	0:46.81 [8] (0:11.77)	0:35.04 [7] (0:12.16)	0:22.88 [9] (0:11.23)	0:11.65 [9] (0:11.65)
Average Speed [km/h]	47.1	63.2	64.0	60.7	59.0	64.3	61.7
Top Speed [km/h]	61.3	65.9	64.9	64.6	61.7	66.0	64.6
Avg. Dist. to Rail [m]	2.4	0.5	0.2	0.9	0.3	0.8	3.8
Avg. Stride Freq. [Hz]	2.3	2.5	2.4	2.4	2.3	2.4	2.4
Avg. Stride Length [m]	5.7	7.2	7.3	7.1	7.1	7.3	7.1



- [] Ranking at each section and finish
- .-.- No data available at this section
- NA No data available



Horse/Jockey Name	He Knows
Final Rank	7
Fastest Section Time (Section)	0:11.25 (1000m)
Top Speed [km/h] (Section)	65.5 (400m)
Race State	Finished

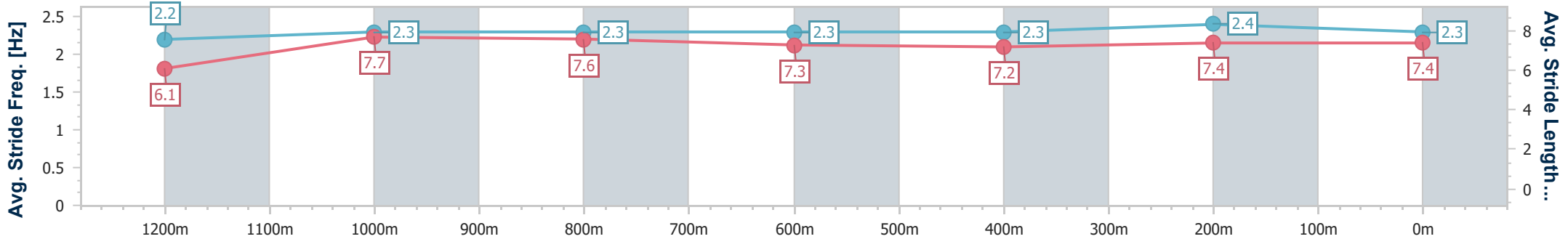
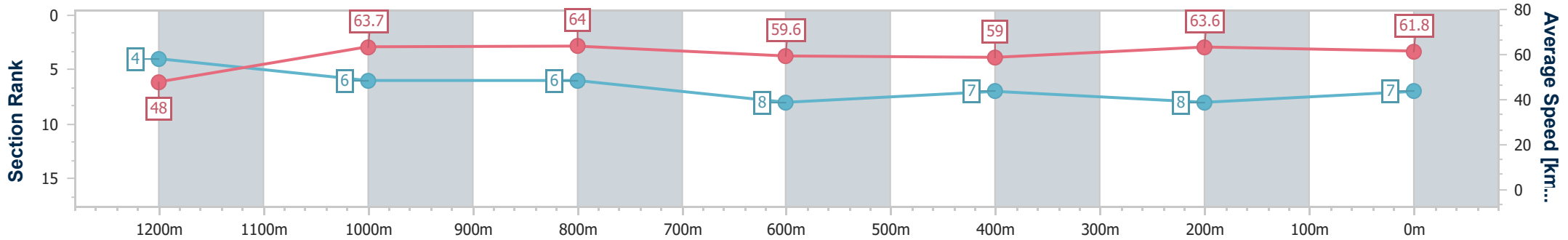


Doomben QLD Professional
Race 3: TATTERSALL'S FUNCTIONS BENCHMARK 68
 Handicap - 1350m
 25 November 2023 - 13:13
 Track Rating: Soft 6, Weather: Showers, Rail Position: +4m Entire Course



BRISBANE
RACING CLUB

Section	Overall	1200m	1000m	800m	600m	400m	200m
Section Times	1:20.97 [7] (0:11.27)	1:09.70 [4] (0:11.33)	0:58.37 [6] (0:11.25)	0:47.12 [6] (0:12.07)	0:35.05 [8] (0:12.09)	0:22.96 [7] (0:11.29)	0:11.67 [8] (0:11.67)
Average Speed [km/h]	48.0	63.7	64.0	59.6	59.0	63.6	61.8
Top Speed [km/h]	61.2	65.0	65.4	61.4	60.9	65.5	65.3
Avg. Dist. to Rail [m]	1.1	0.2	0.2	0.2	1.1	1.2	0.8
Avg. Stride Freq. [Hz]	2.2	2.3	2.3	2.3	2.3	2.4	2.3
Avg. Stride Length [m]	6.1	7.7	7.6	7.3	7.2	7.4	7.4



- [] Ranking at each section and finish
- .-.- No data available at this section
- NA No data available



Horse/Jockey Name	Ain't He Grand
Final Rank	8
Fastest Section Time (Section)	0:11.18 (400m)
Top Speed [km/h] (Section)	65.8 (400m)
Race State	Finished

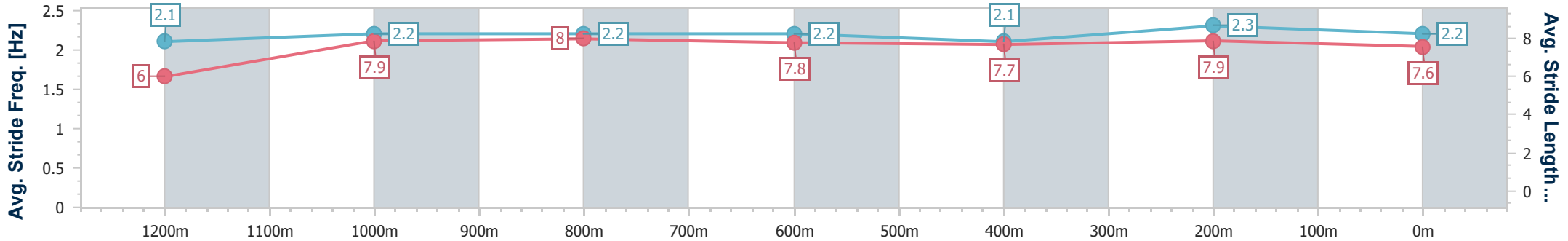
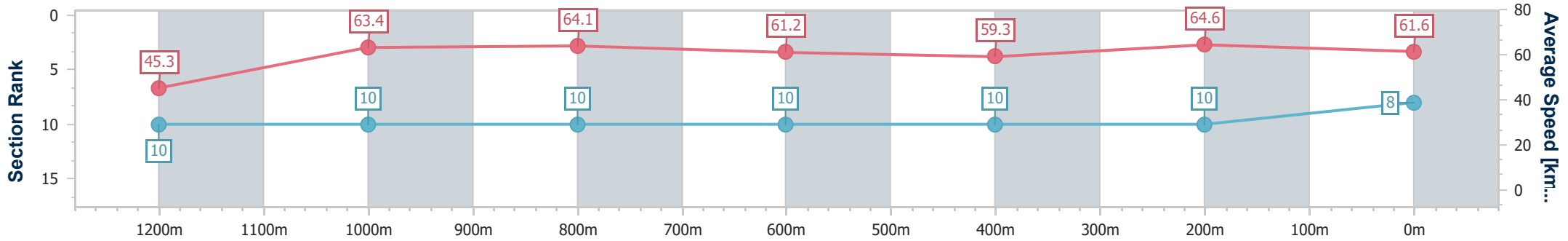


Doomben QLD Professional
Race 3: TATTERSALL'S FUNCTIONS BENCHMARK 68
 Handicap - 1350m
 25 November 2023 - 13:13
 Track Rating: Soft 6, Weather: Showers, Rail Position: +4m Entire Course



BRISBANE
RACING CLUB

Section	Overall	1200m	1000m	800m	600m	400m	200m
Section Times	1:21.13 [8] (0:11.90)	1:09.23 [10] (0:11.39)	0:57.84 [10] (0:11.19)	0:46.65 [10] (0:11.69)	0:34.96 [10] (0:12.10)	0:22.86 [10] (0:11.18)	0:11.68 [10] (0:11.68)
Average Speed [km/h]	45.3	63.4	64.1	61.2	59.3	64.6	61.6
Top Speed [km/h]	61.5	65.4	65.8	64.4	61.6	65.8	64.6
Avg. Dist. to Rail [m]	6.0	0.7	0.6	0.9	1.0	2.6	5.0
Avg. Stride Freq. [Hz]	2.1	2.2	2.2	2.2	2.1	2.3	2.2
Avg. Stride Length [m]	6.0	7.9	8.0	7.8	7.7	7.9	7.6



- [] Ranking at each section and finish
- .-.- No data available at this section
- NA No data available



Horse/Jockey Name	Thankful Heart
Final Rank	9
Fastest Section Time (Section)	0:11.17 (1200m)
Top Speed [km/h] (Section)	65.9 (1200m)
Race State	Finished

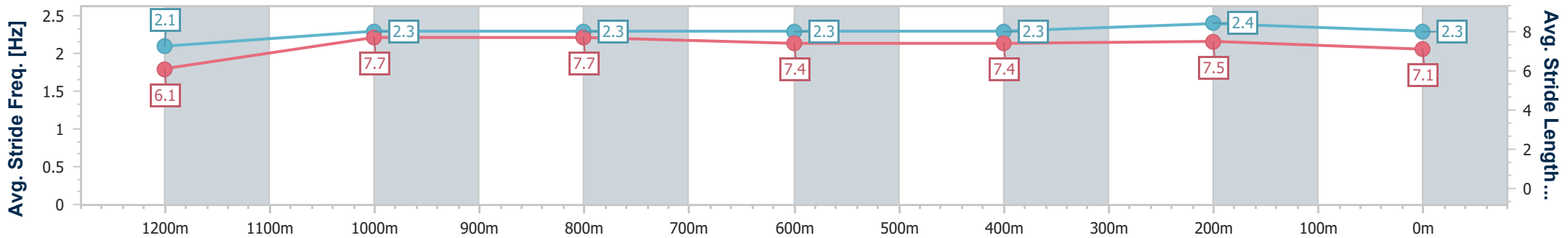
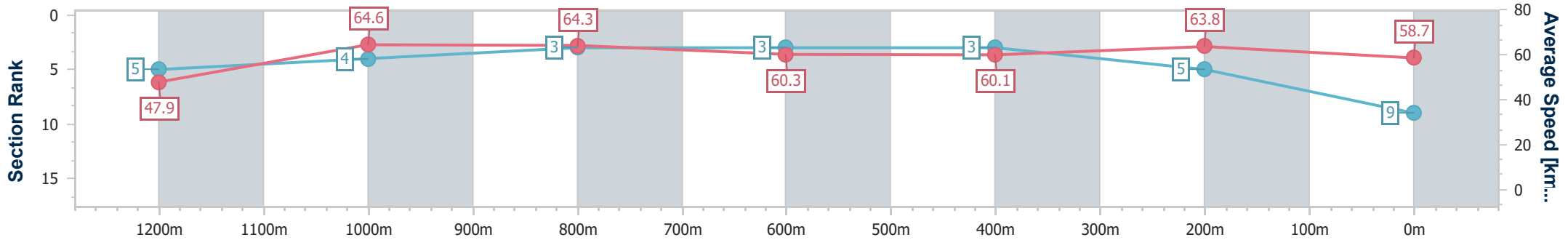


Doomben QLD Professional
Race 3: TATTERSALL'S FUNCTIONS BENCHMARK 68
 Handicap - 1350m
 25 November 2023 - 13:13
 Track Rating: Soft 6, Weather: Showers, Rail Position: +4m Entire Course



BRISBANE
RACING CLUB

Section	Overall	1200m	1000m	800m	600m	400m	200m
Section Times	1:21.26 [9] (0:11.27)	1:09.99 [5] (0:11.17)	0:58.82 [4] (0:11.18)	0:47.64 [3] (0:12.01)	0:35.63 [3] (0:12.05)	0:23.58 [3] (0:11.36)	0:12.22 [5] (0:12.22)
Average Speed [km/h]	47.9	64.6	64.3	60.3	60.1	63.8	58.7
Top Speed [km/h]	64.0	65.9	65.7	62.2	62.3	64.8	63.0
Avg. Dist. to Rail [m]	7.3	2.9	0.8	1.3	1.4	2.4	3.6
Avg. Stride Freq. [Hz]	2.1	2.3	2.3	2.3	2.3	2.4	2.3
Avg. Stride Length [m]	6.1	7.7	7.7	7.4	7.4	7.5	7.1



- [] Ranking at each section and finish
- .-.- No data available at this section
- NA No data available



Horse/Jockey Name	Launch Pad
Final Rank	10
Fastest Section Time (Section)	0:11.01 (Overall)
Top Speed [km/h] (Section)	65.4 (1200m)
Race State	Finished

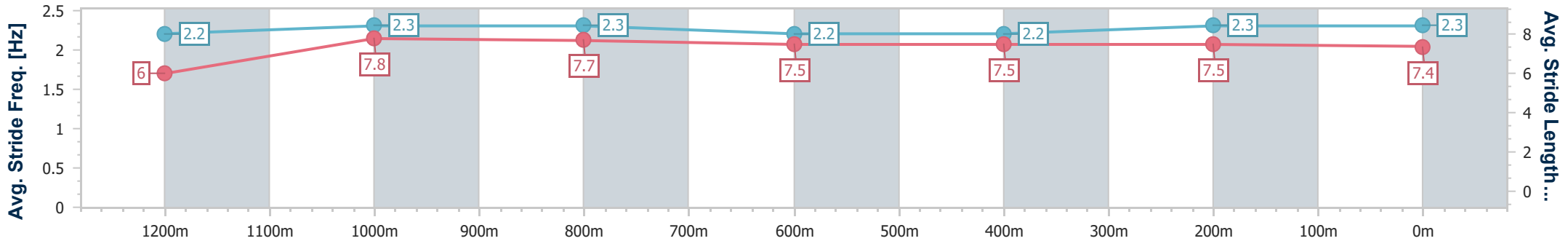
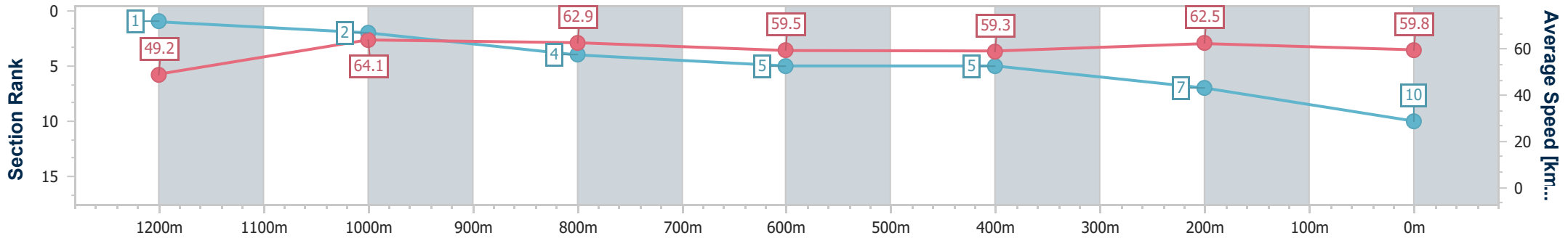


Doomben QLD Professional
Race 3: TATTERSALL'S FUNCTIONS BENCHMARK 68
 Handicap - 1350m
 25 November 2023 - 13:13
 Track Rating: Soft 6, Weather: Showers, Rail Position: +4m Entire Course



BRISBANE
RACING CLUB

Section	Overall	1200m	1000m	800m	600m	400m	200m
Section Times	1:21.28 [10] (0:11.01)	1:10.27 [1] (0:11.25)	0:59.02 [2] (0:11.41)	0:47.61 [4] (0:12.07)	0:35.54 [5] (0:12.07)	0:23.47 [5] (0:11.46)	0:12.01 [7] (0:12.01)
Average Speed [km/h]	49.2	64.1	62.9	59.5	59.3	62.5	59.8
Top Speed [km/h]	63.9	65.4	64.5	61.5	60.6	63.4	62.7
Avg. Dist. to Rail [m]	2.0	0.2	0.3	0.6	1.6	1.0	0.6
Avg. Stride Freq. [Hz]	2.2	2.3	2.3	2.2	2.2	2.3	2.3
Avg. Stride Length [m]	6.0	7.8	7.7	7.5	7.5	7.5	7.4



- [] Ranking at each section and finish
- .-.- No data available at this section
- NA No data available