



**Doomben QLD Professional**  
**Race 5: WEDDINGS @ TATTERSALL'S Fillies & Mares BENCHMARK 78**  
**Handicap - 1350m**  
**25 November 2023 - 14:33**



BRISBANE  
RACING CLUB

Track Rating: Soft 6, Weather: Showers, Rail Position: +4m Entire Course

Section											Last 600m		
Field Times											0:34.17		
	Overall	1200m	1000m	800m	600m	400m							
	1:19.88 (0:10.91)	1:08.97 (0:11.00)	0:57.97 (0:11.86)	0:46.11 (0:11.94)	0:34.17 (0:11.43)	0:22.74 (0:11.12)							
Rank	TAB	Horse/Jockey	Barrier	Top Speed [km/h]	Fastest Section							Distance Travelled [m]	
1	8	<b>TOJAKI</b> Robbie Dolan	6	67.4 1200m	0:10.93 Overall	1:19.88 [1] (0:10.93)	1:08.95 [2] (0:10.98)	0:57.97 [1] (0:11.86)	0:46.11 [1] (0:11.95)	0:34.16 [2] (0:11.42)	0:22.74 [1] (0:11.12)	0:34.16	
2	3	<b>MIDNIGHT IN TOKYO</b> Bailey Wheeler	2	68.5 400m	0:10.85 400m	1:19.95 [2] (0:11.25)	1:08.70 [5] (0:11.25)	0:57.45 [5] (0:11.90)	0:45.55 [5] (0:11.92)	0:33.63 [6] (0:11.24)	0:22.39 [5] (0:10.85)	0:33.63	+8
3	5	<b>APRIL IN AUGUSTA</b> Cejay Graham	12	67.0 1200m	0:10.91 Overall	1:20.31 [3] (0:10.91)	1:09.40 [1] (0:11.05)	0:58.35 [2] (0:11.89)	0:46.46 [2] (0:11.86)	0:34.60 [1] (0:11.46)	0:23.14 [2] (0:11.19)	0:34.60	+2
4	7	<b>ZOUKINA</b> Jake Bayliss	8	67.0 400m	0:10.97 400m	1:20.44 [4] (0:12.04)	1:08.40 [9] (0:11.24)	0:57.16 [9] (0:11.53)	0:45.63 [8] (0:11.74)	0:33.89 [9] (0:11.17)	0:22.72 [7] (0:10.97)	0:33.89	+2
5	10	<b>TWICE ON SUNDAY</b> Damien Thornton	1	65.5 1200m	0:11.14 Overall	1:20.46 [5] (0:11.14)	1:09.32 [4] (0:11.16)	0:58.16 [4] (0:11.82)	0:46.34 [4] (0:11.91)	0:34.43 [4] (0:11.37)	0:23.06 [4] (0:11.15)	0:34.43	+1
6	2	<b>BITCOIN BABY</b> Martin Harley	4	66.0 400m	0:11.01 Overall	1:20.55 [6] (0:11.01)	1:09.54 [3] (0:11.24)	0:58.30 [3] (0:11.86)	0:46.44 [3] (0:11.92)	0:34.52 [3] (0:11.35)	0:23.17 [3] (0:11.09)	0:34.52	+4
7	6	<b>MOTOMISS</b> Justin Huxtable	5	66.6 400m	0:11.07 400m	1:20.81 [7] (0:11.85)	1:08.96 [8] (0:11.22)	0:57.74 [8] (0:11.76)	0:45.98 [9] (0:11.68)	0:34.30 [7] (0:11.30)	0:23.00 [8] (0:11.07)	0:34.30	+7
8	4	<b>TOO MUCH CLASS</b> Ben Thompson	7	65.3 400m	0:11.14 400m	1:20.83 [8] (0:11.61)	1:09.22 [7] (0:11.19)	0:58.03 [6] (0:11.67)	0:46.36 [6] (0:11.80)	0:34.56 [5] (0:11.36)	0:23.20 [6] (0:11.14)	0:34.56	+1
9	12	<b>TYCOON BABY</b> Angela Jones	3	65.1 600m	0:11.34 1200m	1:20.97 [9] (0:11.47)	1:09.50 [6] (0:11.34)	0:58.16 [7] (0:11.85)	0:46.31 [7] (0:11.87)	0:34.44 [8] (0:11.41)	0:23.03 [9] (0:11.41)	0:34.44	+4

Scratched: Miss Tambo (#9), Sizzling Gal (#11), Chatty Lady (#1)

[ ] Ranking at each section and finish  
 -:-:- No data available at this section  
 NA No data available

SCN Saddle cloth number  
 DNF Did not finish  
 DNT Did not track



**Doomben QLD Professional**  
**Race 5: WEDDINGS @ TATTERSALL'S Fillies & Mares BENCHMARK 78**  
**Handicap - 1350m**  
**25 November 2023 - 14:33**



Track Rating: Soft 6, Weather: Showers, Rail Position: +4m Entire Course

Section				200m				Last 600m	
Field Times				0:11.62				0:34.17	
				(0:11.62)					
Rank	TAB Horse/Jockey	Barrier	Top Speed [km/h]	Fastest Section	Margin				Distance Travelled [m]
1	8 TOJAKI Robbie Dolan	6	67.4 1200m	0:10.93 Overall	0:11.62 [1] (0:11.62)	1:19.88		0:34.16	
2	3 MIDNIGHT IN TOKYO Bailey Wheeler	2	68.5 400m	0:10.85 400m	0:11.54 [3] (0:11.54)	0.44L		0:33.63	+8
3	5 APRIL IN AUGUSTA Cejay Graham	12	67.0 1200m	0:10.91 Overall	0:11.95 [2] (0:11.95)	2.51L		0:34.60	+2
4	7 ZOUKINA Jake Bayliss	8	67.0 400m	0:10.97 400m	0:11.75 [6] (0:11.75)	3.26L		0:33.89	+2
5	10 TWICE ON SUNDAY Damien Thornton	1	65.5 1200m	0:11.14 Overall	0:11.91 [5] (0:11.91)	3.38L		0:34.43	+1
6	2 BITCOIN BABY Martin Harley	4	66.0 400m	0:11.01 Overall	0:12.08 [4] (0:12.08)	3.97L		0:34.52	+4
7	6 MOTOMISS Justin Huxtable	5	66.6 400m	0:11.07 400m	0:11.93 [8] (0:11.93)	5.47L		0:34.30	+7
8	4 TOO MUCH CLASS Ben Thompson	7	65.3 400m	0:11.14 400m	0:12.06 [7] (0:12.06)	5.6L		0:34.56	+1
9	12 TYCOON BABY Angela Jones	3	65.1 600m	0:11.34 1200m	0:11.62 [9] (0:11.62)	6.41L		0:34.44	+4

Scratched: Miss Tambo (#9), Sizzling Gal (#11), Chatty Lady (#1)

[ ] Ranking at each section and finish  
 -:-:- No data available at this section  
 NA No data available

SCN Saddle cloth number  
 DNF Did not finish  
 DNT Did not track



Horse/Jockey Name	Tojaki
Final Rank	1
Fastest Section Time (Section)	0:10.93 (Overall)
Top Speed [km/h] (Section)	67.4 (1200m)
Race State	Finished

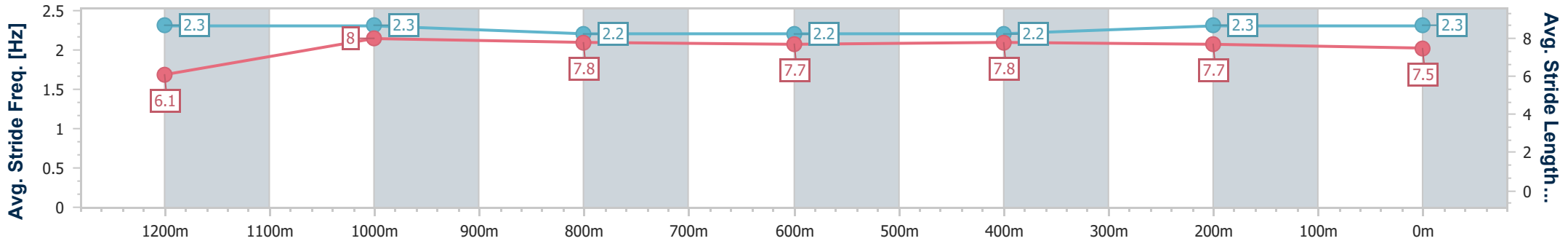
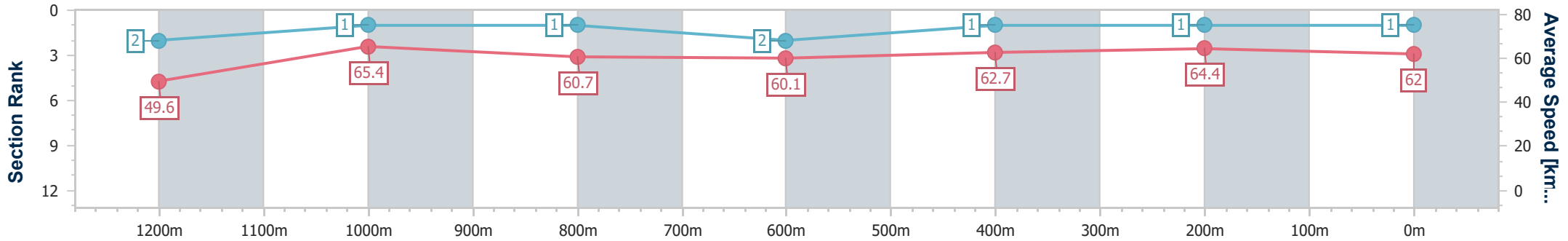


**Doomben QLD Professional**  
**Race 5: WEDDINGS @ TATTERSALL'S Fillies & Mares**  
**BENCHMARK 78 Handicap - 1350m**  
 25 November 2023 - 14:33  
 Track Rating: Soft 6, Weather: Showers, Rail Position: +4m Entire Course



BRISBANE  
RACING CLUB

Section	Overall	1200m	1000m	800m	600m	400m	200m
Section Times	1:19.88 [1] (0:10.93)	1:08.95 [2] (0:10.98)	0:57.97 [1] (0:11.86)	0:46.11 [1] (0:11.95)	0:34.16 [2] (0:11.42)	0:22.74 [1] (0:11.12)	0:11.62 [1] (0:11.62)
Average Speed [km/h]	49.6	65.4	60.7	60.1	62.7	64.4	62.0
Top Speed [km/h]	67.0	67.4	62.8	61.2	63.5	65.2	64.1
Avg. Dist. to Rail [m]	6.6	2.4	0.3	0.3	1.3	1.5	0.8
Avg. Stride Freq. [Hz]	2.3	2.3	2.2	2.2	2.2	2.3	2.3
Avg. Stride Length [m]	6.1	8.0	7.8	7.7	7.8	7.7	7.5



- [ ] Ranking at each section and finish
- .-.- No data available at this section
- NA No data available



Horse/Jockey Name	Midnight In Tokyo
Final Rank	2
Fastest Section Time (Section)	0:10.85 (400m)
Top Speed [km/h] (Section)	68.5 (400m)
Race State	Finished

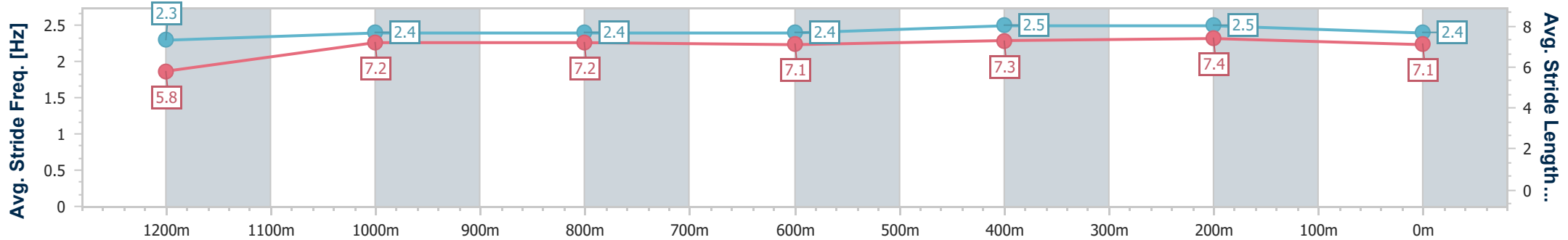
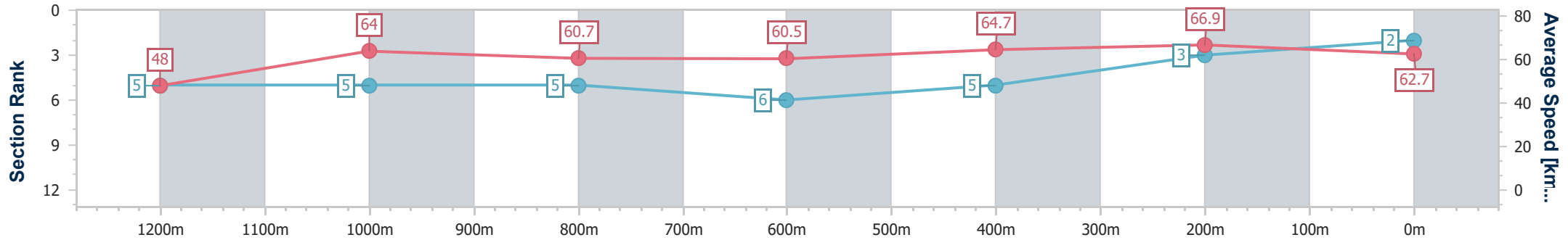


**Doomben QLD Professional**  
**Race 5: WEDDINGS @ TATTERSALL'S Fillies & Mares**  
**BENCHMARK 78 Handicap - 1350m**  
 25 November 2023 - 14:33  
 Track Rating: Soft 6, Weather: Showers, Rail Position: +4m Entire Course



BRISBANE  
RACING CLUB

Section	Overall	1200m	1000m	800m	600m	400m	200m
Section Times	1:19.95 [2] (0:11.25)	1:08.70 [5] (0:11.25)	0:57.45 [5] (0:11.90)	0:45.55 [5] (0:11.92)	0:33.63 [6] (0:11.24)	0:22.39 [5] (0:10.85)	0:11.54 [3] (0:11.54)
Average Speed [km/h]	48.0	64.0	60.7	60.5	64.7	66.9	62.7
Top Speed [km/h]	62.3	66.0	62.8	62.2	66.5	68.5	65.5
Avg. Dist. to Rail [m]	2.2	1.5	1.1	0.6	2.2	3.9	3.2
Avg. Stride Freq. [Hz]	2.3	2.4	2.4	2.4	2.5	2.5	2.4
Avg. Stride Length [m]	5.8	7.2	7.2	7.1	7.3	7.4	7.1



- [ ] Ranking at each section and finish
- .-.- No data available at this section
- NA No data available



Horse/Jockey Name	April In Augusta
Final Rank	3
Fastest Section Time (Section)	0:10.91 (Overall)
Top Speed [km/h] (Section)	67.0 (1200m)
Race State	Finished



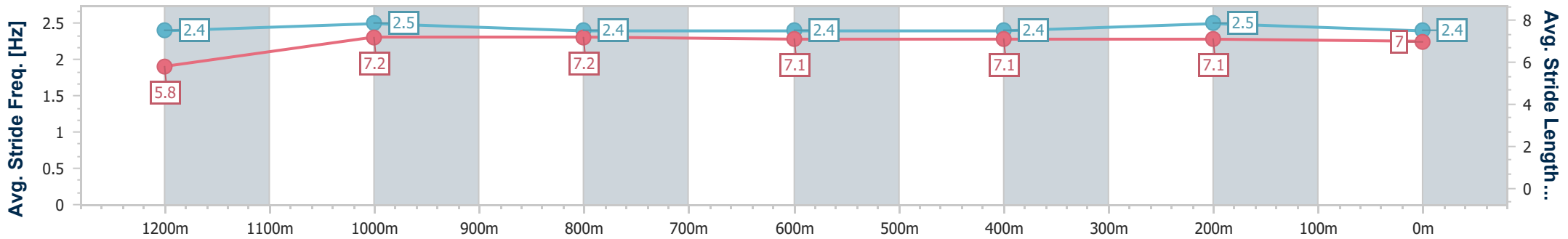
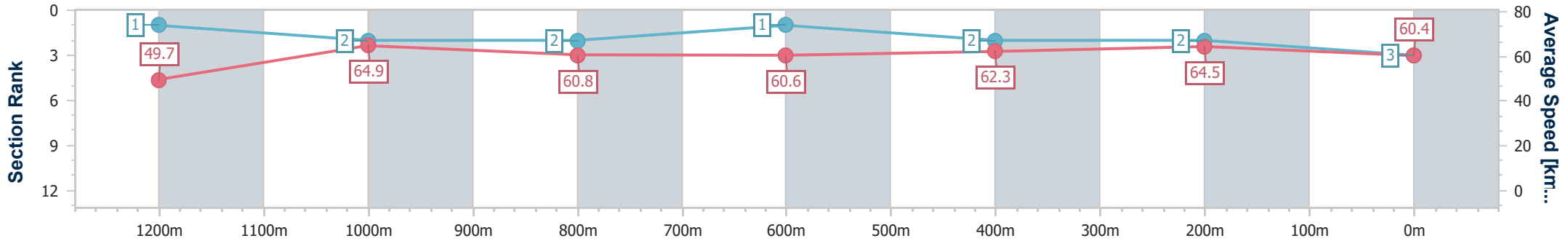
**Doomben QLD Professional**  
**Race 5: WEDDINGS @ TATTERSALL'S Fillies & Mares**  
**BENCHMARK 78 Handicap - 1350m**



**BRISBANE**  
 RACING CLUB

25 November 2023 - 14:33  
 Track Rating: Soft 6, Weather: Showers, Rail Position: +4m Entire Course

Section	Overall	1200m	1000m	800m	600m	400m	200m
Section Times	1:20.31 [3] (0:10.91)	1:09.40 [1] (0:11.05)	0:58.35 [2] (0:11.89)	0:46.46 [2] (0:11.86)	0:34.60 [1] (0:11.46)	0:23.14 [2] (0:11.19)	0:11.95 [2] (0:11.95)
Average Speed [km/h]	49.7	64.9	60.8	60.6	62.3	64.5	60.4
Top Speed [km/h]	65.7	67.0	62.9	61.8	64.2	66.7	64.4
Avg. Dist. to Rail [m]	8.2	2.9	0.6	0.4	0.7	0.4	0.4
Avg. Stride Freq. [Hz]	2.4	2.5	2.4	2.4	2.4	2.5	2.4
Avg. Stride Length [m]	5.8	7.2	7.2	7.1	7.1	7.1	7.0



- [ ] Ranking at each section and finish
- .-.- No data available at this section
- NA No data available



Horse/Jockey Name	Zoukina
Final Rank	4
Fastest Section Time (Section)	0:10.97 (400m)
Top Speed [km/h] (Section)	67.0 (400m)
Race State	Finished

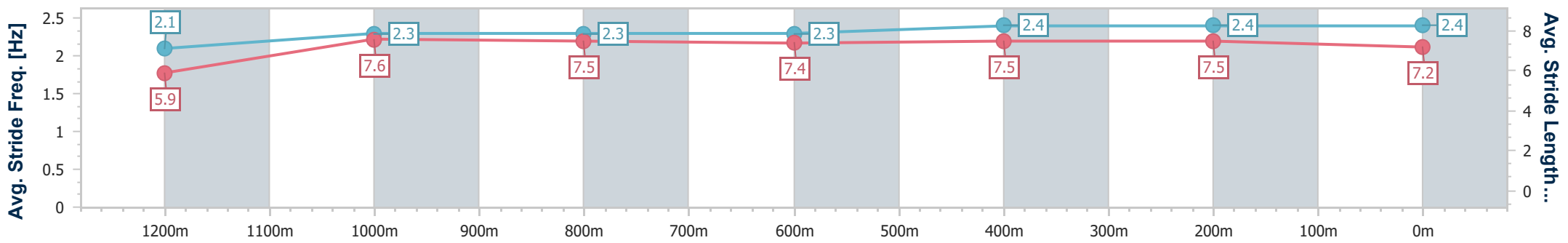
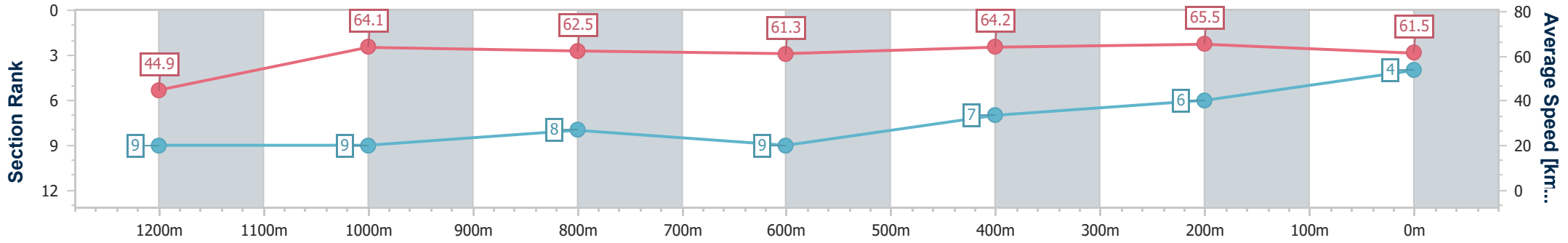


**Doomben QLD Professional**  
**Race 5: WEDDINGS @ TATTERSALL'S Fillies & Mares**  
**BENCHMARK 78 Handicap - 1350m**  
 25 November 2023 - 14:33  
 Track Rating: Soft 6, Weather: Showers, Rail Position: +4m Entire Course



BRISBANE  
RACING CLUB

Section	Overall	1200m	1000m	800m	600m	400m	200m						
Section Times	1:20.44 [4] (0:12.04)	1:08.40 [9] (0:11.24)	0:57.16 [9] (0:11.53)	0:45.63 [8] (0:11.74)	0:33.89 [9] (0:11.17)	0:22.72 [7] (0:10.97)	0:11.75 [6] (0:11.75)						
Average Speed [km/h]	44.9	64.1	62.5	61.3	64.2	65.5	61.5						
Top Speed [km/h]	63.9	65.9	64.3	62.0	66.6	67.0	65.3						
Avg. Dist. to Rail [m]	6.5	2.8	0.7	0.1	1.0	3.1	6.2						
Avg. Stride Freq. [Hz]	2.1	2.3	2.3	2.3	2.4	2.4	2.4						
Avg. Stride Length [m]	5.9	7.6	7.5	7.4	7.5	7.5	7.2						



- [ ] Ranking at each section and finish
- .-.- No data available at this section
- NA No data available



Horse/Jockey Name	Twice On Sunday
Final Rank	5
Fastest Section Time (Section)	0:11.14 (Overall)
Top Speed [km/h] (Section)	65.5 (1200m)
Race State	Finished

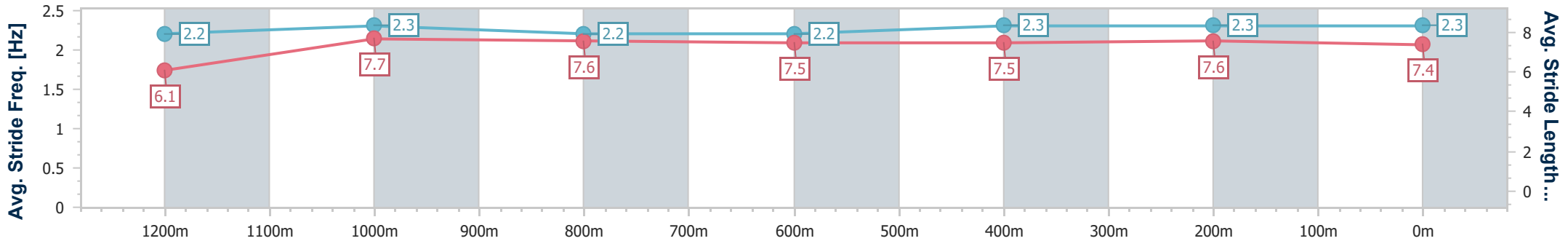
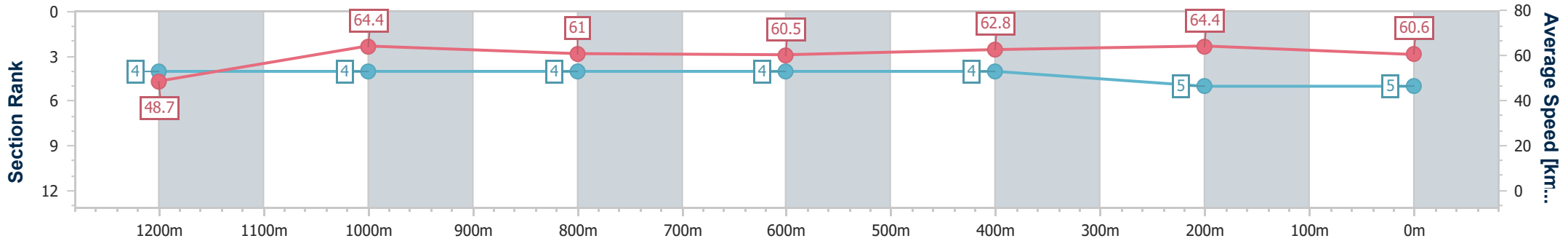


**Doomben QLD Professional**  
**Race 5: WEDDINGS @ TATTERSALL'S Fillies & Mares**  
**BENCHMARK 78 Handicap - 1350m**  
 25 November 2023 - 14:33  
 Track Rating: Soft 6, Weather: Showers, Rail Position: +4m Entire Course



BRISBANE  
RACING CLUB

Section	Overall	1200m	1000m	800m	600m	400m	200m
Section Times	1:20.46 [5] (0:11.14)	1:09.32 [4] (0:11.16)	0:58.16 [4] (0:11.82)	0:46.34 [4] (0:11.91)	0:34.43 [4] (0:11.37)	0:23.06 [4] (0:11.15)	0:11.91 [5] (0:11.91)
Average Speed [km/h]	48.7	64.4	61.0	60.5	62.8	64.4	60.6
Top Speed [km/h]	63.8	65.5	63.2	61.9	64.4	65.5	63.9
Avg. Dist. to Rail [m]	1.8	0.7	0.4	0.2	1.0	0.9	0.7
Avg. Stride Freq. [Hz]	2.2	2.3	2.2	2.2	2.3	2.3	2.3
Avg. Stride Length [m]	6.1	7.7	7.6	7.5	7.5	7.6	7.4



- [ ] Ranking at each section and finish
- .-.- No data available at this section
- NA No data available



Horse/Jockey Name	Bitcoin Baby
Final Rank	6
Fastest Section Time (Section)	0:11.01 (Overall)
Top Speed [km/h] (Section)	66.0 (400m)
Race State	Finished

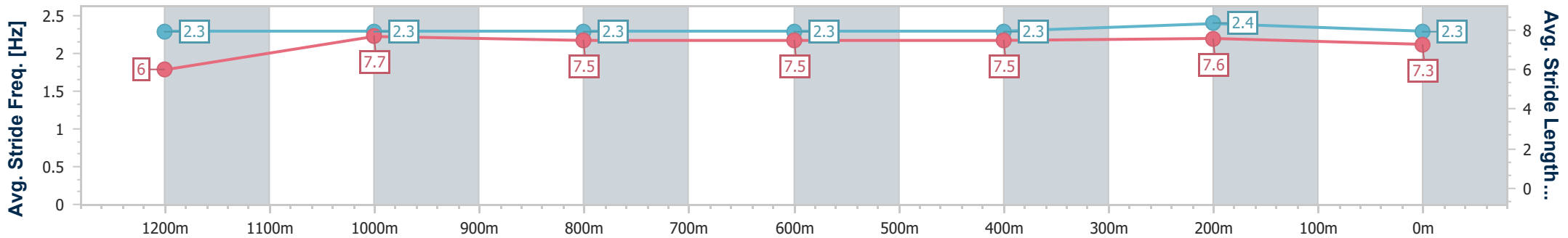
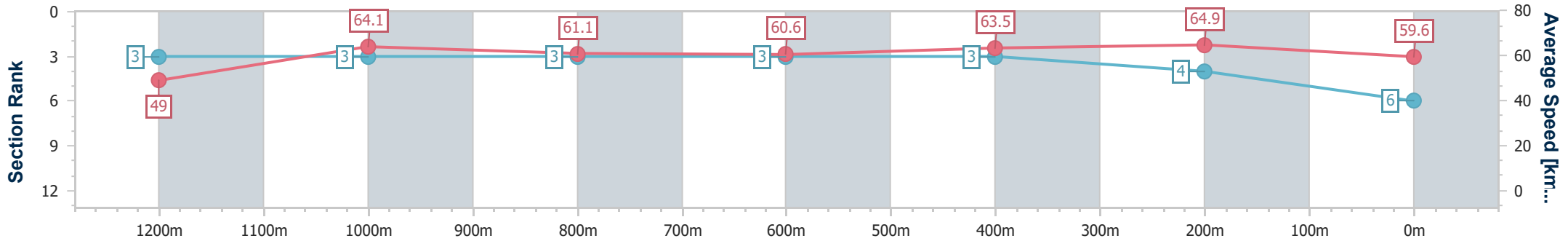


**Doomben QLD Professional**  
**Race 5: WEDDINGS @ TATTERSALL'S Fillies & Mares**  
**BENCHMARK 78 Handicap - 1350m**  
 25 November 2023 - 14:33  
 Track Rating: Soft 6, Weather: Showers, Rail Position: +4m Entire Course



BRISBANE  
RACING CLUB

Section	Overall	1200m	1000m	800m	600m	400m	200m
Section Times	1:20.55 [6] (0:11.01)	1:09.54 [3] (0:11.24)	0:58.30 [3] (0:11.86)	0:46.44 [3] (0:11.92)	0:34.52 [3] (0:11.35)	0:23.17 [3] (0:11.09)	0:12.08 [4] (0:12.08)
Average Speed [km/h]	49.0	64.1	61.1	60.6	63.5	64.9	59.6
Top Speed [km/h]	64.2	65.1	63.0	62.0	65.9	66.0	63.5
Avg. Dist. to Rail [m]	4.7	2.4	1.5	0.9	0.3	0.6	2.6
Avg. Stride Freq. [Hz]	2.3	2.3	2.3	2.3	2.3	2.4	2.3
Avg. Stride Length [m]	6.0	7.7	7.5	7.5	7.5	7.6	7.3



- [ ] Ranking at each section and finish
- .-.- No data available at this section
- NA No data available





Horse/Jockey Name	Motomiss
Final Rank	7
Fastest Section Time (Section)	0:11.07 (400m)
Top Speed [km/h] (Section)	66.6 (400m)
Race State	Finished

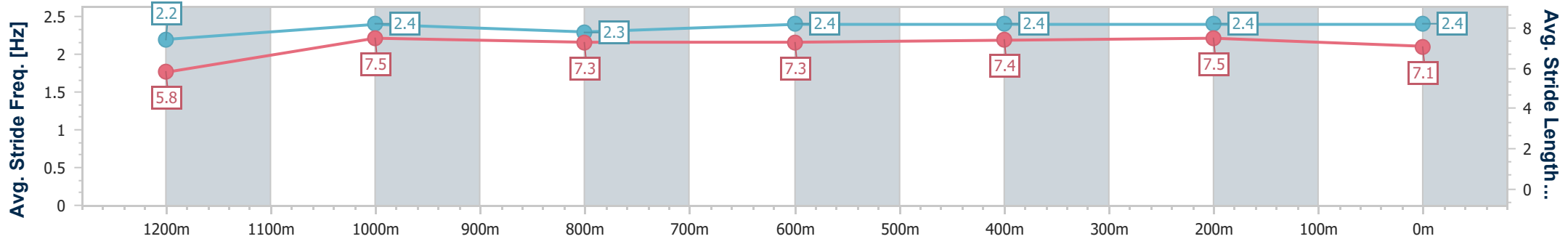
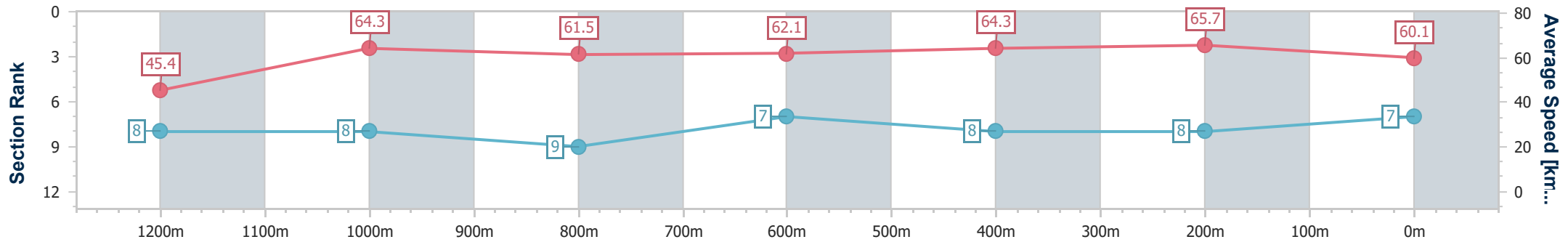


**Doomben QLD Professional**  
**Race 5: WEDDINGS @ TATTERSALL'S Fillies & Mares**  
**BENCHMARK 78 Handicap - 1350m**  
 25 November 2023 - 14:33  
 Track Rating: Soft 6, Weather: Showers, Rail Position: +4m Entire Course



BRISBANE  
RACING CLUB

Section	Overall	1200m	1000m	800m	600m	400m	200m
Section Times	1:20.81 [7] (0:11.85)	1:08.96 [8] (0:11.22)	0:57.74 [8] (0:11.76)	0:45.98 [9] (0:11.68)	0:34.30 [7] (0:11.30)	0:23.00 [8] (0:11.07)	0:11.93 [8] (0:11.93)
Average Speed [km/h]	45.4	64.3	61.5	62.1	64.3	65.7	60.1
Top Speed [km/h]	63.9	65.5	63.5	64.5	65.8	66.6	64.6
Avg. Dist. to Rail [m]	4.8	1.9	1.5	1.4	1.9	5.7	6.4
Avg. Stride Freq. [Hz]	2.2	2.4	2.3	2.4	2.4	2.4	2.4
Avg. Stride Length [m]	5.8	7.5	7.3	7.3	7.4	7.5	7.1



- [ ] Ranking at each section and finish
- .-.- No data available at this section
- NA No data available



Horse/Jockey Name	Too Much Class
Final Rank	8
Fastest Section Time (Section)	0:11.14 (400m)
Top Speed [km/h] (Section)	65.3 (400m)
Race State	Finished

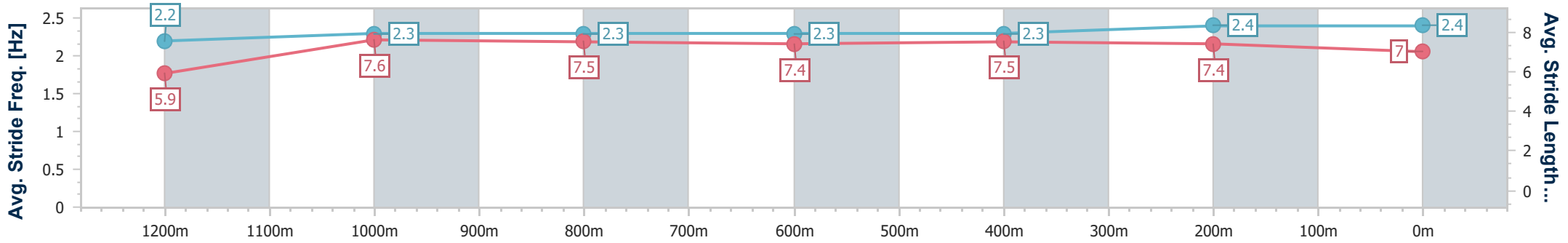
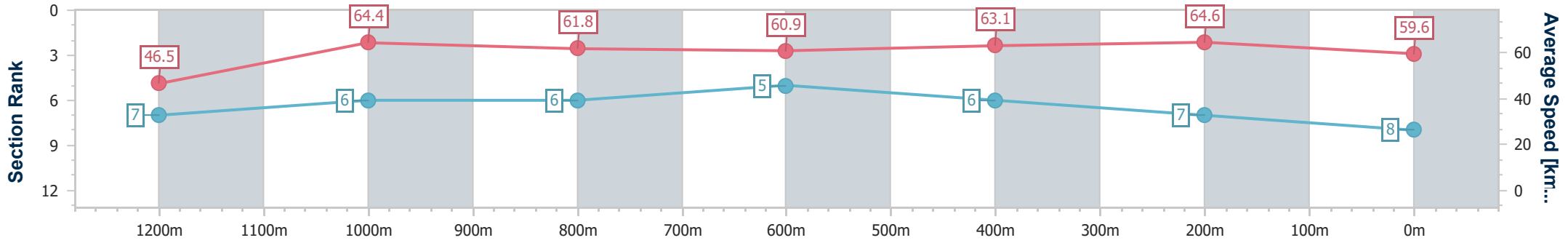


**Doomben QLD Professional**  
**Race 5: WEDDINGS @ TATTERSALL'S Fillies & Mares**  
**BENCHMARK 78 Handicap - 1350m**  
 25 November 2023 - 14:33  
 Track Rating: Soft 6, Weather: Showers, Rail Position: +4m Entire Course



BRISBANE  
RACING CLUB

Section	Overall	1200m	1000m	800m	600m	400m	200m
Section Times	1:20.83 [8] (0:11.61)	1:09.22 [7] (0:11.19)	0:58.03 [6] (0:11.67)	0:46.36 [6] (0:11.80)	0:34.56 [5] (0:11.36)	0:23.20 [6] (0:11.14)	0:12.06 [7] (0:12.06)
Average Speed [km/h]	46.5	64.4	61.8	60.9	63.1	64.6	59.6
Top Speed [km/h]	64.0	65.2	64.0	62.1	63.6	65.3	63.9
Avg. Dist. to Rail [m]	5.9	0.6	0.3	0.2	0.9	2.2	2.7
Avg. Stride Freq. [Hz]	2.2	2.3	2.3	2.3	2.3	2.4	2.4
Avg. Stride Length [m]	5.9	7.6	7.5	7.4	7.5	7.4	7.0



- [ ] Ranking at each section and finish
- .-.- No data available at this section
- NA No data available



Horse/Jockey Name	Tycoon Baby
Final Rank	9
Fastest Section Time (Section)	0:11.34 (1200m)
Top Speed [km/h] (Section)	65.1 (600m)
Race State	Finished

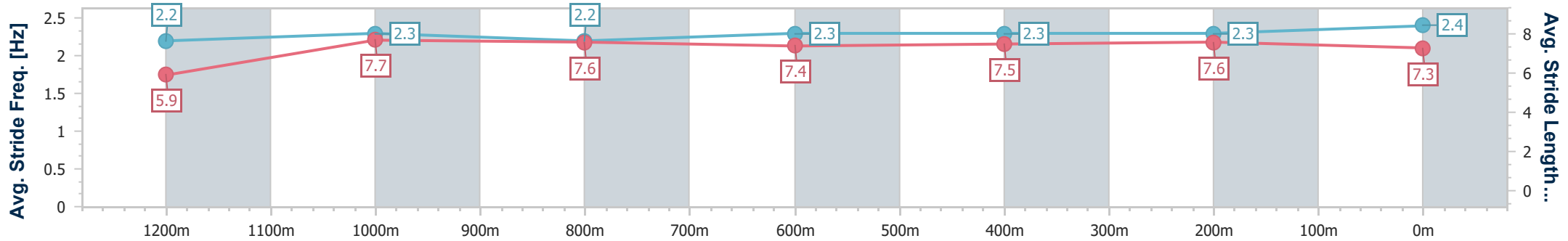
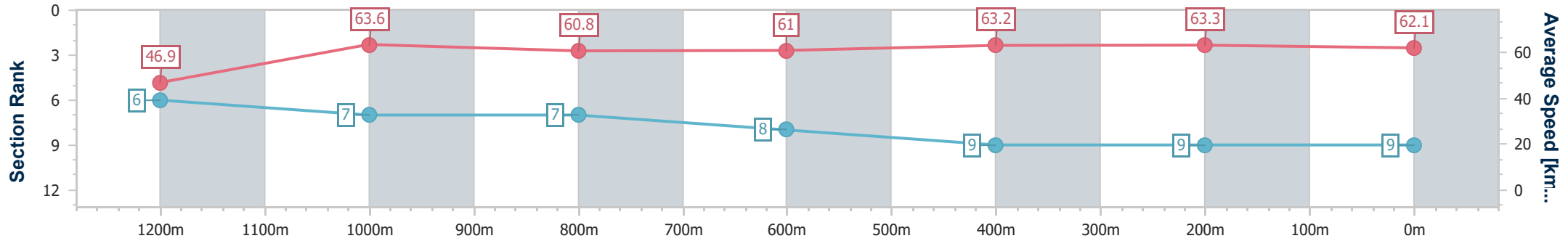


**Doomben QLD Professional**  
**Race 5: WEDDINGS @ TATTERSALL'S Fillies & Mares**  
**BENCHMARK 78 Handicap - 1350m**  
 25 November 2023 - 14:33  
 Track Rating: Soft 6, Weather: Showers, Rail Position: +4m Entire Course



BRISBANE  
RACING CLUB

Section	Overall	1200m	1000m	800m	600m	400m	200m
Section Times	1:20.97 [9] (0:11.47)	1:09.50 [6] (0:11.34)	0:58.16 [7] (0:11.85)	0:46.31 [7] (0:11.87)	0:34.44 [8] (0:11.41)	0:23.03 [9] (0:11.41)	0:11.62 [9] (0:11.62)
Average Speed [km/h]	46.9	63.6	60.8	61.0	63.2	63.3	62.1
Top Speed [km/h]	62.8	64.1	63.9	62.5	65.1	64.2	63.6
Avg. Dist. to Rail [m]	4.0	1.8	1.1	0.5	0.5	2.9	2.0
Avg. Stride Freq. [Hz]	2.2	2.3	2.2	2.3	2.3	2.3	2.4
Avg. Stride Length [m]	5.9	7.7	7.6	7.4	7.5	7.6	7.3



- [ ] Ranking at each section and finish
- .-.- No data available at this section
- NA No data available