



# Doomben QLD Professional

## Race 6: THE CONSERVATORY AT TATTERSALL'S Class 3 Plate - 1615m

25 November 2023 - 15:12



BRISBANE  
RACING CLUB

Track Rating: Soft 6, Weather: Showers, Rail Position: +4m Entire Course

Section														
Field Times	Overall	1400m	1200m	1000m	800m	600m	400m	Last 600m						
	1:38.19 (0:14.87)	1:23.32 (0:11.14)	1:12.18 (0:11.81)	1:00.37 (0:12.47)	0:47.90 (0:12.47)	0:35.43 (0:12.02)	0:23.41 (0:11.55)	0:35.43						
Rank	TAB	Horse/Jockey	Barrier	Top Speed [km/h]	Fastest Section									Distance Travelled [m]
1	4	ALBERICH James Orman	1	66.1 400m	0:11.19 400m	1:38.19 [1] (0:15.21)	1:22.98 [8] (0:11.42)	1:11.56 [7] (0:11.91)	0:59.65 [8] (0:12.49)	0:47.16 [8] (0:12.41)	0:34.75 [9] (0:11.72)	0:23.03 [7] (0:11.19)	0:34.75	
2	13	BRAVE MASO Bailey Wheeler	5	64.8 Overall	0:11.28 1400m	1:38.21 [2] (0:14.89)	1:23.32 [2] (0:11.28)	1:12.04 [3] (0:11.84)	1:00.20 [3] (0:12.52)	0:47.68 [3] (0:12.50)	0:35.18 [3] (0:11.83)	0:23.35 [2] (0:11.47)	0:35.18	+3
3	14	MADAME ODETTTE Ben Thompson	7	66.1 400m	0:11.28 400m	1:38.23 [3] (0:15.19)	1:23.04 [7] (0:11.44)	1:11.60 [8] (0:11.98)	0:59.62 [9] (0:12.50)	0:47.12 [9] (0:12.37)	0:34.75 [10] (0:11.83)	0:22.92 [9] (0:11.28)	0:34.75	+10
4	1	CACOFONIX Andrew Mallyon	11	66.1 400m	0:11.27 400m	1:38.64 [4] (0:15.44)	1:23.20 [10] (0:11.48)	1:11.72 [11] (0:11.92)	0:59.80 [11] (0:12.42)	0:47.38 [10] (0:12.18)	0:35.20 [8] (0:12.00)	0:23.20 [10] (0:11.27)	0:35.20	+8
5	16	WICKED'N' LOVIN'IT Samantha Collett	3	63.9 1400m	0:11.33 1400m	1:38.77 [5] (0:14.96)	1:23.81 [4] (0:11.33)	1:12.48 [5] (0:11.89)	1:00.59 [4] (0:12.55)	0:48.04 [5] (0:12.57)	0:35.47 [6] (0:11.81)	0:23.66 [6] (0:11.49)	0:35.47	+4
6	6	HAPPISBURGH Martin Harley	10	64.6 400m	0:11.49 400m	1:38.78 [6] (0:15.22)	1:23.56 [9] (0:11.55)	1:12.01 [9] (0:11.76)	1:00.25 [7] (0:12.44)	0:47.81 [7] (0:12.23)	0:35.58 [5] (0:11.88)	0:23.70 [5] (0:11.49)	0:35.58	+13
7	11	PREFER US Angela Jones	12	65.7 1400m	0:11.29 1400m	1:38.83 [7] (0:14.98)	1:23.85 [5] (0:11.29)	1:12.56 [4] (0:11.92)	1:00.64 [5] (0:12.49)	0:48.15 [4] (0:12.46)	0:35.69 [4] (0:11.93)	0:23.76 [4] (0:11.63)	0:35.69	+10
8	2	PORKY Ryan Maloney	6	66.0 1400m	0:11.20 1400m	1:38.97 [8] (0:14.87)	1:24.10 [1] (0:11.20)	1:12.90 [2] (0:11.75)	1:01.15 [1] (0:12.47)	0:48.68 [1] (0:12.47)	0:36.21 [1] (0:12.02)	0:24.19 [1] (0:11.63)	0:36.21	+2
9	8	SPILL THE SECRET Justin Stanley	13	64.7 Overall	0:11.38 400m	1:39.20 [9] (0:15.45)	1:23.75 [11] (0:11.45)	1:12.30 [10] (0:11.94)	1:00.36 [10] (0:12.54)	0:47.82 [11] (0:12.33)	0:35.49 [11] (0:11.73)	0:23.76 [11] (0:11.38)	0:35.49	+3
10	9	ZAHER Cejay Graham	16	69.2 Overall	0:11.09 1400m	1:39.32 [10] (0:14.92)	1:24.40 [3] (0:11.09)	1:13.31 [1] (0:11.85)	1:01.46 [2] (0:12.44)	0:49.02 [2] (0:12.56)	0:36.46 [2] (0:12.09)	0:24.37 [3] (0:11.79)	0:36.46	+16

Scratched: Champagne Pop (#10), Shezadandi (#15), Never Give Up (#7), Tojaki (#12), Talk Time (#3)

[ ] Ranking at each section and finish  
 -:-:- No data available at this section  
 NA No data available

SCN Saddle cloth number  
 DNF Did not finish  
 DNT Did not track



# Doomben QLD Professional

## Race 6: THE CONSERVATORY AT TATTERSALL'S Class 3 Plate - 1615m

25 November 2023 - 15:12



BRISBANE  
RACING CLUB

Track Rating: Soft 6, Weather: Showers, Rail Position: +4m Entire Course

Section	Overall	1400m	1200m	1000m	800m	600m	400m	Last 600m
Field Times	1:38.19 (0:14.87)	1:23.32 (0:11.14)	1:12.18 (0:11.81)	1:00.37 (0:12.47)	0:47.90 (0:12.47)	0:35.43 (0:12.02)	0:23.41 (0:11.55)	0:35.43

Rank	TAB	Horse/Jockey	Barrier	Top Speed [km/h]	Fastest Section	Overall	1400m	1200m	1000m	800m	600m	400m	Last 600m	Distance Travelled [m]
11	5	CARBONETTI Damien Thornton	8	66.3 1400m	0:11.25 1400m	1:39.46 [11] (0:15.17)	1:24.29 [6] (0:11.25)	1:13.04 [6] (0:12.00)	1:01.04 [6] (0:12.49)	0:48.55 [6] (0:12.47)	0:36.08 [7] (0:11.83)	0:24.25 [8] (0:11.59)	0:36.08	+9

Scratched: Champagne Pop (#10), Shezadandi (#15), Never Give Up (#7), Tojaki (#12), Talk Time (#3)

[ ] Ranking at each section and finish  
 -:-:- No data available at this section  
 NA No data available

SCN Saddle cloth number  
 DNF Did not finish  
 DNT Did not track



# Doomben QLD Professional

## Race 6: THE CONSERVATORY AT TATTERSALL'S Class 3 Plate - 1615m

25 November 2023 - 15:12



BRISBANE  
RACING CLUB

Track Rating: Soft 6, Weather: Showers, Rail Position: +4m Entire Course

Section				200m				Last 600m	
Field Times				0:11.86 (0:11.86)				0:35.43	
Rank	TAB	Horse/Jockey	Barrier	Top Speed [km/h]	Fastest Section	Margin			Distance Travelled [m]
1	4	ALBERICH James Orman	1	66.1 400m	0:11.19 400m	0:11.84 [2] (0:11.84)	1:38.19		0:34.75
2	13	BRAVE MASO Bailey Wheeler	5	64.8 Overall	0:11.28 1400m	0:11.88 [1] (0:11.88)	0.11L		0:35.18 +3
3	14	MADAME ODETTÉ Ben Thompson	7	66.1 400m	0:11.28 400m	0:11.64 [5] (0:11.64)	0.24L		0:34.75 +10
4	1	CACOFONIX Andrew Mallyon	11	66.1 400m	0:11.27 400m	0:11.93 [8] (0:11.93)	2.63L		0:35.20 +8
5	16	WICKED'N' LOVIN'IT Samantha Collett	3	63.9 1400m	0:11.33 1400m	0:12.17 [6] (0:12.17)	3.44L		0:35.47 +4
6	6	HAPPISBURGH Martin Harley	10	64.6 400m	0:11.49 400m	0:12.21 [4] (0:12.21)	3.47L		0:35.58 +13
7	11	PREFER US Angela Jones	12	65.7 1400m	0:11.29 1400m	0:12.13 [7] (0:12.13)	3.77L		0:35.69 +10
8	2	PORKY Ryan Maloney	6	66.0 1400m	0:11.20 1400m	0:12.56 [3] (0:12.56)	4.58L		0:36.21 +2
9	8	SPILL THE SECRET Justin Stanley	13	64.7 Overall	0:11.38 400m	0:12.38 [11] (0:12.38)	5.96L		0:35.49 +3
10	9	ZAHER Cejay Graham	16	69.2 Overall	0:11.09 1400m	0:12.58 [9] (0:12.58)	6.62L		0:36.46 +16

Scratched: Champagne Pop (#10), Shezadandi (#15), Never Give Up (#7), Tojaki (#12), Talk Time (#3)

Report Created: Sat 25 November 2023 15:58 GMT (Note: Timing is based on position data)

Page 3/15

[ ] Ranking at each section and finish  
 -:-:- No data available at this section  
 NA No data available

SCN Saddle cloth number  
 DNF Did not finish  
 DNT Did not track

data processed by TRIPLESDATA



# Doomben QLD Professional

## Race 6: THE CONSERVATORY AT TATTERSALL'S Class 3 Plate - 1615m

25 November 2023 - 15:12



BRISBANE  
RACING CLUB

Track Rating: Soft 6, Weather: Showers, Rail Position: +4m Entire Course

Section		200m				Last 600m	
Field Times		0:11.86 (0:11.86)				0:35.43	
Rank	TAB Horse/Jockey	Barrier	Top Speed [km/h]	Fastest Section	Margin		Distance Travelled [m]
11	5 CARBONETTI Damien Thornton	8	66.3 1400m	0:11.25 1400m	0:12.66 [10] (0:12.66)	7.46L	0:36.08 +9

Scratched: Champagne Pop (#10), Shezadandi (#15), Never Give Up (#7), Tojaki (#12), Talk Time (#3)

[ ] Ranking at each section and finish  
 -:-:- No data available at this section  
 NA No data available

SCN Saddle cloth number  
 DNF Did not finish  
 DNT Did not track



Horse/Jockey Name	Alberich
Final Rank	1
Fastest Section Time (Section)	0:11.19 (400m)
Top Speed [km/h] (Section)	66.1 (400m)
Race State	Finished



Doomben QLD Professional  
Race 6: THE CONSERVATORY AT TATTERSALL'S Class 3 Plate - 1615m

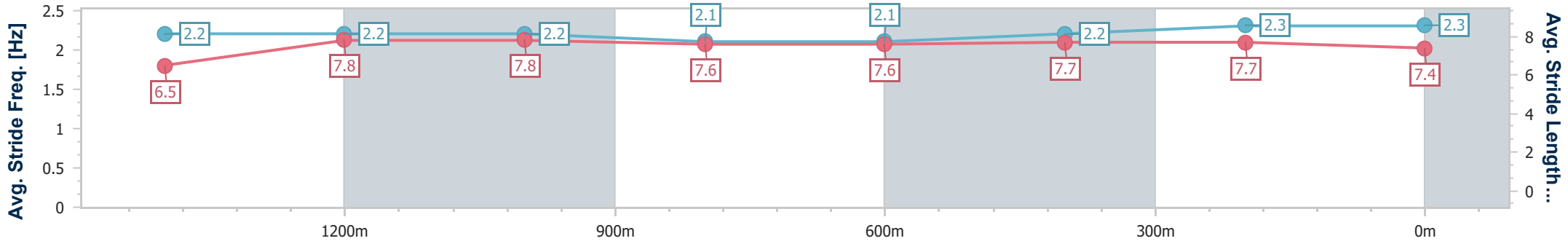
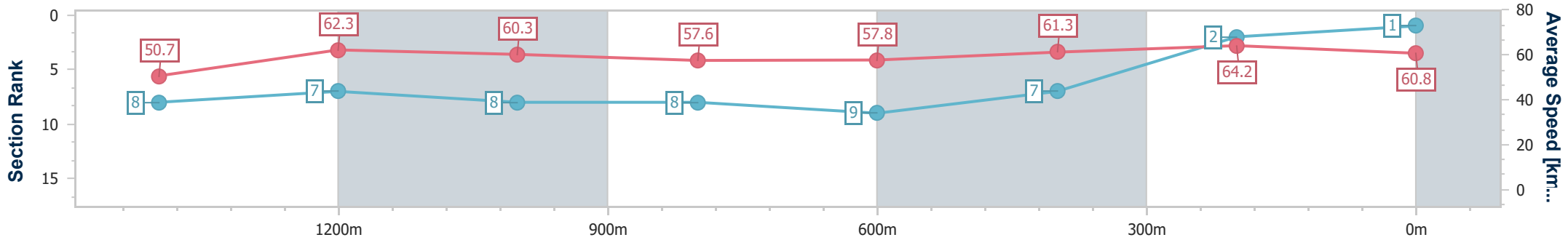


25 November 2023 - 15:12

Track Rating: Soft 6, Weather: Showers, Rail Position: +4m Entire Course

BRISBANE RACING CLUB

Section	Overall	1400m	1200m	1000m	800m	600m	400m	200m						
Section Times	1:38.19 [1] (0:15.21)	1:22.98 [8] (0:11.42)	1:11.56 [7] (0:11.91)	0:59.65 [8] (0:12.49)	0:47.16 [8] (0:12.41)	0:34.75 [9] (0:11.72)	0:23.03 [7] (0:11.19)	0:11.84 [2] (0:11.84)						
Average Speed [km/h]	50.7	62.3	60.3	57.6	57.8	61.3	64.2	60.8						
Top Speed [km/h]	62.9	63.5	63.4	59.3	59.2	63.4	66.1	63.5						
Avg. Dist. to Rail [m]	1.8	1.8	1.2	0.7	0.7	0.9	0.5	1.5						
Avg. Stride Freq. [Hz]	2.2	2.2	2.2	2.1	2.1	2.2	2.3	2.3						
Avg. Stride Length [m]	6.5	7.8	7.8	7.6	7.6	7.7	7.7	7.4						



- [ ] Ranking at each section and finish
- .-.- No data available at this section
- NA No data available



Horse/Jockey Name	Brave Maso
Final Rank	2
Fastest Section Time (Section)	0:11.28 (1400m)
Top Speed [km/h] (Section)	64.8 (Overall)
Race State	Finished



**Doomben QLD Professional**  
**Race 6: THE CONSERVATORY AT TATTERSALL'S Class 3 Plate**  
 - 1615m

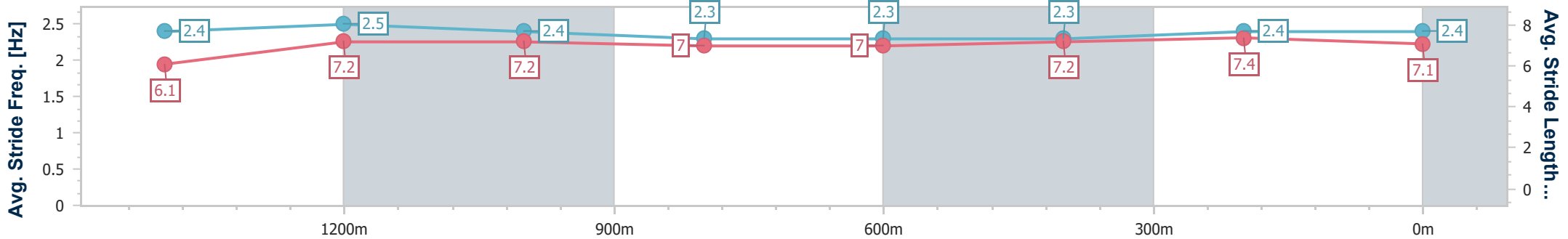
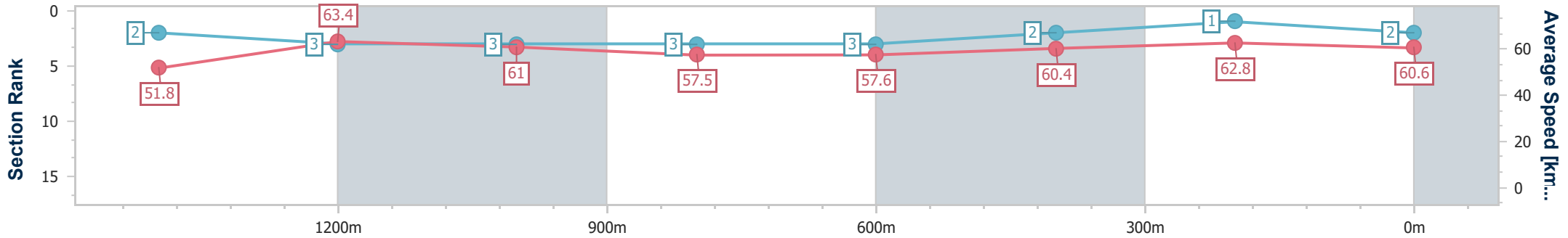


25 November 2023 - 15:12

Track Rating: Soft 6, Weather: Showers, Rail Position: +4m Entire Course

BRISBANE RACING CLUB

Section	Overall	1400m	1200m	1000m	800m	600m	400m	200m
Section Times	1:38.21 [2] (0:14.89)	1:23.32 [2] (0:11.28)	1:12.04 [3] (0:11.84)	1:00.20 [3] (0:12.52)	0:47.68 [3] (0:12.50)	0:35.18 [3] (0:11.83)	0:23.35 [2] (0:11.47)	0:11.88 [1] (0:11.88)
Average Speed [km/h]	51.8	63.4	61.0	57.5	57.6	60.4	62.8	60.6
Top Speed [km/h]	64.8	64.7	62.5	58.9	60.1	61.1	63.4	62.7
Avg. Dist. to Rail [m]	0.8	0.7	0.4	0.3	0.4	0.8	0.6	1.8
Avg. Stride Freq. [Hz]	2.4	2.5	2.4	2.3	2.3	2.3	2.4	2.4
Avg. Stride Length [m]	6.1	7.2	7.2	7.0	7.0	7.2	7.4	7.1



- [ ] Ranking at each section and finish
- .-.- No data available at this section
- NA No data available



Horse/Jockey Name	Madame Odette
Final Rank	3
Fastest Section Time (Section)	0:11.28 (400m)
Top Speed [km/h] (Section)	66.1 (400m)
Race State	Finished



Doomben QLD Professional  
Race 6: THE CONSERVATORY AT TATTERSALL'S Class 3 Plate - 1615m

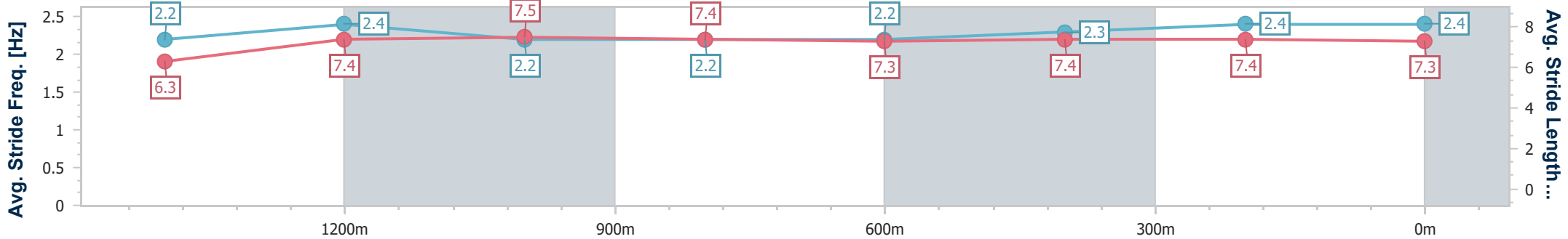
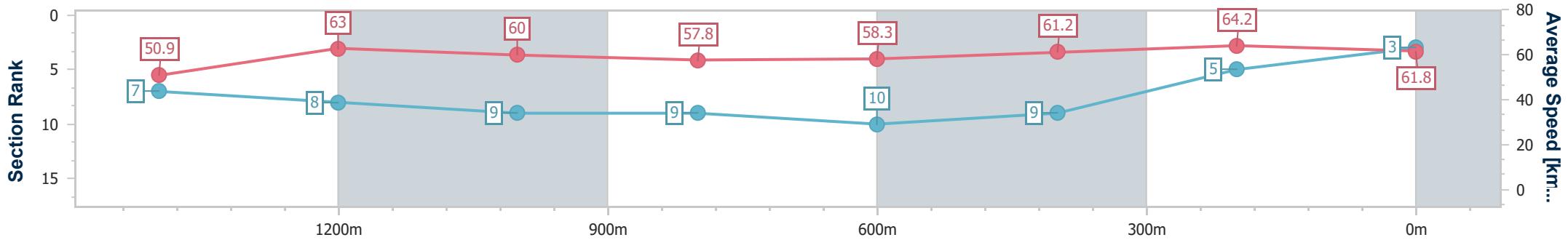


25 November 2023 - 15:12

Track Rating: Soft 6, Weather: Showers, Rail Position: +4m Entire Course

BRISBANE RACING CLUB

Section	Overall	1400m	1200m	1000m	800m	600m	400m	200m						
Section Times	1:38.23 [3] (0:15.19)	1:23.04 [7] (0:11.44)	1:11.60 [8] (0:11.98)	0:59.62 [9] (0:12.50)	0:47.12 [9] (0:12.37)	0:34.75 [10] (0:11.83)	0:22.92 [9] (0:11.28)	0:11.64 [5] (0:11.64)						
Average Speed [km/h]	50.9	63.0	60.0	57.8	58.3	61.2	64.2	61.8						
Top Speed [km/h]	65.1	65.1	62.8	59.1	60.5	62.6	66.1	64.2						
Avg. Dist. to Rail [m]	1.6	0.5	0.8	0.9	0.8	1.5	3.9	4.7						
Avg. Stride Freq. [Hz]	2.2	2.4	2.2	2.2	2.2	2.3	2.4	2.4						
Avg. Stride Length [m]	6.3	7.4	7.5	7.4	7.3	7.4	7.4	7.3						



- [ ] Ranking at each section and finish
- .-.- No data available at this section
- NA No data available



Horse/Jockey Name	Cacophonix
Final Rank	4
Fastest Section Time (Section)	0:11.27 (400m)
Top Speed [km/h] (Section)	66.1 (400m)
Race State	Finished



**Doomben QLD Professional**  
**Race 6: THE CONSERVATORY AT TATTERSALL'S Class 3 Plate**  
 - 1615m

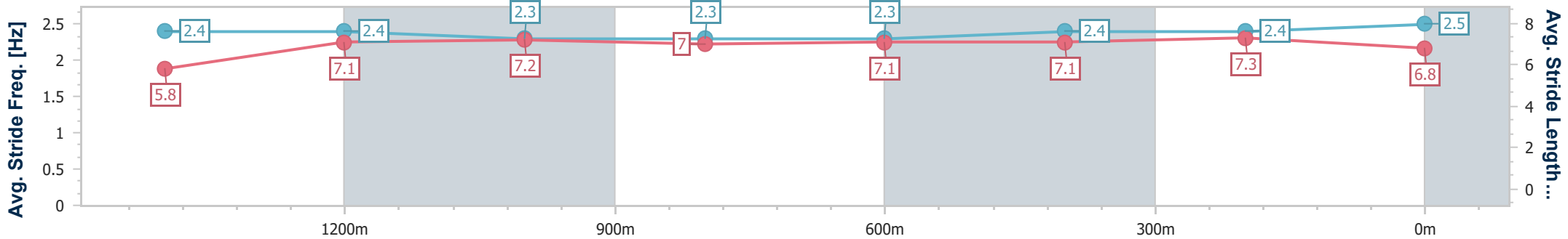
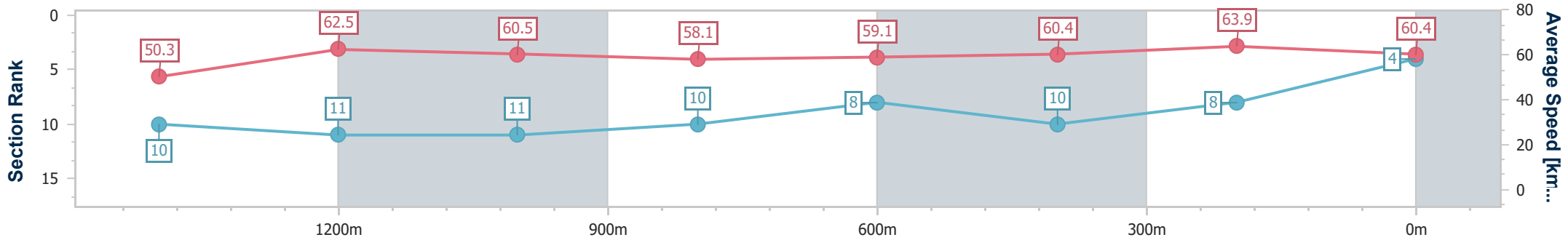


25 November 2023 - 15:12

Track Rating: Soft 6, Weather: Showers, Rail Position: +4m Entire Course

BRISBANE RACING CLUB

Section	Overall	1400m	1200m	1000m	800m	600m	400m	200m						
Section Times	1:38.64 [4] (0:15.44)	1:23.20 [10] (0:11.48)	1:11.72 [11] (0:11.92)	0:59.80 [11] (0:12.42)	0:47.38 [10] (0:12.18)	0:35.20 [8] (0:12.00)	0:23.20 [10] (0:11.27)	0:11.93 [8] (0:11.93)						
Average Speed [km/h]	50.3	62.5	60.5	58.1	59.1	60.4	63.9	60.4						
Top Speed [km/h]	63.4	63.6	63.4	59.6	60.5	62.4	66.1	64.7						
Avg. Dist. to Rail [m]	4.1	0.3	0.2	0.6	0.6	1.3	3.0	4.9						
Avg. Stride Freq. [Hz]	2.4	2.4	2.3	2.3	2.3	2.4	2.4	2.5						
Avg. Stride Length [m]	5.8	7.1	7.2	7.0	7.1	7.1	7.3	6.8						



- [ ] Ranking at each section and finish
- .-.- No data available at this section
- NA No data available





Horse/Jockey Name	Wicked'n' Lovin'it
Final Rank	5
Fastest Section Time (Section)	0:11.33 (1400m)
Top Speed [km/h] (Section)	63.9 (1400m)
Race State	Finished



Doomben QLD Professional  
Race 6: THE CONSERVATORY AT TATTERSALL'S Class 3 Plate - 1615m

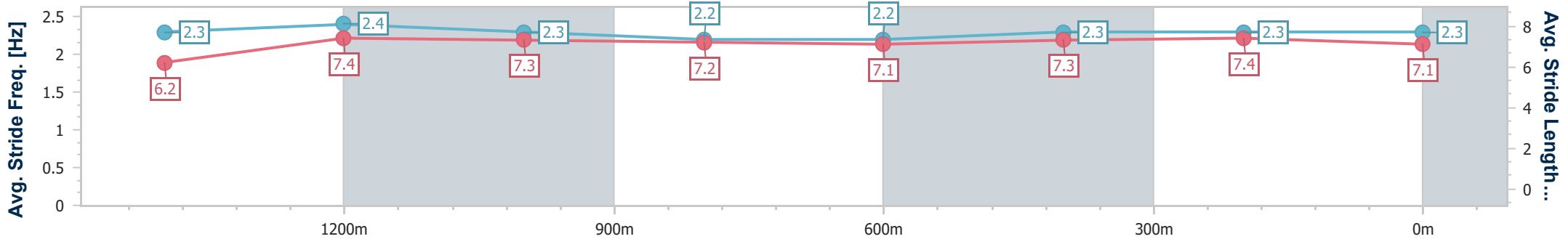
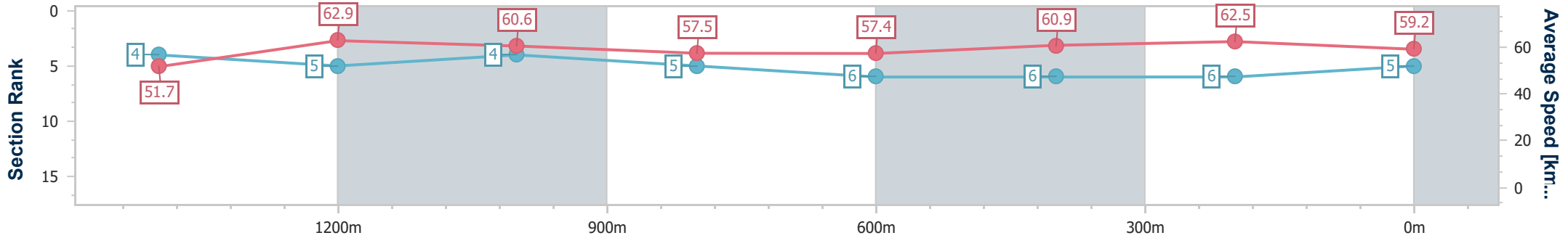


25 November 2023 - 15:12

Track Rating: Soft 6, Weather: Showers, Rail Position: +4m Entire Course

BRISBANE RACING CLUB

Section	Overall	1400m	1200m	1000m	800m	600m	400m	200m						
Section Times	1:38.77 [5] (0:14.96)	1:23.81 [4] (0:11.33)	1:12.48 [5] (0:11.89)	1:00.59 [4] (0:12.55)	0:48.04 [5] (0:12.57)	0:35.47 [6] (0:11.81)	0:23.66 [6] (0:11.49)	0:12.17 [6] (0:12.17)						
Average Speed [km/h]	51.7	62.9	60.6	57.5	57.4	60.9	62.5	59.2						
Top Speed [km/h]	63.4	63.9	62.8	58.4	59.3	61.7	63.4	61.7						
Avg. Dist. to Rail [m]	1.3	1.4	0.2	0.4	0.8	0.7	1.4	0.4						
Avg. Stride Freq. [Hz]	2.3	2.4	2.3	2.2	2.2	2.3	2.3	2.3						
Avg. Stride Length [m]	6.2	7.4	7.3	7.2	7.1	7.3	7.4	7.1						



- [ ] Ranking at each section and finish
- .-.- No data available at this section
- NA No data available



Horse/Jockey Name	Happisburgh
Final Rank	6
Fastest Section Time (Section)	0:11.49 (400m)
Top Speed [km/h] (Section)	64.6 (400m)
Race State	Finished



**Doomben QLD Professional**  
**Race 6: THE CONSERVATORY AT TATTERSALL'S Class 3 Plate**  
 - 1615m

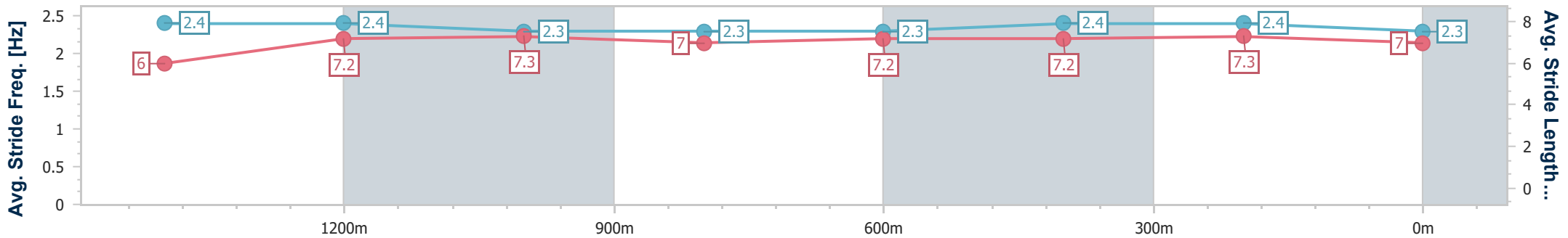
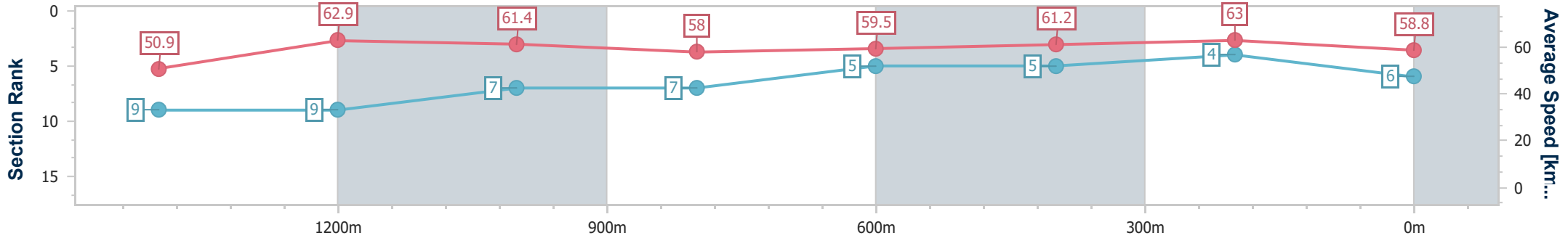


25 November 2023 - 15:12

Track Rating: Soft 6, Weather: Showers, Rail Position: +4m Entire Course

BRISBANE  
RACING CLUB

Section	Overall	1400m	1200m	1000m	800m	600m	400m	200m						
Section Times	1:38.78 [6] (0:15.22)	1:23.56 [9] (0:11.55)	1:12.01 [9] (0:11.76)	1:00.25 [7] (0:12.44)	0:47.81 [7] (0:12.23)	0:35.58 [5] (0:11.88)	0:23.70 [5] (0:11.49)	0:12.21 [4] (0:12.21)						
Average Speed [km/h]	50.9	62.9	61.4	58.0	59.5	61.2	63.0	58.8						
Top Speed [km/h]	63.7	64.1	63.8	60.0	61.0	62.2	64.6	62.6						
Avg. Dist. to Rail [m]	4.4	1.6	2.6	2.2	1.7	1.5	2.9	2.7						
Avg. Stride Freq. [Hz]	2.4	2.4	2.3	2.3	2.3	2.4	2.4	2.3						
Avg. Stride Length [m]	6.0	7.2	7.3	7.0	7.2	7.2	7.3	7.0						



- [ ] Ranking at each section and finish
- .-.- No data available at this section
- NA No data available



Horse/Jockey Name	Prefer Us
Final Rank	7
Fastest Section Time (Section)	0:11.29 (1400m)
Top Speed [km/h] (Section)	65.7 (1400m)
Race State	Finished



**Doomben QLD Professional**  
**Race 6: THE CONSERVATORY AT TATTERSALL'S Class 3 Plate**  
 - 1615m

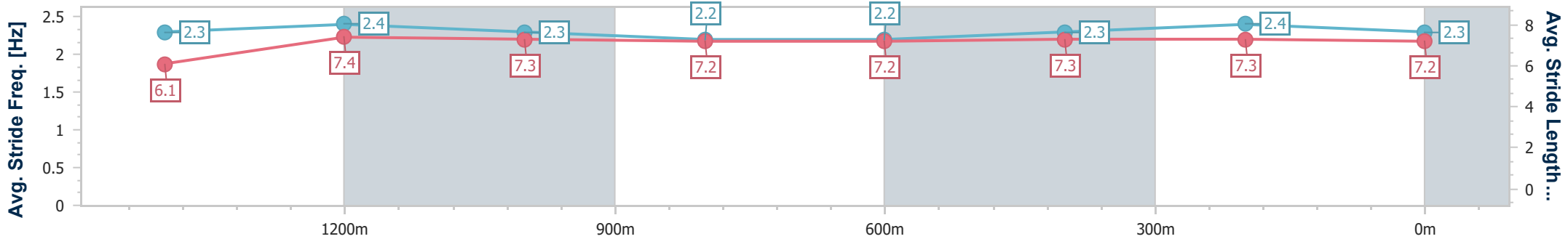
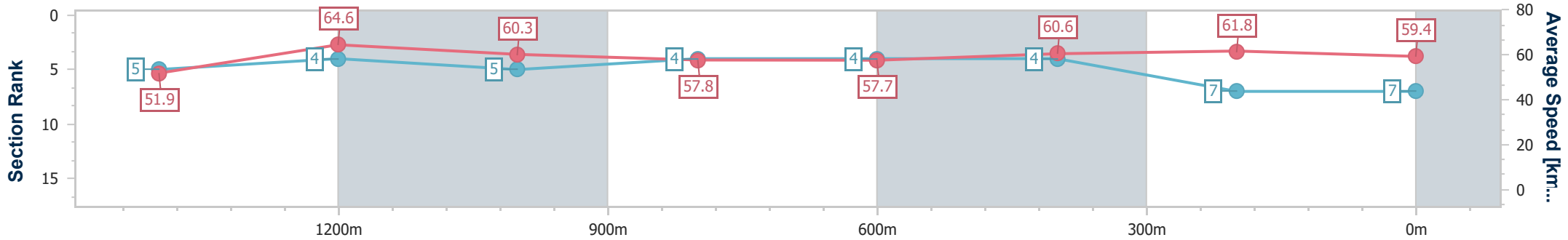


25 November 2023 - 15:12

Track Rating: Soft 6, Weather: Showers, Rail Position: +4m Entire Course

BRISBANE RACING CLUB

Section	Overall	1400m	1200m	1000m	800m	600m	400m	200m					
Section Times	1:38.83 [7] (0:14.98)	1:23.85 [5] (0:11.29)	1:12.56 [4] (0:11.92)	1:00.64 [5] (0:12.49)	0:48.15 [4] (0:12.46)	0:35.69 [4] (0:11.93)	0:23.76 [4] (0:11.63)	0:12.13 [7] (0:12.13)					
Average Speed [km/h]	51.9	64.6	60.3	57.8	57.7	60.6	61.8	59.4					
Top Speed [km/h]	65.6	65.7	63.9	58.0	60.1	61.5	62.7	62.2					
Avg. Dist. to Rail [m]	6.7	2.0	0.8	0.5	0.2	0.6	1.5	1.7					
Avg. Stride Freq. [Hz]	2.3	2.4	2.3	2.2	2.2	2.3	2.4	2.3					
Avg. Stride Length [m]	6.1	7.4	7.3	7.2	7.2	7.3	7.3	7.2					



- [ ] Ranking at each section and finish
- .-.- No data available at this section
- NA No data available



Horse/Jockey Name	Porky
Final Rank	8
Fastest Section Time (Section)	0:11.20 (1400m)
Top Speed [km/h] (Section)	66.0 (1400m)
Race State	Finished



Doomben QLD Professional  
Race 6: THE CONSERVATORY AT TATTERSALL'S Class 3 Plate - 1615m

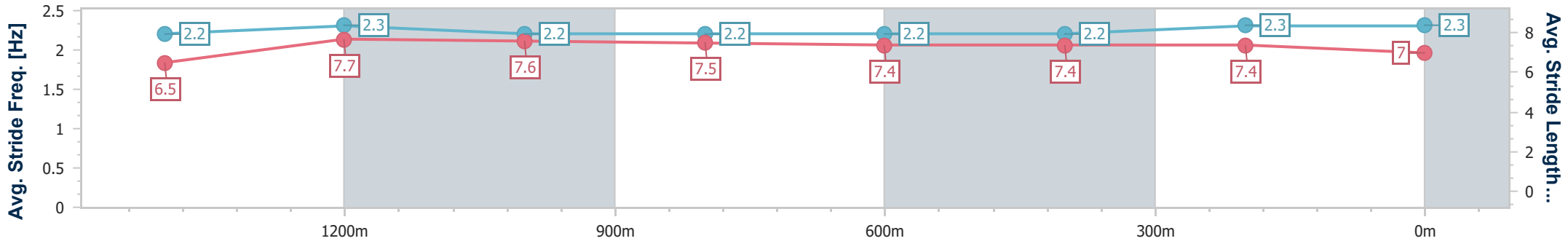
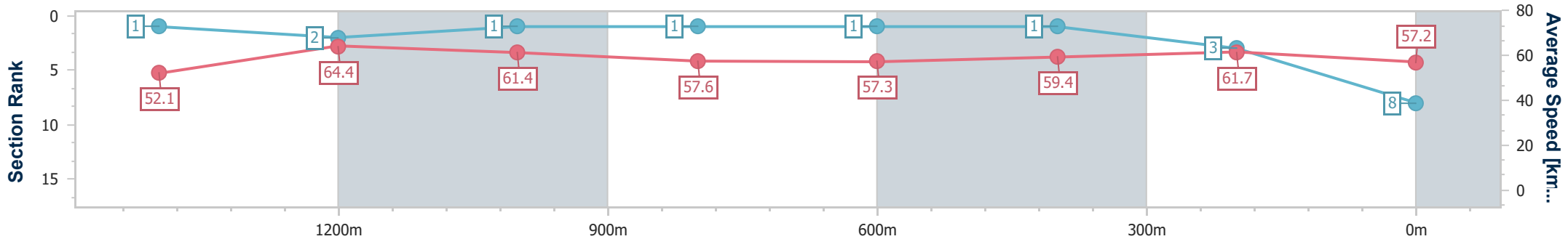


25 November 2023 - 15:12

Track Rating: Soft 6, Weather: Showers, Rail Position: +4m Entire Course

BRISBANE RACING CLUB

Section	Overall	1400m	1200m	1000m	800m	600m	400m	200m						
Section Times	1:38.97 [8] (0:14.87)	1:24.10 [1] (0:11.20)	1:12.90 [2] (0:11.75)	1:01.15 [1] (0:12.47)	0:48.68 [1] (0:12.47)	0:36.21 [1] (0:12.02)	0:24.19 [1] (0:11.63)	0:12.56 [3] (0:12.56)						
Average Speed [km/h]	52.1	64.4	61.4	57.6	57.3	59.4	61.7	57.2						
Top Speed [km/h]	65.3	66.0	64.7	59.3	59.4	60.4	62.4	60.8						
Avg. Dist. to Rail [m]	1.3	1.0	0.5	0.5	1.1	1.6	2.0	1.9						
Avg. Stride Freq. [Hz]	2.2	2.3	2.2	2.2	2.2	2.2	2.3	2.3						
Avg. Stride Length [m]	6.5	7.7	7.6	7.5	7.4	7.4	7.4	7.0						



- [ ] Ranking at each section and finish
- .-.- No data available at this section
- NA No data available



Horse/Jockey Name	Spill The Secret
Final Rank	9
Fastest Section Time (Section)	0:11.38 (400m)
Top Speed [km/h] (Section)	64.7 (Overall)
Race State	Finished



Doomben QLD Professional  
Race 6: THE CONSERVATORY AT TATTERSALL'S Class 3 Plate  
- 1615m

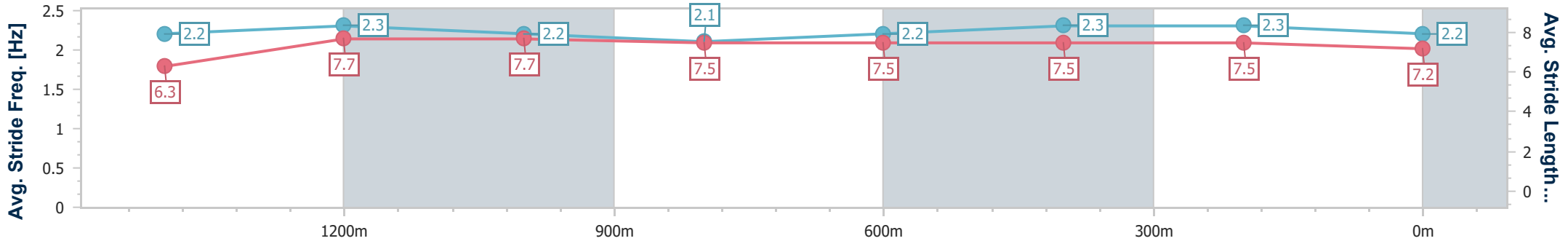
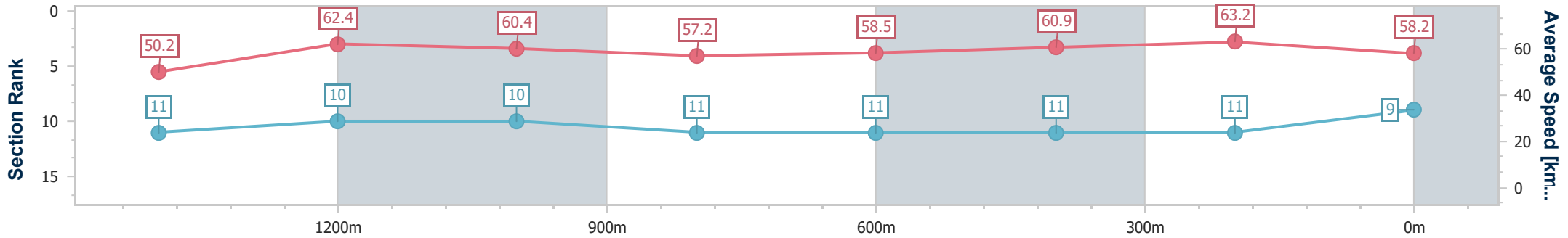


25 November 2023 - 15:12

Track Rating: Soft 6, Weather: Showers, Rail Position: +4m Entire Course

BRISBANE RACING CLUB

Section	Overall	1400m	1200m	1000m	800m	600m	400m	200m						
Section Times	1:39.20 [9] (0:15.45)	1:23.75 [11] (0:11.45)	1:12.30 [10] (0:11.94)	1:00.36 [10] (0:12.54)	0:47.82 [11] (0:12.33)	0:35.49 [11] (0:11.73)	0:23.76 [11] (0:11.38)	0:12.38 [11] (0:12.38)						
Average Speed [km/h]	50.2	62.4	60.4	57.2	58.5	60.9	63.2	58.2						
Top Speed [km/h]	64.7	64.4	63.3	59.5	59.6	63.3	63.8	62.2						
Avg. Dist. to Rail [m]	5.3	1.1	0.4	0.2	0.3	0.9	1.2	0.7						
Avg. Stride Freq. [Hz]	2.2	2.3	2.2	2.1	2.2	2.3	2.3	2.2						
Avg. Stride Length [m]	6.3	7.7	7.7	7.5	7.5	7.5	7.5	7.2						



- [ ] Ranking at each section and finish
- .-.- No data available at this section
- NA No data available



Horse/Jockey Name	Zaher
Final Rank	10
Fastest Section Time (Section)	0:11.09 (1400m)
Top Speed [km/h] (Section)	69.2 (Overall)
Race State	Finished



**Doomben QLD Professional**  
**Race 6: THE CONSERVATORY AT TATTERSALL'S Class 3 Plate**  
 - 1615m

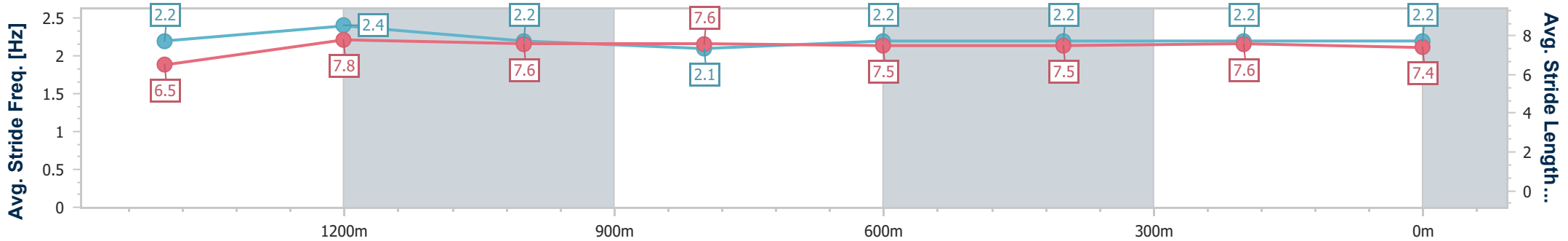
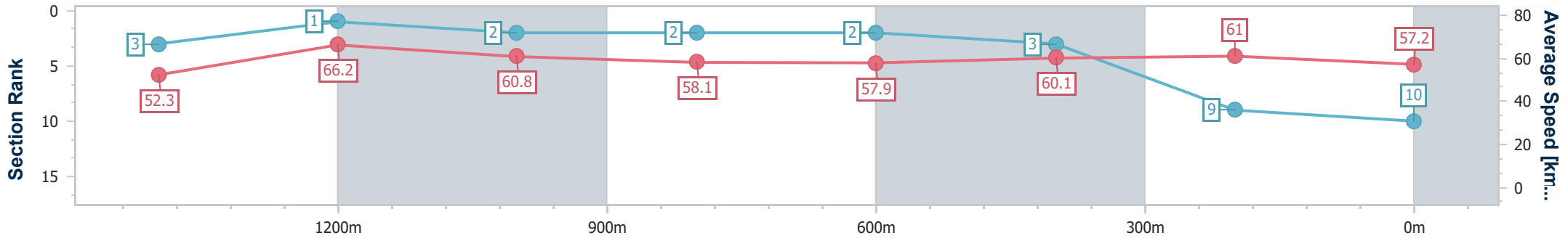


25 November 2023 - 15:12

Track Rating: Soft 6, Weather: Showers, Rail Position: +4m Entire Course

BRISBANE  
RACING CLUB

Section	Overall	1400m	1200m	1000m	800m	600m	400m	200m						
Section Times	1:39.32 [10] (0:14.92)	1:24.40 [3] (0:11.09)	1:13.31 [1] (0:11.85)	1:01.46 [2] (0:12.44)	0:49.02 [2] (0:12.56)	0:36.46 [2] (0:12.09)	0:24.37 [3] (0:11.79)	0:12.58 [9] (0:12.58)						
Average Speed [km/h]	52.3	66.2	60.8	58.1	57.9	60.1	61.0	57.2						
Top Speed [km/h]	69.2	68.6	63.4	58.6	59.5	61.5	62.4	60.8						
Avg. Dist. to Rail [m]	8.2	3.5	1.9	1.3	1.8	1.1	2.5	2.5						
Avg. Stride Freq. [Hz]	2.2	2.4	2.2	2.1	2.2	2.2	2.2	2.2						
Avg. Stride Length [m]	6.5	7.8	7.6	7.6	7.5	7.5	7.6	7.4						



- [ ] Ranking at each section and finish
- .-.- No data available at this section
- NA No data available



Horse/Jockey Name	Carbonetti
Final Rank	11
Fastest Section Time (Section)	0:11.25 (1400m)
Top Speed [km/h] (Section)	66.3 (1400m)
Race State	Finished



**Doomben QLD Professional**  
**Race 6: THE CONSERVATORY AT TATTERSALL'S Class 3 Plate**  
 - 1615m

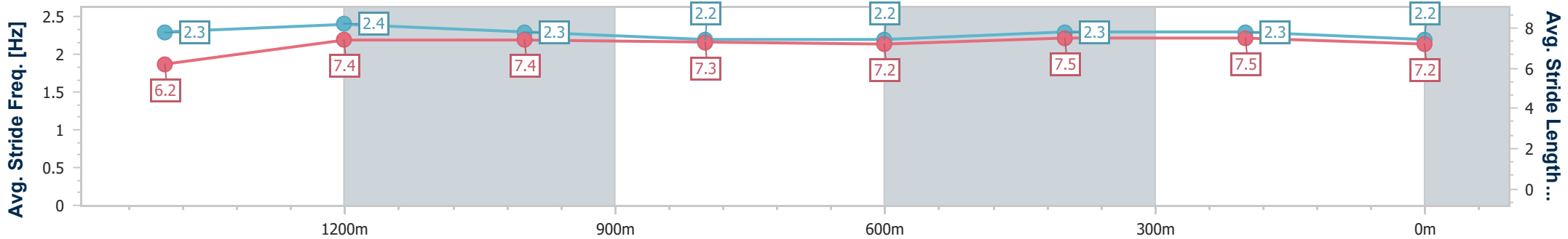
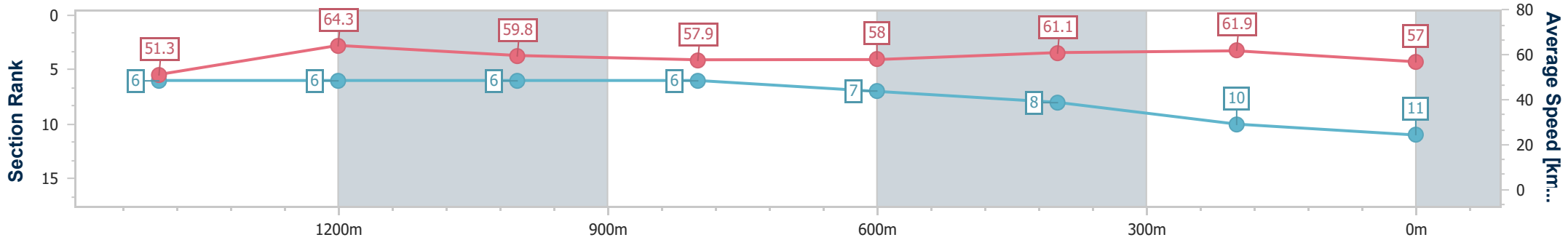


25 November 2023 - 15:12

Track Rating: Soft 6, Weather: Showers, Rail Position: +4m Entire Course

BRISBANE RACING CLUB

Section	Overall	1400m	1200m	1000m	800m	600m	400m	200m						
Section Times	1:39.46 [11] (0:15.17)	1:24.29 [6] (0:11.25)	1:13.04 [6] (0:12.00)	1:01.04 [6] (0:12.49)	0:48.55 [6] (0:12.47)	0:36.08 [7] (0:11.83)	0:24.25 [8] (0:11.59)	0:12.66 [10] (0:12.66)						
Average Speed [km/h]	51.3	64.3	59.8	57.9	58.0	61.1	61.9	57.0						
Top Speed [km/h]	65.5	66.3	62.6	58.5	60.0	62.3	63.4	61.7						
Avg. Dist. to Rail [m]	3.4	0.7	0.9	1.4	1.1	0.6	0.6	0.6						
Avg. Stride Freq. [Hz]	2.3	2.4	2.3	2.2	2.2	2.3	2.3	2.2						
Avg. Stride Length [m]	6.2	7.4	7.4	7.3	7.2	7.5	7.5	7.2						



- [ ] Ranking at each section and finish
- .-.- No data available at this section
- NA No data available