



Doomben QLD Professional

Race 8: TATTERSALL'S RECOGNITION STAKES - 1350m

25 November 2023 - 16:32



BRISBANE
RACING CLUB

Track Rating: Soft 6, Weather: Showers, Rail Position: +4m Entire Course

Section							Overall	1200m	1000m	800m	600m	400m	Last 600m
Field Times							1:19.02 (0:10.73)	1:08.29 (0:10.49)	0:57.80 (0:11.25)	0:46.55 (0:11.94)	0:34.61 (0:11.67)	0:22.94 (0:11.14)	0:34.61
Rank	TAB	Horse/Jockey	Barrier	Top Speed [km/h]	Fastest Section								Distance Travelled [m]
1	13	ZARASTRO Angela Jones	13	69.8 1200m	0:10.49 1200m	1:19.02 [1] (0:10.73)	1:08.29 [1] (0:10.49)	0:57.80 [1] (0:11.25)	0:46.55 [1] (0:11.94)	0:34.61 [1] (0:11.67)	0:22.94 [1] (0:11.14)	0:34.61	
2	6	TUMBLER RIDGE Kyle Wilson-Taylor	2	67.5 1200m	0:10.89 1200m	1:19.60 [2] (0:10.90)	1:08.70 [5] (0:10.89)	0:57.81 [5] (0:11.19)	0:46.62 [4] (0:11.80)	0:34.82 [4] (0:11.67)	0:23.15 [3] (0:11.16)	0:34.82	+2
3	15	DON'T STOP Mark Du Plessis	9	68.7 1200m	0:10.74 1200m	1:19.76 [3] (0:10.79)	1:08.97 [3] (0:10.74)	0:58.23 [3] (0:11.37)	0:46.86 [3] (0:11.86)	0:35.00 [3] (0:11.76)	0:23.24 [4] (0:11.39)	0:35.00	+6
4	14	THE VOWELS Cejay Graham	11	67.1 1200m	0:11.04 1200m	1:19.79 [4] (0:11.45)	1:08.34 [9] (0:11.04)	0:57.30 [9] (0:11.31)	0:45.99 [10] (0:11.70)	0:34.29 [9] (0:11.48)	0:22.81 [9] (0:11.11)	0:34.29	+3
5	9	BEAUFORT PARK Sean Cormack	6	67.1 1200m	0:10.88 1200m	1:19.91 [5] (0:11.21)	1:08.70 [8] (0:10.88)	0:57.82 [7] (0:11.26)	0:46.56 [7] (0:11.80)	0:34.76 [6] (0:11.48)	0:23.28 [5] (0:11.31)	0:34.76	+1
6	12	ANIMATE Jim Byrne	15	66.5 400m	0:11.19 400m	1:19.99 [6] (0:11.56)	1:08.43 [11] (0:11.20)	0:57.23 [11] (0:11.22)	0:46.01 [11] (0:11.61)	0:34.40 [10] (0:11.26)	0:23.14 [7] (0:11.19)	0:34.40	+3
7	4	IRISH SONGS Larry Cassidy	12	65.8 1200m	0:11.08 1200m	1:20.05 [7] (0:11.47)	1:08.58 [10] (0:11.08)	0:57.50 [10] (0:11.24)	0:46.26 [9] (0:11.91)	0:34.35 [11] (0:11.33)	0:23.02 [10] (0:11.09)	0:34.35	+10
8	11	FIVE OXFORD Taylor Marshall	5	67.4 1200m	0:10.87 Overall	1:20.14 [8] (0:10.87)	1:09.27 [4] (0:10.89)	0:58.38 [4] (0:11.36)	0:47.02 [5] (0:11.91)	0:35.11 [5] (0:11.71)	0:23.40 [6] (0:11.35)	0:35.11	+7
9	1	SCALLOPINI Boris Thornton	7	65.9 400m	0:11.13 Overall	1:20.39 [9] (0:11.13)	1:09.26 [7] (0:11.15)	0:58.11 [8] (0:11.25)	0:46.86 [8] (0:11.89)	0:34.97 [8] (0:11.66)	0:23.31 [11] (0:11.16)	0:34.97	+9
10	10	AZZAREACH Jake Bayliss	1	68.8 1200m	0:10.49 1200m	1:20.63 [10] (0:10.76)	1:09.87 [2] (0:10.49)	0:59.38 [2] (0:11.41)	0:47.97 [2] (0:11.87)	0:36.10 [2] (0:11.79)	0:24.31 [2] (0:11.61)	0:36.10	+1

Scratched: Rubamos (#7), Startantes (#2), Comrade Rosa (#5), Zoushack (#8)

[] Ranking at each section and finish
 -:-:- No data available at this section
 NA No data available

SCN Saddle cloth number
 DNF Did not finish
 DNT Did not track



Doomben QLD Professional

Race 8: TATTERSALL'S RECOGNITION STAKES - 1350m

25 November 2023 - 16:32



BRISBANE
RACING CLUB

Track Rating: Soft 6, Weather: Showers, Rail Position: +4m Entire Course

Section	Overall	1200m	1000m	800m	600m	400m	Last 600m
Field Times	1:19.02 (0:10.73)	1:08.29 (0:10.49)	0:57.80 (0:11.25)	0:46.55 (0:11.94)	0:34.61 (0:11.67)	0:22.94 (0:11.14)	0:34.61

Rank	TAB	Horse/Jockey	Barrier	Top Speed [km/h]	Fastest Section	Distance Travelled [m]
11	3	HOLYFIELD	4	66.8	0:10.90	
		Brodie Loy		1200m	1200m	+11

Scratched: Rubamos (#7), Startantes (#2), Comrade Rosa (#5), Zoushack (#8)

[] Ranking at each section and finish
 -:-:- No data available at this section
 NA No data available

SCN Saddle cloth number
 DNF Did not finish
 DNT Did not track



Doomben QLD Professional

Race 8: TATTERSALL'S RECOGNITION STAKES - 1350m

25 November 2023 - 16:32



BRISBANE
RACING CLUB

Track Rating: Soft 6, Weather: Showers, Rail Position: +4m Entire Course

Section							200m			Last 600m
Field Times							0:11.80			0:34.61
							(0:11.80)			
Rank	TAB	Horse/Jockey	Barrier	Top Speed [km/h]	Fastest Section	Margin			Distance Travelled [m]	
1	13	ZARASTRO	13	69.8	0:10.49	0:11.80 [1]	1:19.02		0:34.61	
		Angela Jones		1200m	1200m	(0:11.80)				
2	6	TUMBLER RIDGE	2	67.5	0:10.89	0:11.99 [2]	3.42L		0:34.82 +2	
		Kyle Wilson-Taylor		1200m	1200m	(0:11.99)				
3	15	DON'T STOP	9	68.7	0:10.74	0:11.85 [3]	4.35L		0:35.00 +6	
		Mark Du Plessis		1200m	1200m	(0:11.85)				
4	14	THE VOWELS	11	67.1	0:11.04	0:11.70 [7]	4.54L		0:34.29 +3	
		Cejay Graham		1200m	1200m	(0:11.70)				
5	9	BEAUFORT PARK	6	67.1	0:10.88	0:11.97 [5]	5.27L		0:34.76 +1	
		Sean Cormack		1200m	1200m	(0:11.97)				
6	12	ANIMATE	15	66.5	0:11.19	0:11.95 [6]	5.72L		0:34.40 +3	
		Jim Byrne		400m	400m	(0:11.95)				
7	4	IRISH SONGS	12	65.8	0:11.08	0:11.93 [9]	6.06L		0:34.35 +10	
		Larry Cassidy		1200m	1200m	(0:11.93)				
8	11	FIVE OXFORD	5	67.4	0:10.87	0:12.05 [8]	6.57L		0:35.11 +7	
		Taylor Marshall		1200m	Overall	(0:12.05)				
9	1	SCALLOPINI	7	65.9	0:11.13	0:12.15 [10]	8.09L		0:34.97 +9	
		Boris Thornton		400m	Overall	(0:12.15)				
10	10	AZZAREACH	1	68.8	0:10.49	0:12.70 [4]	9.5L		0:36.10 +1	
		Jake Bayliss		1200m	1200m	(0:12.70)				

Scratched: Rubamos (#7), Startantes (#2), Comrade Rosa (#5), Zoushack (#8)

[] Ranking at each section and finish
 -:-:- No data available at this section
 NA No data available

SCN Saddle cloth number
 DNF Did not finish
 DNT Did not track



Doomben QLD Professional

Race 8: TATTERSALL'S RECOGNITION STAKES - 1350m

25 November 2023 - 16:32



BRISBANE
RACING CLUB

Track Rating: Soft 6, Weather: Showers, Rail Position: +4m Entire Course

Section				200m				Last 600m	
Field Times				0:11.80 (0:11.80)				0:34.61	
Rank	TAB	Horse/Jockey	Barrier	Top Speed [km/h]	Fastest Section	Margin		Distance Travelled [m]	
11	3	HOLYFIELD	4	66.8	0:10.90	0:12.26 [11]	9.84L	0:35.54	+11
		Brodie Loy		1200m	1200m	(0:12.26)			

Scratched: Rubamos (#7), Startantes (#2), Comrade Rosa (#5), Zoushack (#8)

[] Ranking at each section and finish
 -:-:- No data available at this section
 NA No data available

SCN Saddle cloth number
 DNF Did not finish
 DNT Did not track



Horse/Jockey Name	Zarastro
Final Rank	1
Fastest Section Time (Section)	0:10.49 (1200m)
Top Speed [km/h] (Section)	69.8 (1200m)
Race State	Finished



Doomben QLD Professional

Race 8: TATTERSALL'S RECOGNITION STAKES - 1350m

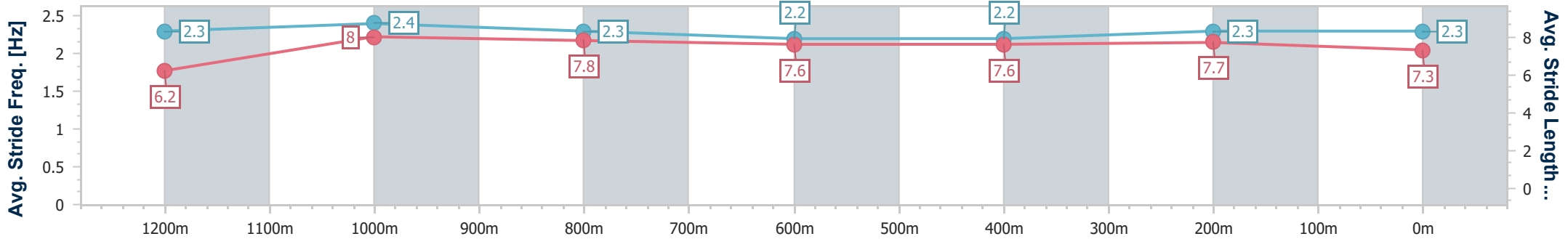
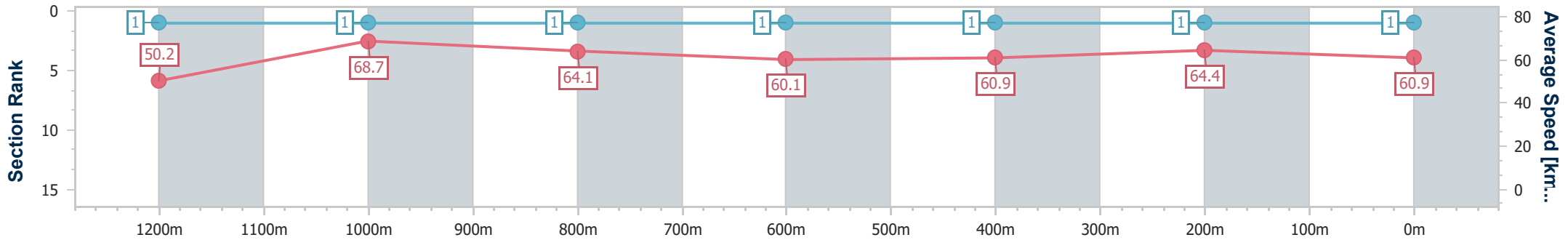
25 November 2023 - 16:32

Track Rating: Soft 6, Weather: Showers, Rail Position: +4m Entire Course



BRISBANE RACING CLUB

Section	Overall	1200m	1000m	800m	600m	400m	200m
Section Times	1:19.02 [1] (0:10.73)	1:08.29 [1] (0:10.49)	0:57.80 [1] (0:11.25)	0:46.55 [1] (0:11.94)	0:34.61 [1] (0:11.67)	0:22.94 [1] (0:11.14)	0:11.80 [1] (0:11.80)
Average Speed [km/h]	50.2	68.7	64.1	60.1	60.9	64.4	60.9
Top Speed [km/h]	68.2	69.8	67.2	61.1	62.6	65.9	65.4
Avg. Dist. to Rail [m]	8.3	4.2	1.4	0.6	1.9	1.9	1.3
Avg. Stride Freq. [Hz]	2.3	2.4	2.3	2.2	2.2	2.3	2.3
Avg. Stride Length [m]	6.2	8.0	7.8	7.6	7.6	7.7	7.3



- [] Ranking at each section and finish
- .-.- No data available at this section
- NA No data available



Horse/Jockey Name	Tumbler Ridge
Final Rank	2
Fastest Section Time (Section)	0:10.89 (1200m)
Top Speed [km/h] (Section)	67.5 (1200m)
Race State	Finished



Doomben QLD Professional

Race 8: TATTERSALL'S RECOGNITION STAKES - 1350m

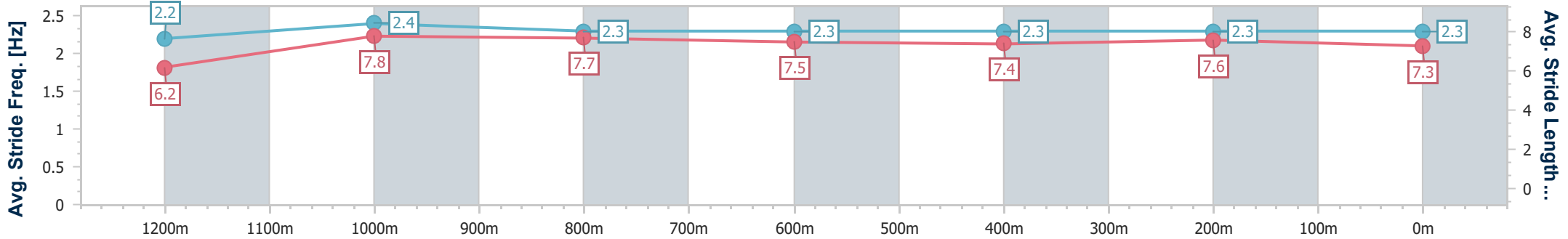
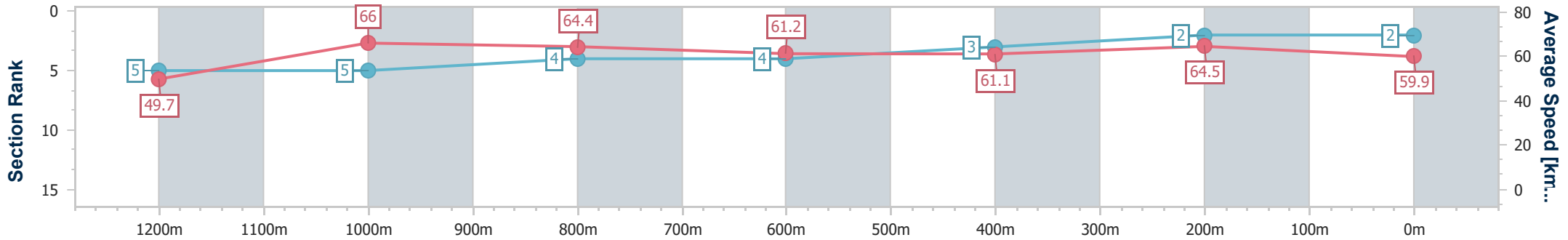
25 November 2023 - 16:32

Track Rating: Soft 6, Weather: Showers, Rail Position: +4m Entire Course



BRISBANE RACING CLUB

Section	Overall	1200m	1000m	800m	600m	400m	200m
Section Times	1:19.60 [2] (0:10.90)	1:08.70 [5] (0:10.89)	0:57.81 [5] (0:11.19)	0:46.62 [4] (0:11.80)	0:34.82 [4] (0:11.67)	0:23.15 [3] (0:11.16)	0:11.99 [2] (0:11.99)
Average Speed [km/h]	49.7	66.0	64.4	61.2	61.1	64.5	59.9
Top Speed [km/h]	66.4	67.5	65.9	62.7	62.3	65.5	64.3
Avg. Dist. to Rail [m]	2.4	0.6	0.6	0.2	1.2	2.0	1.3
Avg. Stride Freq. [Hz]	2.2	2.4	2.3	2.3	2.3	2.3	2.3
Avg. Stride Length [m]	6.2	7.8	7.7	7.5	7.4	7.6	7.3



- [] Ranking at each section and finish
- .-.- No data available at this section
- NA No data available



Horse/Jockey Name	Don't Stop
Final Rank	3
Fastest Section Time (Section)	0:10.74 (1200m)
Top Speed [km/h] (Section)	68.7 (1200m)
Race State	Finished



Doomben QLD Professional

Race 8: TATTERSALL'S RECOGNITION STAKES - 1350m

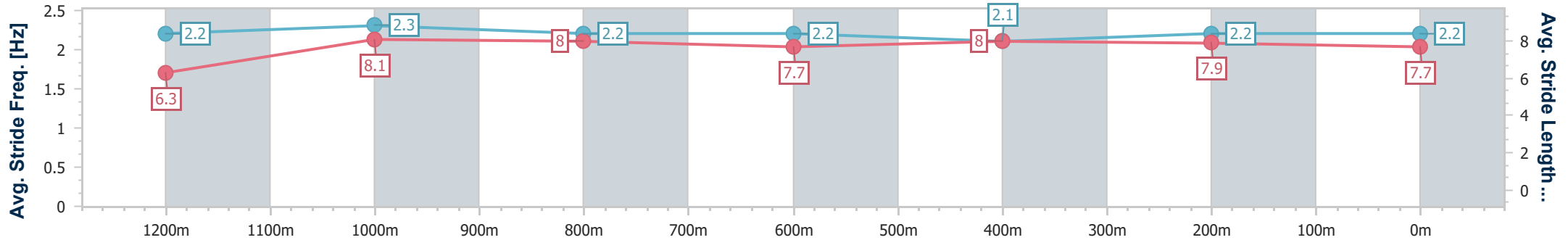
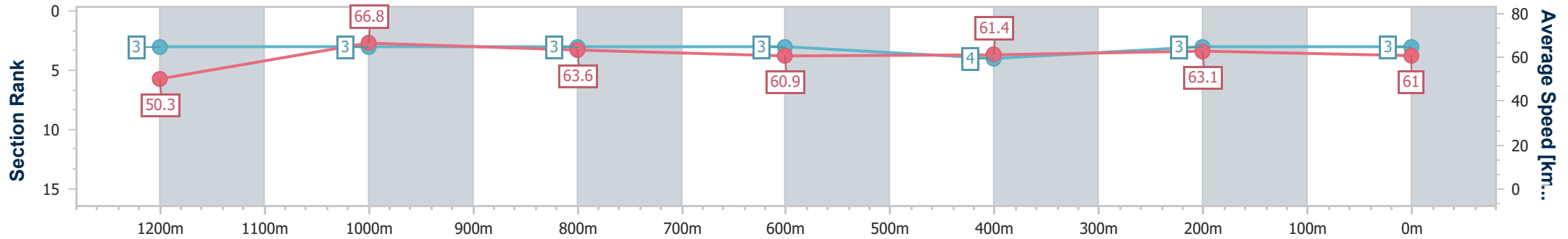
25 November 2023 - 16:32

Track Rating: Soft 6, Weather: Showers, Rail Position: +4m Entire Course



BRISBANE RACING CLUB

Section	Overall	1200m	1000m	800m	600m	400m	200m
Section Times	1:19.76 [3] (0:10.79)	1:08.97 [3] (0:10.74)	0:58.23 [3] (0:11.37)	0:46.86 [3] (0:11.86)	0:35.00 [3] (0:11.76)	0:23.24 [4] (0:11.39)	0:11.85 [3] (0:11.85)
Average Speed [km/h]	50.3	66.8	63.6	60.9	61.4	63.1	61.0
Top Speed [km/h]	67.6	68.7	65.3	62.2	62.4	63.9	62.8
Avg. Dist. to Rail [m]	6.6	2.4	1.0	0.8	0.4	1.6	1.9
Avg. Stride Freq. [Hz]	2.2	2.3	2.2	2.2	2.1	2.2	2.2
Avg. Stride Length [m]	6.3	8.1	8.0	7.7	8.0	7.9	7.7



- [] Ranking at each section and finish
- .-.- No data available at this section
- NA No data available



Horse/Jockey Name	The Vowels
Final Rank	4
Fastest Section Time (Section)	0:11.04 (1200m)
Top Speed [km/h] (Section)	67.1 (1200m)
Race State	Finished



Doomben QLD Professional

Race 8: TATTERSALL'S RECOGNITION STAKES - 1350m

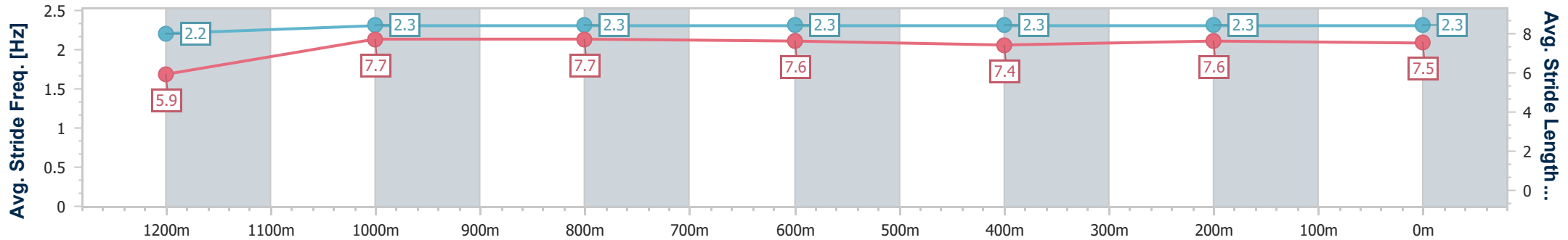
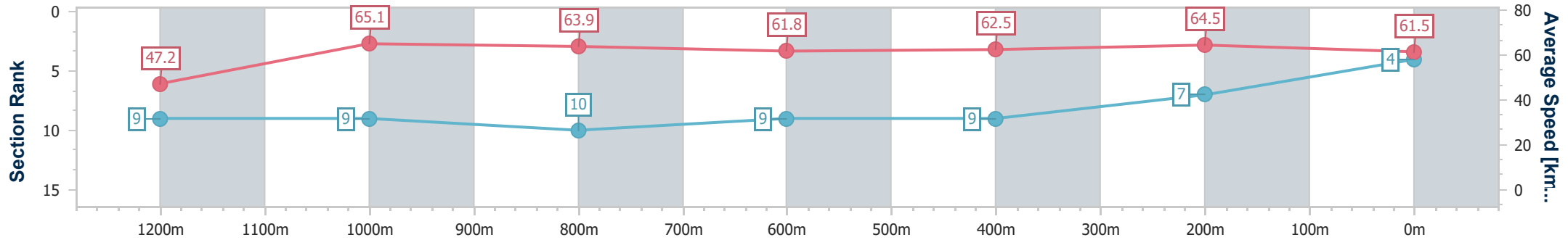
25 November 2023 - 16:32

Track Rating: Soft 6, Weather: Showers, Rail Position: +4m Entire Course



BRISBANE RACING CLUB

Section	Overall	1200m	1000m	800m	600m	400m	200m
Section Times	1:19.79 [4] (0:11.45)	1:08.34 [9] (0:11.04)	0:57.30 [9] (0:11.31)	0:45.99 [10] (0:11.70)	0:34.29 [9] (0:11.48)	0:22.81 [9] (0:11.11)	0:11.70 [7] (0:11.70)
Average Speed [km/h]	47.2	65.1	63.9	61.8	62.5	64.5	61.5
Top Speed [km/h]	64.7	67.1	66.3	62.7	64.4	65.4	64.0
Avg. Dist. to Rail [m]	5.8	0.7	0.5	0.9	0.8	2.2	2.2
Avg. Stride Freq. [Hz]	2.2	2.3	2.3	2.3	2.3	2.3	2.3
Avg. Stride Length [m]	5.9	7.7	7.7	7.6	7.4	7.6	7.5



- [] Ranking at each section and finish
- .-.- No data available at this section
- NA No data available



Horse/Jockey Name	Beaufort Park
Final Rank	5
Fastest Section Time (Section)	0:10.88 (1200m)
Top Speed [km/h] (Section)	67.1 (1200m)
Race State	Finished



Doomben QLD Professional

Race 8: TATTERSALL'S RECOGNITION STAKES - 1350m

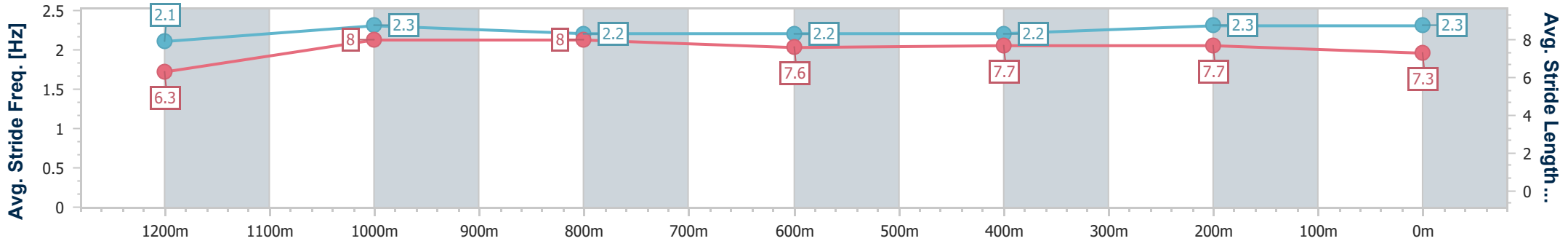
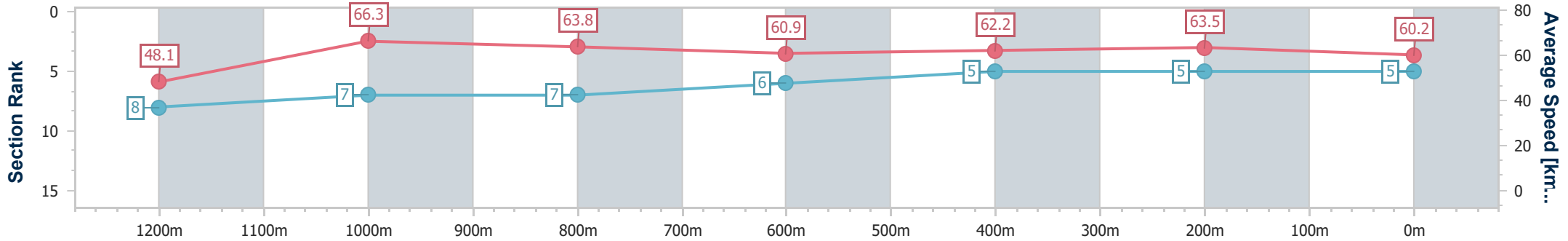
25 November 2023 - 16:32

Track Rating: Soft 6, Weather: Showers, Rail Position: +4m Entire Course



BRISBANE RACING CLUB

Section	Overall	1200m	1000m	800m	600m	400m	200m
Section Times	1:19.91 [5] (0:11.21)	1:08.70 [8] (0:10.88)	0:57.82 [7] (0:11.26)	0:46.56 [7] (0:11.80)	0:34.76 [6] (0:11.48)	0:23.28 [5] (0:11.31)	0:11.97 [5] (0:11.97)
Average Speed [km/h]	48.1	66.3	63.8	60.9	62.2	63.5	60.2
Top Speed [km/h]	65.4	67.1	65.6	63.1	64.1	64.3	63.3
Avg. Dist. to Rail [m]	1.6	1.1	0.4	0.4	1.7	0.7	0.5
Avg. Stride Freq. [Hz]	2.1	2.3	2.2	2.2	2.2	2.3	2.3
Avg. Stride Length [m]	6.3	8.0	8.0	7.6	7.7	7.7	7.3



- [] Ranking at each section and finish
- .-.- No data available at this section
- NA No data available



Horse/Jockey Name	Animate
Final Rank	6
Fastest Section Time (Section)	0:11.19 (400m)
Top Speed [km/h] (Section)	66.5 (400m)
Race State	Finished



Doomben QLD Professional

Race 8: TATTERSALL'S RECOGNITION STAKES - 1350m

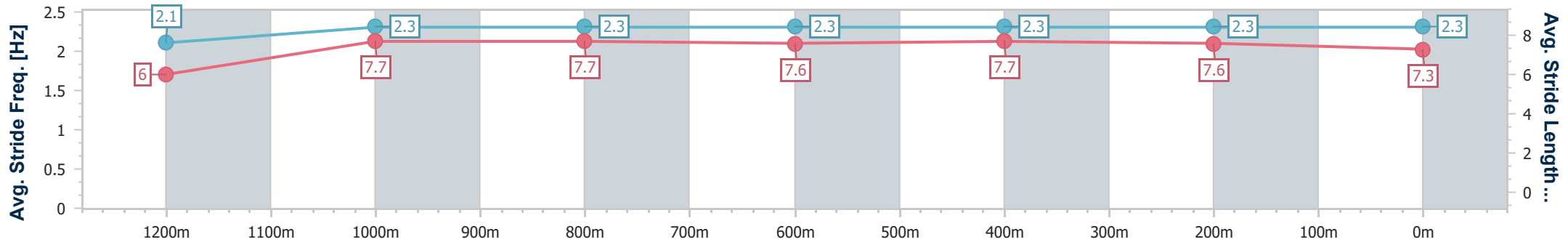
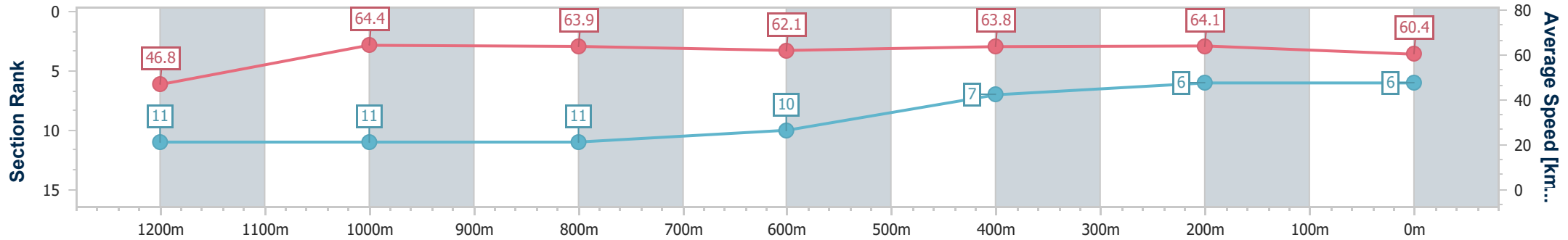
25 November 2023 - 16:32

Track Rating: Soft 6, Weather: Showers, Rail Position: +4m Entire Course



BRISBANE RACING CLUB

Section	Overall	1200m	1000m	800m	600m	400m	200m
Section Times	1:19.99 [6] (0:11.56)	1:08.43 [11] (0:11.20)	0:57.23 [11] (0:11.22)	0:46.01 [11] (0:11.61)	0:34.40 [10] (0:11.26)	0:23.14 [7] (0:11.19)	0:11.95 [6] (0:11.95)
Average Speed [km/h]	46.8	64.4	63.9	62.1	63.8	64.1	60.4
Top Speed [km/h]	63.5	65.0	64.8	64.2	66.4	66.5	62.8
Avg. Dist. to Rail [m]	7.7	1.3	0.2	0.6	0.6	1.1	2.4
Avg. Stride Freq. [Hz]	2.1	2.3	2.3	2.3	2.3	2.3	2.3
Avg. Stride Length [m]	6.0	7.7	7.7	7.6	7.7	7.6	7.3



- [] Ranking at each section and finish
- .-.- No data available at this section
- NA No data available



Horse/Jockey Name	Irish Songs
Final Rank	7
Fastest Section Time (Section)	0:11.08 (1200m)
Top Speed [km/h] (Section)	65.8 (1200m)
Race State	Finished



Doomben QLD Professional

Race 8: TATTERSALL'S RECOGNITION STAKES - 1350m

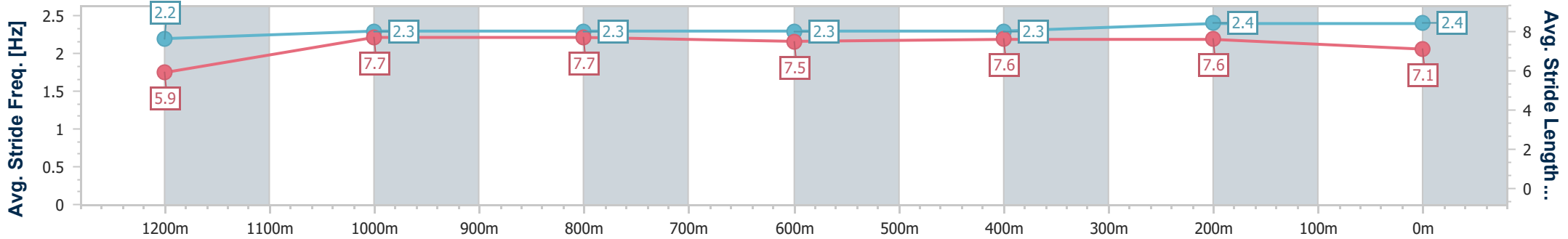
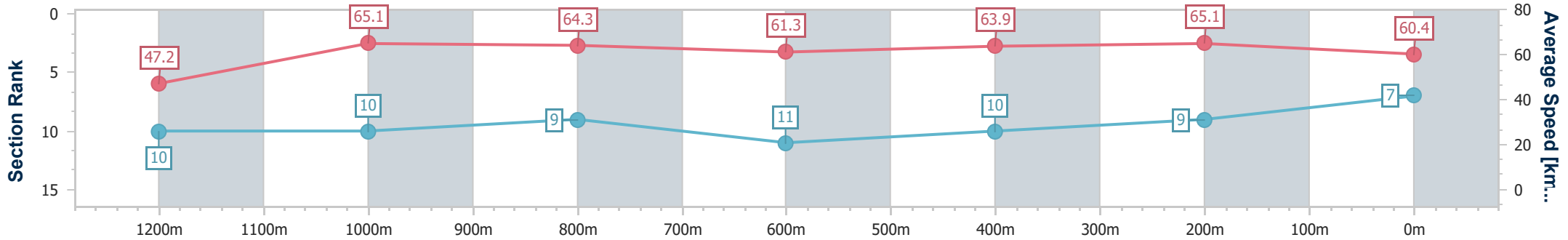
25 November 2023 - 16:32

Track Rating: Soft 6, Weather: Showers, Rail Position: +4m Entire Course



BRISBANE RACING CLUB

Section	Overall	1200m	1000m	800m	600m	400m	200m
Section Times	1:20.05 [7] (0:11.47)	1:08.58 [10] (0:11.08)	0:57.50 [10] (0:11.24)	0:46.26 [9] (0:11.91)	0:34.35 [11] (0:11.33)	0:23.02 [10] (0:11.09)	0:11.93 [9] (0:11.93)
Average Speed [km/h]	47.2	65.1	64.3	61.3	63.9	65.1	60.4
Top Speed [km/h]	65.8	65.8	65.1	63.9	65.8	65.7	63.8
Avg. Dist. to Rail [m]	6.6	1.6	1.9	2.3	1.2	2.4	4.2
Avg. Stride Freq. [Hz]	2.2	2.3	2.3	2.3	2.3	2.4	2.4
Avg. Stride Length [m]	5.9	7.7	7.7	7.5	7.6	7.6	7.1



- [] Ranking at each section and finish
- .-.- No data available at this section
- NA No data available



Horse/Jockey Name	Five Oxford
Final Rank	8
Fastest Section Time (Section)	0:10.87 (Overall)
Top Speed [km/h] (Section)	67.4 (1200m)
Race State	Finished



Doomben QLD Professional

Race 8: TATTERSALL'S RECOGNITION STAKES - 1350m

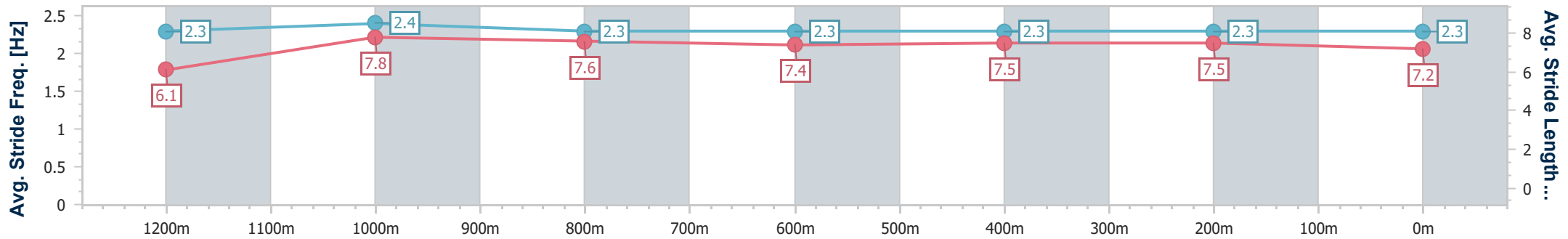
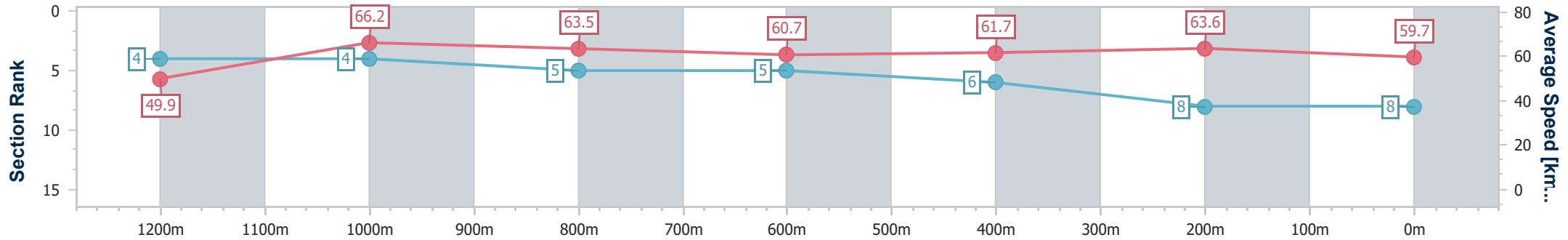
25 November 2023 - 16:32

Track Rating: Soft 6, Weather: Showers, Rail Position: +4m Entire Course



BRISBANE RACING CLUB

Section	Overall	1200m	1000m	800m	600m	400m	200m
Section Times	1:20.14 [8] (0:10.87)	1:09.27 [4] (0:10.89)	0:58.38 [4] (0:11.36)	0:47.02 [5] (0:11.91)	0:35.11 [5] (0:11.71)	0:23.40 [6] (0:11.35)	0:12.05 [8] (0:12.05)
Average Speed [km/h]	49.9	66.2	63.5	60.7	61.7	63.6	59.7
Top Speed [km/h]	65.8	67.4	65.3	61.6	63.3	64.6	62.6
Avg. Dist. to Rail [m]	4.1	1.1	1.4	0.8	0.2	2.8	5.1
Avg. Stride Freq. [Hz]	2.3	2.4	2.3	2.3	2.3	2.3	2.3
Avg. Stride Length [m]	6.1	7.8	7.6	7.4	7.5	7.5	7.2



- [] Ranking at each section and finish
- .-.- No data available at this section
- NA No data available



Horse/Jockey Name	Scallopini
Final Rank	9
Fastest Section Time (Section)	0:11.13 (Overall)
Top Speed [km/h] (Section)	65.9 (400m)
Race State	Finished



Doomben QLD Professional

Race 8: TATTERSALL'S RECOGNITION STAKES - 1350m

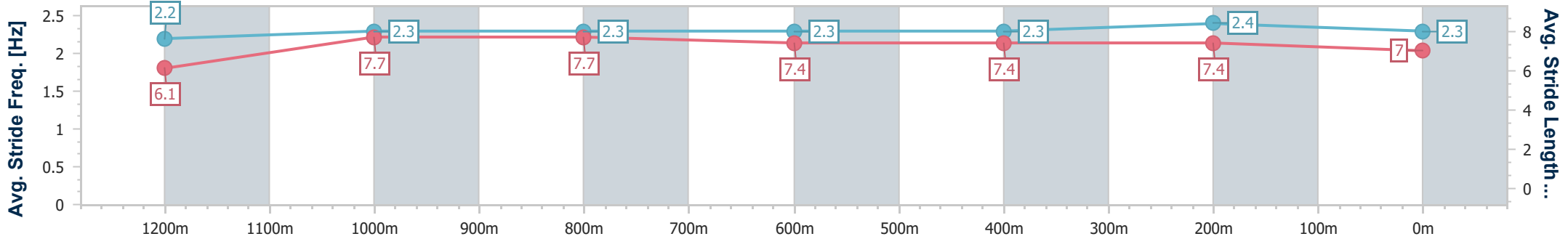
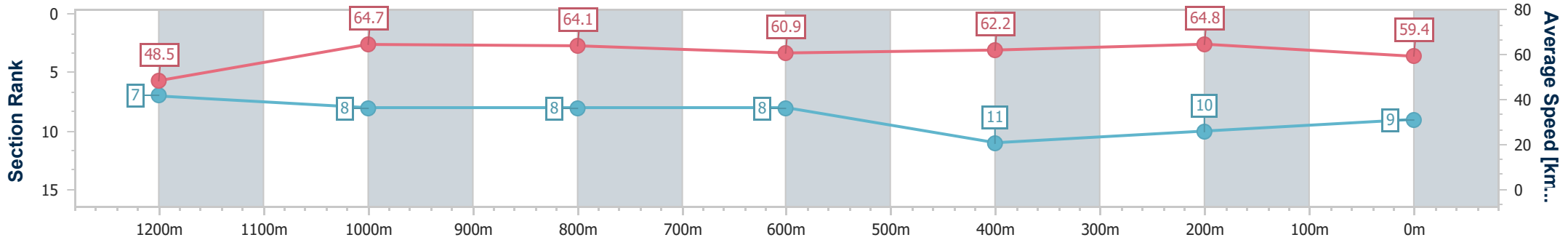
25 November 2023 - 16:32

Track Rating: Soft 6, Weather: Showers, Rail Position: +4m Entire Course



BRISBANE RACING CLUB

Section	Overall	1200m	1000m	800m	600m	400m	200m
Section Times	1:20.39 [9] (0:11.13)	1:09.26 [7] (0:11.15)	0:58.11 [8] (0:11.25)	0:46.86 [8] (0:11.89)	0:34.97 [8] (0:11.66)	0:23.31 [11] (0:11.16)	0:12.15 [10] (0:12.15)
Average Speed [km/h]	48.5	64.7	64.1	60.9	62.2	64.8	59.4
Top Speed [km/h]	63.4	65.5	65.2	62.5	63.4	65.9	64.8
Avg. Dist. to Rail [m]	5.6	2.0	1.5	1.1	1.5	3.7	6.2
Avg. Stride Freq. [Hz]	2.2	2.3	2.3	2.3	2.3	2.4	2.3
Avg. Stride Length [m]	6.1	7.7	7.7	7.4	7.4	7.4	7.0



- [] Ranking at each section and finish
- .-.- No data available at this section
- NA No data available



Horse/Jockey Name	Azzareach
Final Rank	10
Fastest Section Time (Section)	0:10.49 (1200m)
Top Speed [km/h] (Section)	68.8 (1200m)
Race State	Finished



Doomben QLD Professional

Race 8: TATTERSALL'S RECOGNITION STAKES - 1350m

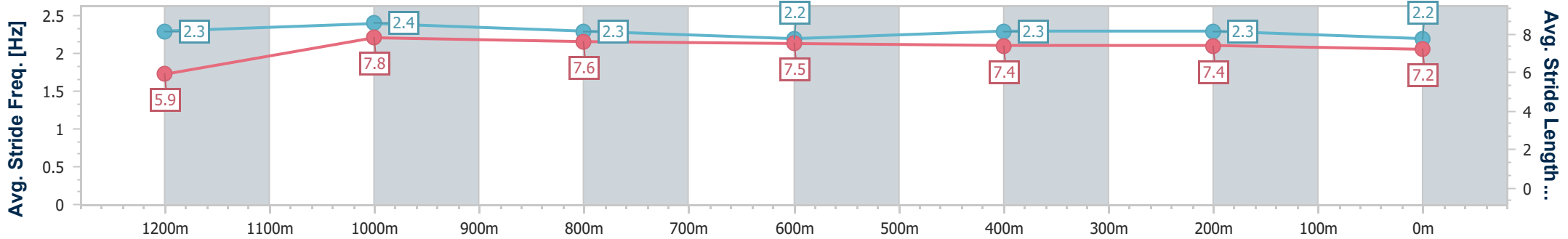
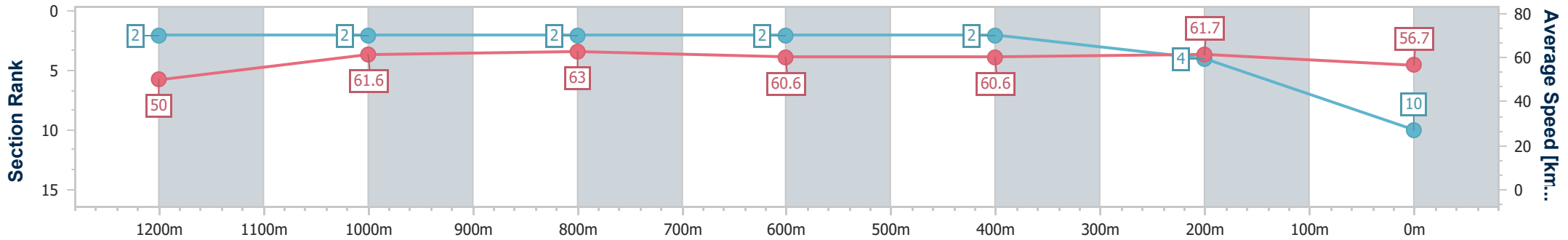
25 November 2023 - 16:32

Track Rating: Soft 6, Weather: Showers, Rail Position: +4m Entire Course



BRISBANE RACING CLUB

Section	Overall	1200m	1000m	800m	600m	400m	200m
Section Times	1:20.63 [10] (0:10.76)	1:09.87 [2] (0:10.49)	0:59.38 [2] (0:11.41)	0:47.97 [2] (0:11.87)	0:36.10 [2] (0:11.79)	0:24.31 [2] (0:11.61)	0:12.70 [4] (0:12.70)
Average Speed [km/h]	50.0	61.6	63.0	60.6	60.6	61.7	56.7
Top Speed [km/h]	67.0	68.8	67.2	61.4	61.2	63.5	60.3
Avg. Dist. to Rail [m]	0.9	0.3	0.9	0.5	1.8	1.1	0.6
Avg. Stride Freq. [Hz]	2.3	2.4	2.3	2.2	2.3	2.3	2.2
Avg. Stride Length [m]	5.9	7.8	7.6	7.5	7.4	7.4	7.2



- [] Ranking at each section and finish
- .-.- No data available at this section
- NA No data available



Horse/Jockey Name	Holyfield
Final Rank	11
Fastest Section Time (Section)	0:10.90 (1200m)
Top Speed [km/h] (Section)	66.8 (1200m)
Race State	Finished



Doomben QLD Professional

Race 8: TATTERSALL'S RECOGNITION STAKES - 1350m

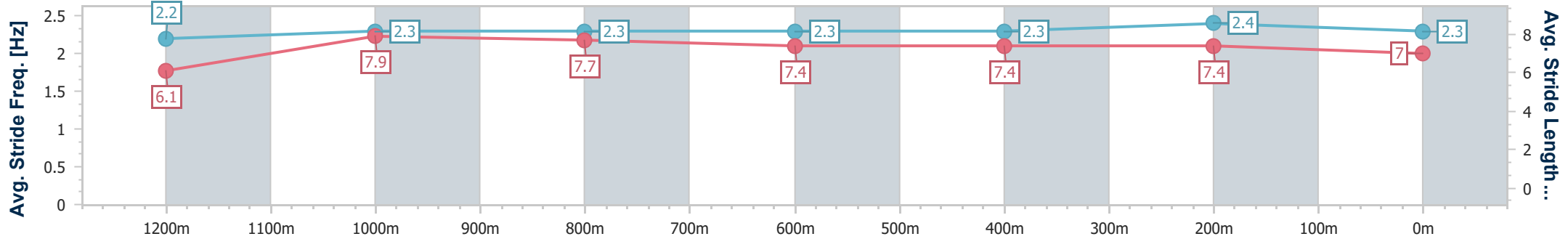
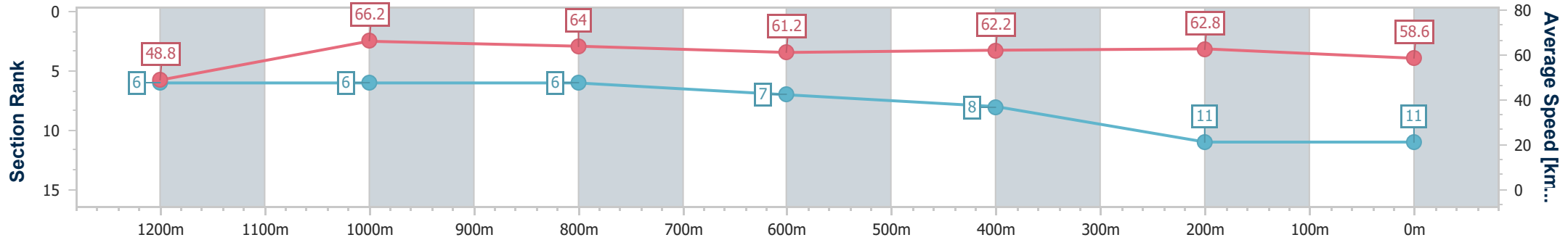
25 November 2023 - 16:32

Track Rating: Soft 6, Weather: Showers, Rail Position: +4m Entire Course



BRISBANE RACING CLUB

Section	Overall	1200m	1000m	800m	600m	400m	200m
Section Times	1:20.69 [11] (0:11.07)	1:09.62 [6] (0:10.90)	0:58.72 [6] (0:11.29)	0:47.43 [6] (0:11.89)	0:35.54 [7] (0:11.78)	0:23.76 [8] (0:11.50)	0:12.26 [11] (0:12.26)
Average Speed [km/h]	48.8	66.2	64.0	61.2	62.2	62.8	58.6
Top Speed [km/h]	65.8	66.8	65.7	62.3	63.4	64.1	62.3
Avg. Dist. to Rail [m]	3.0	1.7	2.6	1.5	2.8	2.9	2.8
Avg. Stride Freq. [Hz]	2.2	2.3	2.3	2.3	2.3	2.4	2.3
Avg. Stride Length [m]	6.1	7.9	7.7	7.4	7.4	7.4	7.0



- [] Ranking at each section and finish
- .-.- No data available at this section
- NA No data available