



# Doomben QLD Professional

## Race 9: TATTERSALL'S EVENTS BENCHMARK 85 Handicap - 1615m

25 November 2023 - 17:12



BRISBANE  
RACING CLUB

Track Rating: Soft 6, Weather: Showers, Rail Position: +4m Entire Course

Section		Overall	1400m	1200m	1000m	800m	600m	400m	Last 600m				
Field Times		1:37.71 (0:14.88)	1:22.83 (0:11.34)	1:11.49 (0:11.52)	0:59.97 (0:11.84)	0:48.13 (0:12.00)	0:36.13 (0:12.03)	0:24.10 (0:11.72)	0:36.13				
Rank	TAB Horse/Jockey	Barrier	Top Speed [km/h]	Fastest Section									Distance Travelled [m]
1	3 ROUSSEAU James Orman	10	66.7 400m	0:11.06 400m	1:37.71 [1] (0:15.79)	1:21.92 [9] (0:12.01)	1:09.91 [9] (0:11.78)	0:58.13 [9] (0:12.04)	0:46.09 [9] (0:11.68)	0:34.41 [9] (0:11.53)	0:22.88 [9] (0:11.06)	0:34.41	
2	11 CHASING JACKLEY Angela Jones	6	64.2 400m	0:11.43 400m	1:37.79 [2] (0:15.04)	1:22.75 [2] (0:11.60)	1:11.15 [2] (0:11.67)	0:59.48 [2] (0:11.85)	0:47.63 [2] (0:11.86)	0:35.77 [2] (0:11.91)	0:23.86 [2] (0:11.43)	0:35.77	-5
3	5 PRINCESS RHAENYS Ryan Maloney	5	65.7 400m	0:11.31 400m	1:37.80 [3] (0:15.57)	1:22.23 [7] (0:11.91)	1:10.32 [8] (0:11.85)	0:58.47 [8] (0:12.04)	0:46.43 [8] (0:11.75)	0:34.68 [8] (0:11.38)	0:23.30 [6] (0:11.31)	0:34.68	+2
4	6 BLACKLOG Bailey Wheeler	9	63.8 400m	0:11.36 400m	1:37.84 [4] (0:15.71)	1:22.13 [8] (0:11.74)	1:10.39 [7] (0:11.81)	0:58.58 [7] (0:12.03)	0:46.55 [7] (0:11.64)	0:34.91 [7] (0:11.53)	0:23.38 [5] (0:11.36)	0:34.91	-5
5	1 ZOUSHACK Cejay Graham	7	65.9 Overall	0:11.34 1400m	1:37.94 [5] (0:14.88)	1:23.06 [1] (0:11.34)	1:11.72 [1] (0:11.52)	1:00.20 [1] (0:11.84)	0:48.36 [1] (0:12.00)	0:36.36 [1] (0:12.03)	0:24.33 [1] (0:11.72)	0:36.36	-5
6	9 WOLF MOON Kirk Matheson	1	64.0 400m	0:11.39 400m	1:38.18 [6] (0:15.10)	1:23.08 [4] (0:11.63)	1:11.45 [3] (0:11.85)	0:59.60 [3] (0:12.03)	0:47.57 [3] (0:12.10)	0:35.47 [3] (0:11.75)	0:23.72 [4] (0:11.39)	0:35.47	-1
7	8 COLLAY'S SPIRIT Robbie Dolan	3	64.4 400m	0:11.44 400m	1:38.45 [7] (0:15.33)	1:23.12 [6] (0:11.67)	1:11.45 [5] (0:11.90)	0:59.55 [5] (0:11.92)	0:47.63 [5] (0:11.99)	0:35.64 [5] (0:11.89)	0:23.75 [8] (0:11.44)	0:35.64	-5
8	10 THE CATCH Damien Thornton	4	64.1 600m	0:11.45 600m	1:38.66 [8] (0:15.30)	1:23.36 [5] (0:11.87)	1:11.49 [6] (0:11.92)	0:59.57 [6] (0:11.99)	0:47.58 [6] (0:11.77)	0:35.81 [6] (0:11.45)	0:24.36 [3] (0:11.45)	0:35.81	-1
9	7 VALLEY OF DREAMS Mark Du Plessis	2	62.6 400m	0:11.73 1400m	1:39.63 [9] (0:15.08)	1:24.55 [3] (0:11.73)	1:12.82 [4] (0:11.96)	1:00.86 [4] (0:11.98)	0:48.88 [4] (0:11.99)	0:36.89 [4] (0:11.85)	0:25.04 [7] (0:11.74)	0:36.89	+0

Scratched: Couldn't Refuse (#2), Lasting Kiss (#4)

[ ] Ranking at each section and finish  
 -:-:- No data available at this section  
 NA No data available

SCN Saddle cloth number  
 DNF Did not finish  
 DNT Did not track



# Doomben QLD Professional

## Race 9: TATTERSALL'S EVENTS BENCHMARK 85 Handicap - 1615m

25 November 2023 - 17:12



BRISBANE  
RACING CLUB

Track Rating: Soft 6, Weather: Showers, Rail Position: +4m Entire Course

Section				200m				Last 600m	
Field Times				0:12.38 (0:12.38)				0:36.13	
Rank	TAB	Horse/Jockey	Barrier	Top Speed [km/h]	Fastest Section	Margin			Distance Travelled [m]
1	3	<b>ROUSSEAU</b> James Orman	10	66.7 400m	0:11.06 400m	0:11.82 [7] (0:11.82)	1:37.71		0:34.41
2	11	<b>CHASING JACKLEY</b> Angela Jones	6	64.2 400m	0:11.43 400m	0:12.43 [2] (0:12.43)	0.5L		0:35.77 -5
3	5	<b>PRINCESS RHAENYS</b> Ryan Maloney	5	65.7 400m	0:11.31 400m	0:11.99 [4] (0:11.99)	0.55L		0:34.68 +2
4	6	<b>BLACKLOG</b> Bailey Wheeler	9	63.8 400m	0:11.36 400m	0:12.02 [5] (0:12.02)	0.78L		0:34.91 -5
5	1	<b>ZOUSHACK</b> Cejay Graham	7	65.9 Overall	0:11.34 1400m	0:12.61 [1] (0:12.61)	1.37L		0:36.36 -5
6	9	<b>WOLF MOON</b> Kirk Matheson	1	64.0 400m	0:11.39 400m	0:12.33 [6] (0:12.33)	2.76L		0:35.47 -1
7	8	<b>COLLAY'S SPIRIT</b> Robbie Dolan	3	64.4 400m	0:11.44 400m	0:12.31 [8] (0:12.31)	4.37L		0:35.64 -5
8	10	<b>THE CATCH</b> Damien Thornton	4	64.1 600m	0:11.45 600m	0:12.91 [3] (0:12.91)	5.61L		0:35.81 -1
9	7	<b>VALLEY OF DREAMS</b> Mark Du Plessis	2	62.6 400m	0:11.73 1400m	0:13.30 [9] (0:13.30)	11.34L		0:36.89 +0

Scratched: Couldn't Refuse (#2), Lasting Kiss (#4)



Horse/Jockey Name	Rousseau
Final Rank	1
Fastest Section Time (Section)	0:11.06 (400m)
Top Speed [km/h] (Section)	66.7 (400m)
Race State	Finished

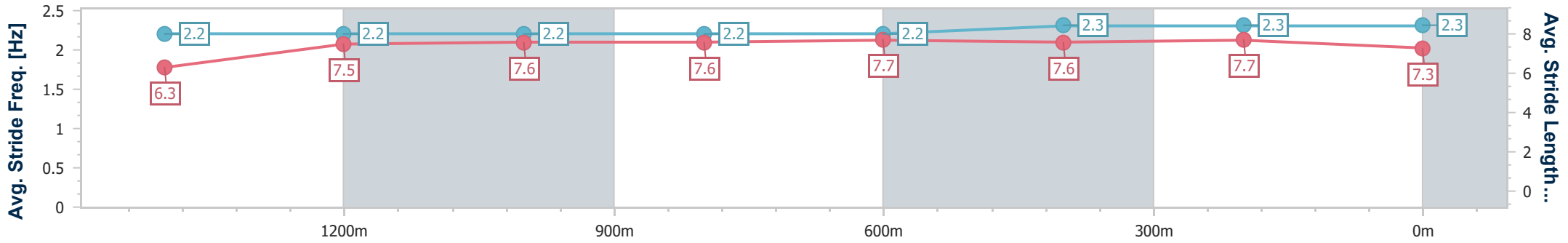
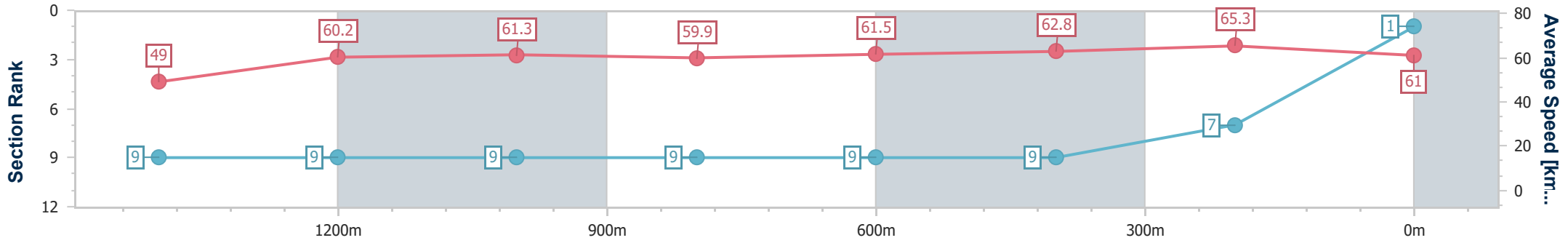


**Doomben QLD Professional**  
**Race 9: TATTERSALL'S EVENTS BENCHMARK 85 Handicap - 1615m**  
 25 November 2023 - 17:12  
 Track Rating: Soft 6, Weather: Showers, Rail Position: +4m Entire Course



BRISBANE  
RACING CLUB

Section	Overall	1400m	1200m	1000m	800m	600m	400m	200m						
Section Times	1:37.71 [1] (0:15.79)	1:21.92 [9] (0:12.01)	1:09.91 [9] (0:11.78)	0:58.13 [9] (0:12.04)	0:46.09 [9] (0:11.68)	0:34.41 [9] (0:11.53)	0:22.88 [9] (0:11.06)	0:11.82 [7] (0:11.82)						
Average Speed [km/h]	49.0	60.2	61.3	59.9	61.5	62.8	65.3	61.0						
Top Speed [km/h]	62.0	61.9	62.1	60.6	62.7	64.3	66.7	63.8						
Avg. Dist. to Rail [m]	4.2	0.6	0.4	0.3	0.2	0.9	3.7	5.5						
Avg. Stride Freq. [Hz]	2.2	2.2	2.2	2.2	2.2	2.3	2.3	2.3						
Avg. Stride Length [m]	6.3	7.5	7.6	7.6	7.7	7.6	7.7	7.3						



- [ ] Ranking at each section and finish
- .-.- No data available at this section
- NA No data available



Horse/Jockey Name	Chasing Jackley
Final Rank	2
Fastest Section Time (Section)	0:11.43 (400m)
Top Speed [km/h] (Section)	64.2 (400m)
Race State	Finished

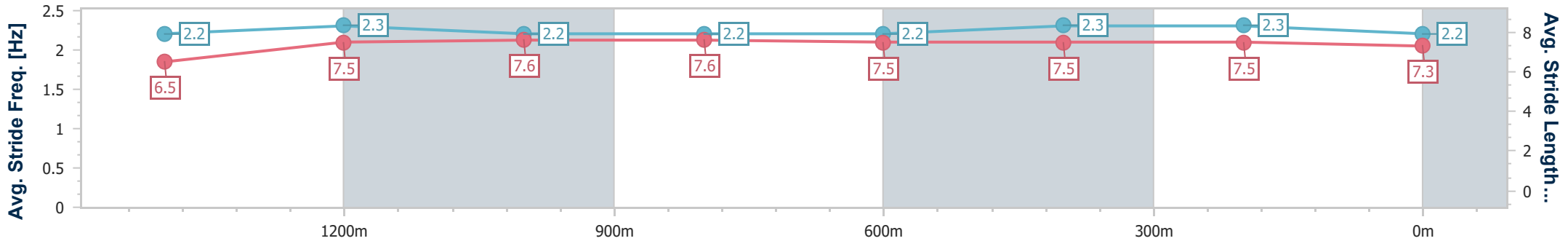
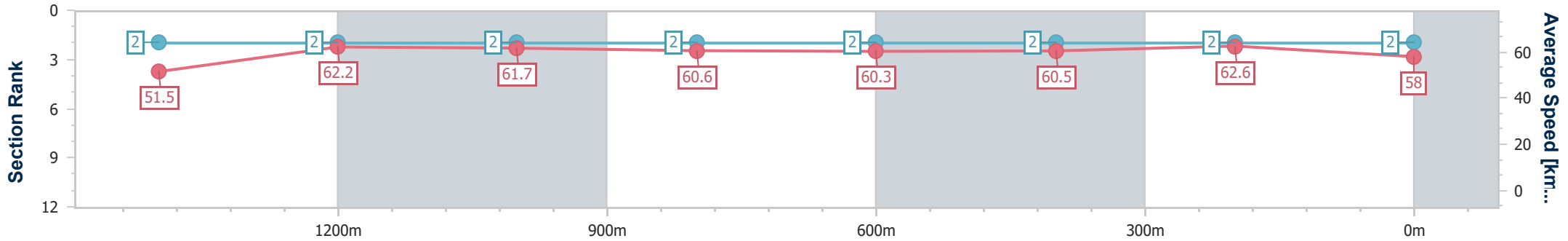


Doomben QLD Professional  
 Race 9: TATTERSALL'S EVENTS BENCHMARK 85 Handicap - 1615m  
 25 November 2023 - 17:12  
 Track Rating: Soft 6, Weather: Showers, Rail Position: +4m Entire Course



BRISBANE RACING CLUB

Section	Overall	1400m	1200m	1000m	800m	600m	400m	200m						
Section Times	1:37.79 [2] (0:15.04)	1:22.75 [2] (0:11.60)	1:11.15 [2] (0:11.67)	0:59.48 [2] (0:11.85)	0:47.63 [2] (0:11.86)	0:35.77 [2] (0:11.91)	0:23.86 [2] (0:11.43)	0:12.43 [2] (0:12.43)						
Average Speed [km/h]	51.5	62.2	61.7	60.6	60.3	60.5	62.6	58.0						
Top Speed [km/h]	63.7	63.3	63.1	61.9	60.8	61.3	64.2	61.5						
Avg. Dist. to Rail [m]	3.6	0.4	0.3	0.7	1.2	0.6	1.6	0.8						
Avg. Stride Freq. [Hz]	2.2	2.3	2.2	2.2	2.2	2.3	2.3	2.2						
Avg. Stride Length [m]	6.5	7.5	7.6	7.6	7.5	7.5	7.5	7.3						



- [ ] Ranking at each section and finish
- .-.- No data available at this section
- NA No data available



Horse/Jockey Name	Princess Rhaenys
Final Rank	3
Fastest Section Time (Section)	0:11.31 (400m)
Top Speed [km/h] (Section)	65.7 (400m)
Race State	Finished

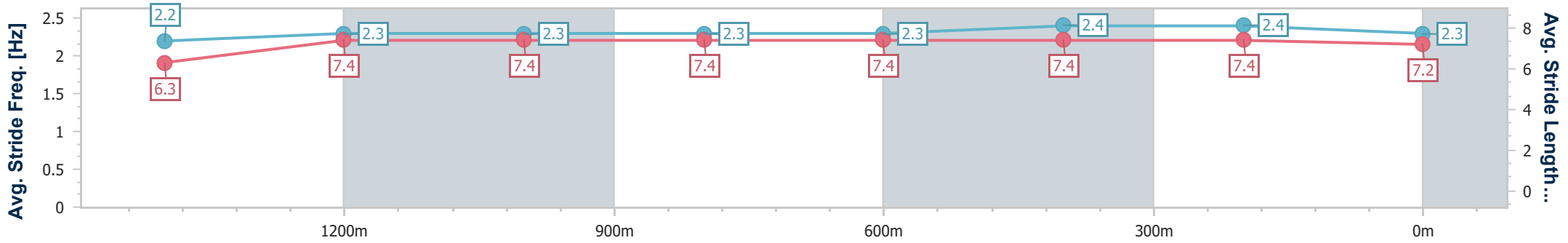
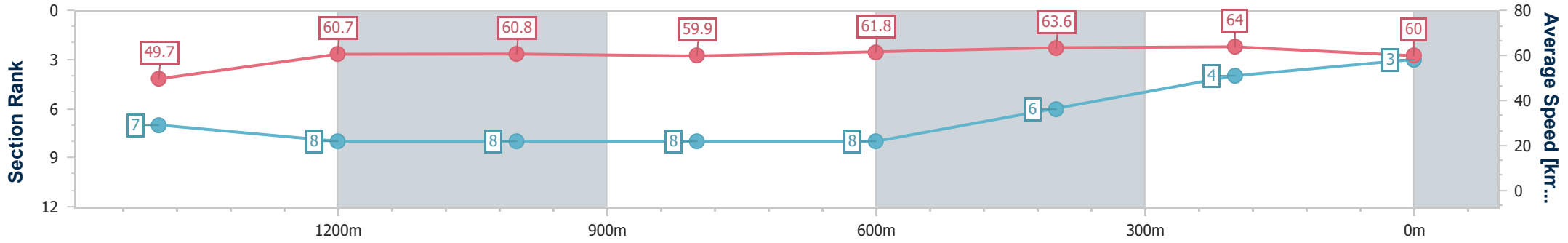


**Doomben QLD Professional**  
**Race 9: TATTERSALL'S EVENTS BENCHMARK 85 Handicap - 1615m**  
 25 November 2023 - 17:12  
 Track Rating: Soft 6, Weather: Showers, Rail Position: +4m Entire Course



BRISBANE  
RACING CLUB

Section	Overall	1400m	1200m	1000m	800m	600m	400m	200m					
Section Times	1:37.80 [3] (0:15.57)	1:22.23 [7] (0:11.91)	1:10.32 [8] (0:11.85)	0:58.47 [8] (0:12.04)	0:46.43 [8] (0:11.75)	0:34.68 [8] (0:11.38)	0:23.30 [6] (0:11.31)	0:11.99 [4] (0:11.99)					
Average Speed [km/h]	49.7	60.7	60.8	59.9	61.8	63.6	64.0	60.0					
Top Speed [km/h]	60.3	61.9	61.7	61.4	62.5	65.3	65.7	63.7					
Avg. Dist. to Rail [m]	2.3	0.7	1.2	1.1	0.7	1.5	2.0	2.8					
Avg. Stride Freq. [Hz]	2.2	2.3	2.3	2.3	2.3	2.4	2.4	2.3					
Avg. Stride Length [m]	6.3	7.4	7.4	7.4	7.4	7.4	7.4	7.2					



- [ ] Ranking at each section and finish
- .-.- No data available at this section
- NA No data available



Horse/Jockey Name	Blacklog
Final Rank	4
Fastest Section Time (Section)	0:11.36 (400m)
Top Speed [km/h] (Section)	63.8 (400m)
Race State	Finished

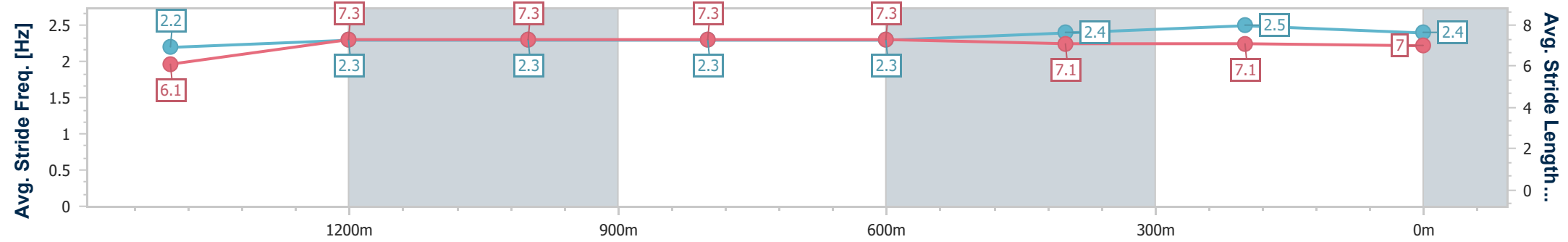
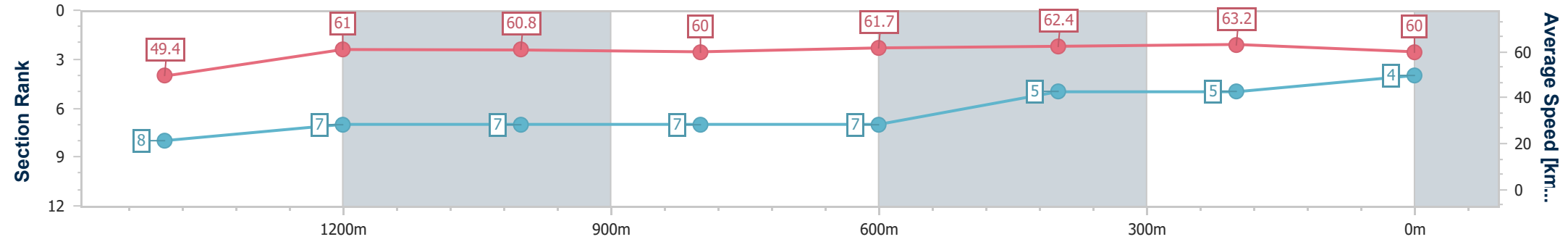


**Doomben QLD Professional**  
**Race 9: TATTERSALL'S EVENTS BENCHMARK 85 Handicap - 1615m**  
 25 November 2023 - 17:12  
 Track Rating: Soft 6, Weather: Showers, Rail Position: +4m Entire Course



BRISBANE  
RACING CLUB

Section	Overall	1400m	1200m	1000m	800m	600m	400m	200m						
Section Times	1:37.84 [4] (0:15.71)	1:22.13 [8] (0:11.74)	1:10.39 [7] (0:11.81)	0:58.58 [7] (0:12.03)	0:46.55 [7] (0:11.64)	0:34.91 [7] (0:11.53)	0:23.38 [5] (0:11.36)	0:12.02 [5] (0:12.02)						
Average Speed [km/h]	49.4	61.0	60.8	60.0	61.7	62.4	63.2	60.0						
Top Speed [km/h]	62.5	61.8	61.8	60.9	62.4	63.7	63.8	63.0						
Avg. Dist. to Rail [m]	3.4	0.7	0.1	0.2	0.4	0.4	0.6	0.8						
Avg. Stride Freq. [Hz]	2.2	2.3	2.3	2.3	2.3	2.4	2.5	2.4						
Avg. Stride Length [m]	6.1	7.3	7.3	7.3	7.3	7.1	7.1	7.0						



- [ ] Ranking at each section and finish
- .-.- No data available at this section
- NA No data available



Horse/Jockey Name	Zoushack
Final Rank	5
Fastest Section Time (Section)	0:11.34 (1400m)
Top Speed [km/h] (Section)	65.9 (Overall)
Race State	Finished

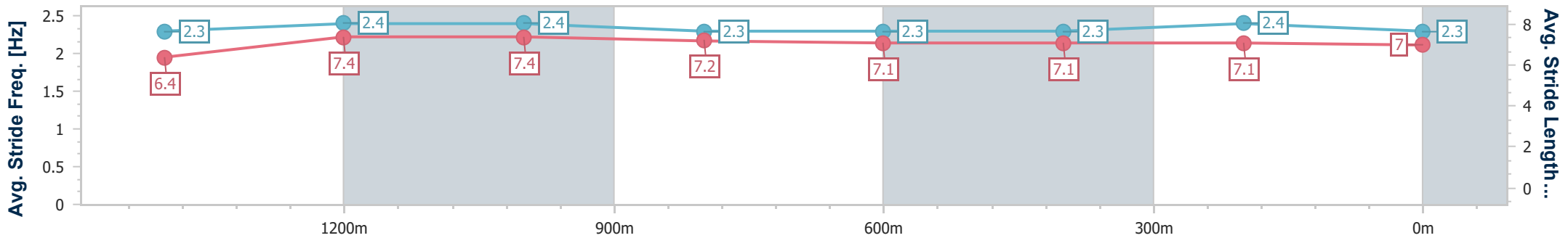
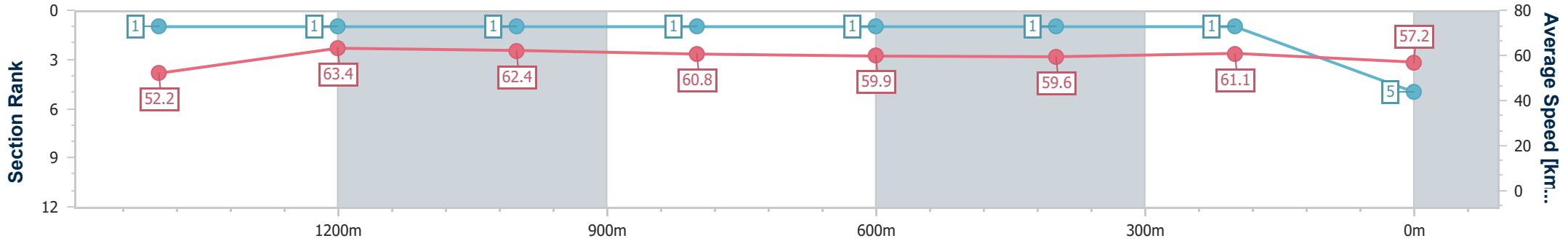


**Doomben QLD Professional**  
**Race 9: TATTERSALL'S EVENTS BENCHMARK 85 Handicap - 1615m**  
 25 November 2023 - 17:12  
 Track Rating: Soft 6, Weather: Showers, Rail Position: +4m Entire Course



BRISBANE  
RACING CLUB

Section	Overall	1400m	1200m	1000m	800m	600m	400m	200m						
Section Times	1:37.94 [5] (0:14.88)	1:23.06 [1] (0:11.34)	1:11.72 [1] (0:11.52)	1:00.20 [1] (0:11.84)	0:48.36 [1] (0:12.00)	0:36.36 [1] (0:12.03)	0:24.33 [1] (0:11.72)	0:12.61 [1] (0:12.61)						
Average Speed [km/h]	52.2	63.4	62.4	60.8	59.9	59.6	61.1	57.2						
Top Speed [km/h]	65.9	65.5	64.1	62.4	60.4	61.5	62.5	60.7						
Avg. Dist. to Rail [m]	4.7	0.4	0.3	0.2	0.4	1.0	2.2	2.5						
Avg. Stride Freq. [Hz]	2.3	2.4	2.4	2.3	2.3	2.3	2.4	2.3						
Avg. Stride Length [m]	6.4	7.4	7.4	7.2	7.1	7.1	7.1	7.0						



- [ ] Ranking at each section and finish
- .-.- No data available at this section
- NA No data available



Horse/Jockey Name	Wolf Moon
Final Rank	6
Fastest Section Time (Section)	0:11.39 (400m)
Top Speed [km/h] (Section)	64.0 (400m)
Race State	Finished

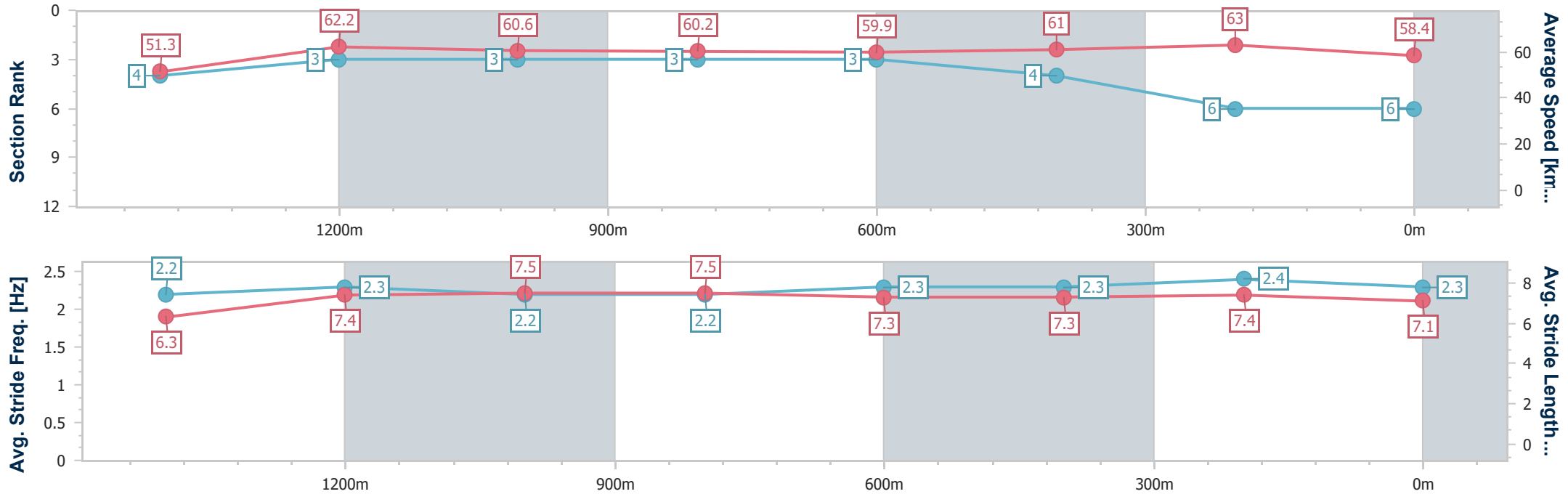


**Doomben QLD Professional**  
**Race 9: TATTERSALL'S EVENTS BENCHMARK 85 Handicap - 1615m**  
 25 November 2023 - 17:12  
 Track Rating: Soft 6, Weather: Showers, Rail Position: +4m Entire Course



BRISBANE  
RACING CLUB

Section	Overall	1400m	1200m	1000m	800m	600m	400m	200m						
Section Times	1:38.18 [6] (0:15.10)	1:23.08 [4] (0:11.63)	1:11.45 [3] (0:11.85)	0:59.60 [3] (0:12.03)	0:47.57 [3] (0:12.10)	0:35.47 [3] (0:11.75)	0:23.72 [4] (0:11.39)	0:12.33 [6] (0:12.33)						
Average Speed [km/h]	51.3	62.2	60.6	60.2	59.9	61.0	63.0	58.4						
Top Speed [km/h]	62.8	62.8	61.6	61.0	60.5	62.5	64.0	63.1						
Avg. Dist. to Rail [m]	1.3	0.5	0.9	1.5	1.7	1.0	2.1	0.9						
Avg. Stride Freq. [Hz]	2.2	2.3	2.2	2.2	2.3	2.3	2.4	2.3						
Avg. Stride Length [m]	6.3	7.4	7.5	7.5	7.3	7.3	7.4	7.1						



- [ ] Ranking at each section and finish
- .-.- No data available at this section
- NA No data available





Horse/Jockey Name	Collay's Spirit
Final Rank	7
Fastest Section Time (Section)	0:11.44 (400m)
Top Speed [km/h] (Section)	64.4 (400m)
Race State	Finished

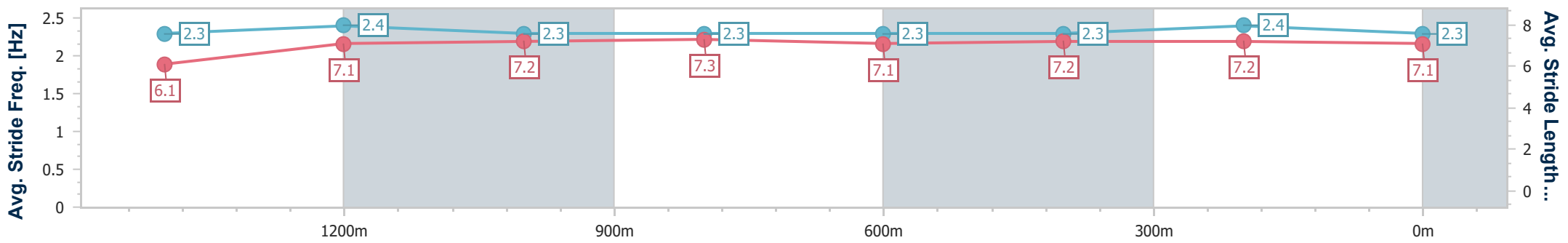
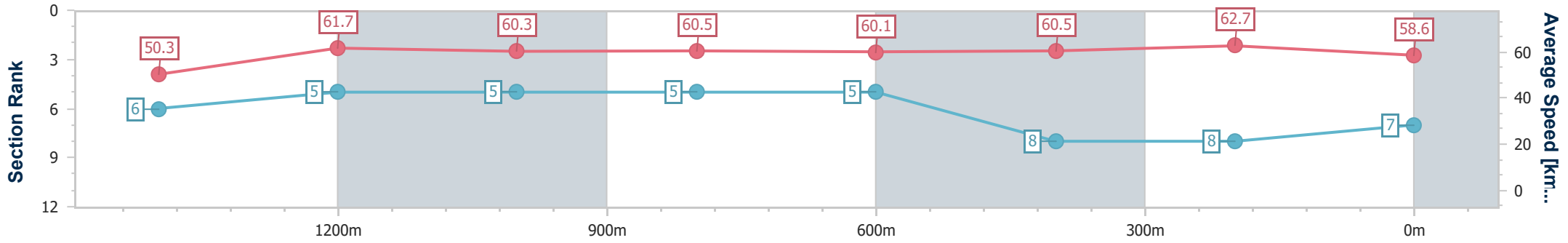


**Doomben QLD Professional**  
**Race 9: TATTERSALL'S EVENTS BENCHMARK 85 Handicap - 1615m**  
 25 November 2023 - 17:12  
 Track Rating: Soft 6, Weather: Showers, Rail Position: +4m Entire Course



BRISBANE  
RACING CLUB

Section	Overall	1400m	1200m	1000m	800m	600m	400m	200m						
Section Times	1:38.45 [7] (0:15.33)	1:23.12 [6] (0:11.67)	1:11.45 [5] (0:11.90)	0:59.55 [5] (0:11.92)	0:47.63 [5] (0:11.99)	0:35.64 [5] (0:11.89)	0:23.75 [8] (0:11.44)	0:12.31 [8] (0:12.31)						
Average Speed [km/h]	50.3	61.7	60.3	60.5	60.1	60.5	62.7	58.6						
Top Speed [km/h]	62.1	62.1	61.5	60.9	61.1	61.1	64.4	62.7						
Avg. Dist. to Rail [m]	1.1	0.5	0.1	0.2	0.2	0.5	0.3	0.6						
Avg. Stride Freq. [Hz]	2.3	2.4	2.3	2.3	2.3	2.3	2.4	2.3						
Avg. Stride Length [m]	6.1	7.1	7.2	7.3	7.1	7.2	7.2	7.1						



- [ ] Ranking at each section and finish
- .-.- No data available at this section
- NA No data available



Horse/Jockey Name	The Catch
Final Rank	8
Fastest Section Time (Section)	0:11.45 (600m)
Top Speed [km/h] (Section)	64.1 (600m)
Race State	Finished

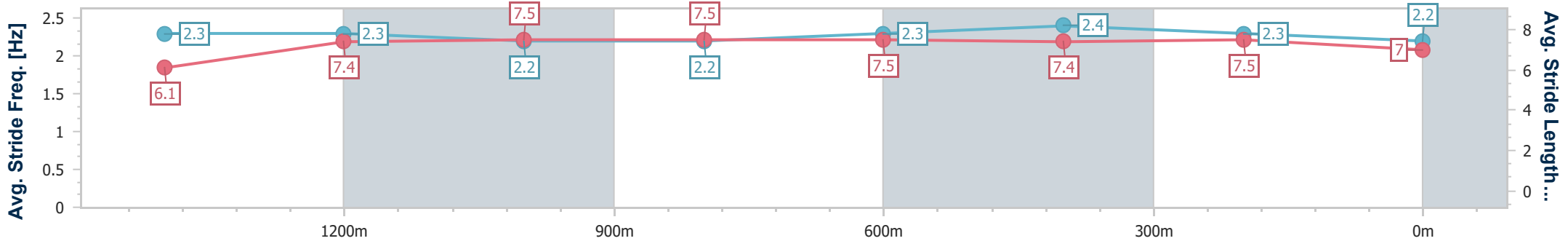
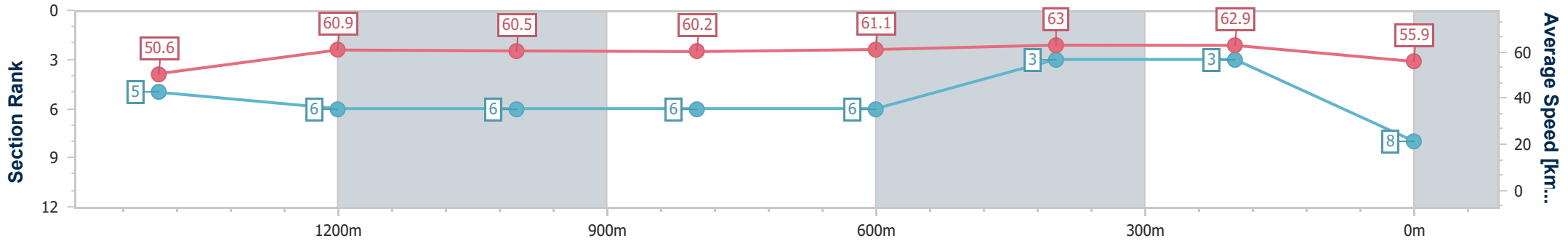


**Doomben QLD Professional**  
**Race 9: TATTERSALL'S EVENTS BENCHMARK 85 Handicap - 1615m**  
 25 November 2023 - 17:12  
 Track Rating: Soft 6, Weather: Showers, Rail Position: +4m Entire Course



BRISBANE  
RACING CLUB

Section	Overall	1400m	1200m	1000m	800m	600m	400m	200m						
Section Times	1:38.66 [8] (0:15.30)	1:23.36 [5] (0:11.87)	1:11.49 [6] (0:11.92)	0:59.57 [6] (0:11.99)	0:47.58 [6] (0:11.77)	0:35.81 [6] (0:11.45)	0:24.36 [3] (0:11.45)	0:12.91 [3] (0:12.91)						
Average Speed [km/h]	50.6	60.9	60.5	60.2	61.1	63.0	62.9	55.9						
Top Speed [km/h]	60.8	62.6	60.8	61.0	62.2	64.1	64.0	61.0						
Avg. Dist. to Rail [m]	1.9	1.2	1.6	0.9	0.4	0.6	1.2	1.7						
Avg. Stride Freq. [Hz]	2.3	2.3	2.2	2.2	2.3	2.4	2.3	2.2						
Avg. Stride Length [m]	6.1	7.4	7.5	7.5	7.5	7.4	7.5	7.0						



- [ ] Ranking at each section and finish
- .-.- No data available at this section
- NA No data available



Horse/Jockey Name	Valley Of Dreams
Final Rank	9
Fastest Section Time (Section)	0:11.73 (1400m)
Top Speed [km/h] (Section)	62.6 (400m)
Race State	Finished

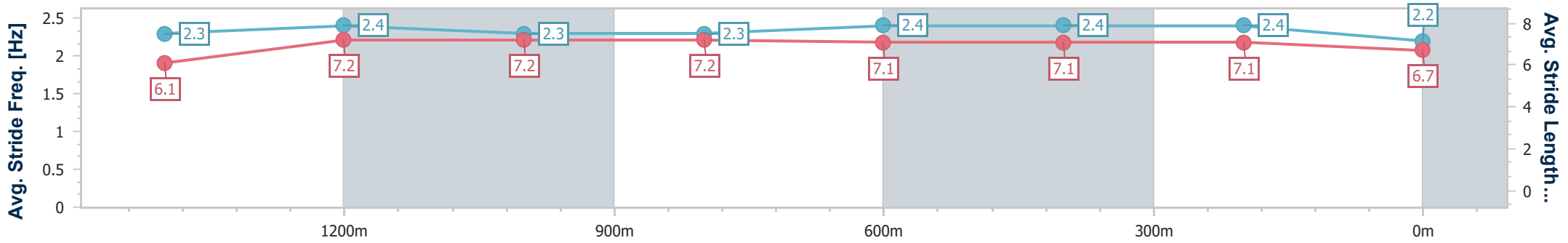
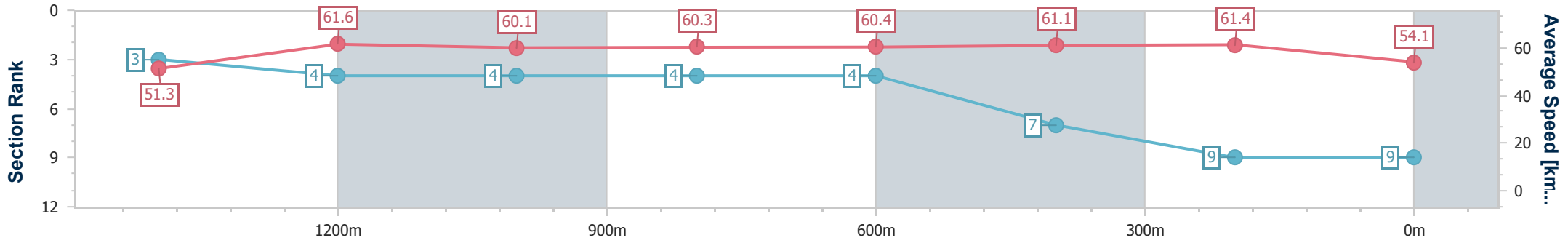


**Doomben QLD Professional**  
**Race 9: TATTERSALL'S EVENTS BENCHMARK 85 Handicap - 1615m**  
 25 November 2023 - 17:12  
 Track Rating: Soft 6, Weather: Showers, Rail Position: +4m Entire Course



BRISBANE  
RACING CLUB

Section	Overall	1400m	1200m	1000m	800m	600m	400m	200m						
Section Times	1:39.63 [9] (0:15.08)	1:24.55 [3] (0:11.73)	1:12.82 [4] (0:11.96)	1:00.86 [4] (0:11.98)	0:48.88 [4] (0:11.99)	0:36.89 [4] (0:11.85)	0:25.04 [7] (0:11.74)	0:13.30 [9] (0:13.30)						
Average Speed [km/h]	51.3	61.6	60.1	60.3	60.4	61.1	61.4	54.1						
Top Speed [km/h]	61.7	62.5	61.7	60.9	61.2	62.3	62.6	59.3						
Avg. Dist. to Rail [m]	0.7	0.9	1.3	0.9	1.3	0.9	0.9	2.3						
Avg. Stride Freq. [Hz]	2.3	2.4	2.3	2.3	2.4	2.4	2.4	2.2						
Avg. Stride Length [m]	6.1	7.2	7.2	7.2	7.1	7.1	7.1	6.7						



- [ ] Ranking at each section and finish
- .-.- No data available at this section
- NA No data available