



Doomben QLD Professional

Race 9: VALE WAYNE PURCHASE OPEN Handicap - 2000m

02 December 2023 - 17:11



BRISBANE
RACING CLUB

Track Rating: Soft 6, Weather: Fine, Rail Position: +1m Entire

Section														
Field Times	Overall	1800m	1600m	1400m	1200m	1000m	800m	Last 600m						
	2:02.40 (0:14.29)	1:48.11 (0:11.04)	1:37.07 (0:11.80)	1:25.27 (0:12.23)	1:13.04 (0:11.97)	1:01.07 (0:12.31)	0:48.76 (0:12.07)	0:36.69						
Rank	TAB	Horse/Jockey	Barrier	Top Speed [km/h]	Fastest Section								Distance Travelled [m]	
1	3	KNIGHT'S CHOICE Jaden Lloyd	7	64.2 1800m	0:11.52 1800m	2:02.40 [1] (0:14.69)	1:47.71 [8] (0:11.52)	1:36.19 [8] (0:11.78)	1:24.41 [8] (0:12.37)	1:12.04 [9] (0:12.00)	1:00.04 [9] (0:12.29)	0:47.75 [8] (0:11.91)	0:35.84	
2	4	QUALITY TIME Damien Thornton	8	64.1 1800m	0:11.35 1800m	2:02.56 [2] (0:14.33)	1:48.23 [3] (0:11.35)	1:36.88 [3] (0:11.69)	1:25.19 [3] (0:12.37)	1:12.82 [3] (0:11.95)	1:00.87 [3] (0:12.25)	0:48.62 [3] (0:11.97)	0:36.65	-2
3	11	RED WAVE Robbie Dolan	1	64.0 1800m	0:11.36 1800m	2:02.60 [3] (0:14.62)	1:47.98 [7] (0:11.36)	1:36.62 [6] (0:11.70)	1:24.92 [6] (0:12.43)	1:12.49 [6] (0:12.00)	1:00.49 [7] (0:12.25)	0:48.24 [6] (0:11.82)	0:36.42	-3
4	13	SNEAK PREVIEW Tiffani Brooker	12	65.7 1800m	0:11.24 1800m	2:03.17 [4] (0:14.38)	1:48.79 [4] (0:11.24)	1:37.55 [2] (0:11.62)	1:25.93 [2] (0:12.28)	1:13.65 [2] (0:12.01)	1:01.64 [2] (0:12.32)	0:49.32 [2] (0:12.12)	0:37.20	+5
5	7	TAPILDOODLEDO Ben Thompson	4	64.3 1800m	0:11.65 1800m	2:03.19 [5] (0:14.85)	1:48.34 [10] (0:11.65)	1:36.69 [10] (0:11.75)	1:24.94 [10] (0:12.35)	1:12.59 [10] (0:11.95)	1:00.64 [11] (0:12.27)	0:48.37 [10] (0:11.91)	0:36.46	-2
6	14	FLYING JOY Angela Jones	2	64.8 1800m	0:11.42 1800m	2:03.30 [6] (0:14.56)	1:48.74 [5] (0:11.42)	1:37.32 [7] (0:11.75)	1:25.57 [7] (0:12.41)	1:13.16 [7] (0:11.87)	1:01.29 [6] (0:12.40)	0:48.89 [7] (0:12.04)	0:36.85	+7
7	16	TAVIS TOWN Samantha Collett	16	66.1 1800m	0:11.04 1800m	2:03.31 [7] (0:14.29)	1:49.02 [1] (0:11.04)	1:37.98 [1] (0:11.80)	1:26.18 [1] (0:12.23)	1:13.95 [1] (0:11.97)	1:01.98 [1] (0:12.31)	0:49.67 [1] (0:12.07)	0:37.60	-1
8	1	GREAT HOUSE James Orman	15	64.0 600m	0:11.68 1600m	2:03.35 [8] (0:14.83)	1:48.52 [9] (0:11.84)	1:36.68 [11] (0:11.68)	1:25.00 [11] (0:12.29)	1:12.71 [11] (0:11.89)	1:00.82 [10] (0:12.37)	0:48.45 [11] (0:11.90)	0:36.55	+11
9	8	TAPPY'S LAD Jake Bayliss	5	62.5 1000m	0:11.76 1600m	2:03.73 [9] (0:15.05)	1:48.68 [12] (0:11.79)	1:36.89 [12] (0:11.76)	1:25.13 [12] (0:12.27)	1:12.86 [12] (0:12.07)	1:00.79 [12] (0:12.11)	0:48.68 [12] (0:12.01)	0:36.67	-3
10	10	SOUTHERN STOCK Kyle Wilson-Taylor	6	65.6 1800m	0:11.53 1800m	2:04.00 [10] (0:14.85)	1:49.15 [11] (0:11.53)	1:37.62 [9] (0:11.67)	1:25.95 [9] (0:12.30)	1:13.65 [8] (0:11.92)	1:01.73 [8] (0:12.44)	0:49.29 [9] (0:11.97)	0:37.32	+4

Scratched: Dark Dream (#2), Beckford (#5), Noah 'N' A Deel (#6)

[] Ranking at each section and finish
 -:-:- No data available at this section
 NA No data available

SCN Saddle cloth number
 DNF Did not finish
 DNT Did not track



Doomben QLD Professional

Race 9: VALE WAYNE PURCHASE OPEN Handicap - 2000m

02 December 2023 - 17:11



BRISBANE
RACING CLUB

Track Rating: Soft 6, Weather: Fine, Rail Position: +1m Entire

Section	Overall	1800m	1600m	1400m	1200m	1000m	800m	Last 600m						
Field Times	2:02.40 (0:14.29)	1:48.11 (0:11.04)	1:37.07 (0:11.80)	1:25.27 (0:12.23)	1:13.04 (0:11.97)	1:01.07 (0:12.31)	0:48.76 (0:12.07)	0:36.69						
Rank	TAB	Horse/Jockey	Barrier	Top Speed [km/h]	Fastest Section									Distance Travelled [m]
11	12	SAVVY LEGEND Tahlia Fenlon	11	66.1 1800m	0:11.37 1800m	2:04.00 [11] (0:14.57)	1:49.43 [6] (0:11.37)	1:38.06 [5] (0:11.67)	1:26.39 [5] (0:12.32)	1:14.07 [5] (0:11.93)	1:02.14 [5] (0:12.10)	0:50.04 [4] (0:12.14)	0:37.90	+10
12	15	SET ME UP Trudy Thornton	14	62.6 600m	0:11.72 1600m	2:04.24 [12] (0:15.29)	1:48.95 [13] (0:11.88)	1:37.07 [13] (0:11.72)	1:25.35 [13] (0:12.19)	1:13.16 [13] (0:12.06)	1:01.10 [13] (0:11.96)	0:49.14 [13] (0:12.03)	0:37.11	+1
13	9	HEAD OF STATE Mark Du Plessis	9	65.5 Overall	0:11.39 1800m	2:04.53 [13] (0:14.33)	1:50.20 [2] (0:11.39)	1:38.81 [4] (0:11.79)	1:27.02 [4] (0:12.31)	1:14.71 [4] (0:12.03)	1:02.68 [4] (0:12.27)	0:50.41 [5] (0:12.13)	0:38.28	+5

Scratched: Dark Dream (#2), Beckford (#5), Noah 'N' A Deel (#6)



Doomben QLD Professional

Race 9: VALE WAYNE PURCHASE OPEN Handicap - 2000m

02 December 2023 - 17:11



BRISBANE
RACING CLUB

Track Rating: Soft 6, Weather: Fine, Rail Position: +1m Entire

Section					600m	400m	200m				Last 600m
Field Times					0:36.69 (0:12.02)	0:24.67 (0:12.00)	0:12.67 (0:12.67)				0:36.69
Rank	TAB	Horse/Jockey	Barrier	Top Speed [km/h]	Fastest Section				Margin		
											Distance Travelled [m]
1	3	KNIGHT'S CHOICE Jaden Lloyd	7	64.2 1800m	0:11.52 1800m	0:35.84 [8] (0:11.60)	0:24.24 [6] (0:11.95)	0:12.29 [5] (0:12.29)	2:02.40	0:35.84	
2	4	QUALITY TIME Damien Thornton	8	64.1 1800m	0:11.35 1800m	0:36.65 [2] (0:11.83)	0:24.82 [2] (0:11.99)	0:12.83 [1] (0:12.83)	0.89L	0:36.65 -2	
3	11	RED WAVE Robbie Dolan	1	64.0 1800m	0:11.36 1800m	0:36.42 [5] (0:11.81)	0:24.61 [4] (0:11.97)	0:12.64 [2] (0:12.64)	1.18L	0:36.42 -3	
4	13	SNEAK PREVIEW Tiffani Brooker	12	65.7 1800m	0:11.24 1800m	0:37.20 [3] (0:11.96)	0:25.24 [3] (0:12.10)	0:13.14 [3] (0:13.14)	4.49L	0:37.20 +5	
5	7	TAPILDOODLEDO Ben Thompson	4	64.3 1800m	0:11.65 1800m	0:36.46 [10] (0:11.66)	0:24.80 [8] (0:11.96)	0:12.84 [7] (0:12.84)	4.65L	0:36.46 -2	
6	14	FLYING JOY Angela Jones	2	64.8 1800m	0:11.42 1800m	0:36.85 [7] (0:11.88)	0:24.97 [7] (0:12.01)	0:12.96 [6] (0:12.96)	5.25L	0:36.85 +7	
7	16	TAVIS TOWN Samantha Collett	16	66.1 1800m	0:11.04 1800m	0:37.60 [1] (0:12.02)	0:25.58 [1] (0:12.32)	0:13.26 [4] (0:13.26)	5.36L	0:37.60 -1	
8	1	GREAT HOUSE James Orman	15	64.0 600m	0:11.68 1600m	0:36.55 [11] (0:11.71)	0:24.84 [10] (0:12.05)	0:12.79 [9] (0:12.79)	5.57L	0:36.55 +11	
9	8	TAPPY'S LAD Jake Bayliss	5	62.5 1000m	0:11.76 1600m	0:36.67 [12] (0:11.88)	0:24.79 [12] (0:12.25)	0:12.54 [13] (0:12.54)	7.8L	0:36.67 -3	
10	10	SOUTHERN STOCK Kyle Wilson-Taylor	6	65.6 1800m	0:11.53 1800m	0:37.32 [9] (0:11.96)	0:25.36 [11] (0:12.34)	0:13.02 [11] (0:13.02)	9.39L	0:37.32 +4	

Scratched: Dark Dream (#2), Beckford (#5), Noah 'N' A Deel (#6)

Report Created: Sat 2 December 2023 17:38 GMT+ (Note: Timing is based on position data)

Page 3/17

[] Ranking at each section and finish
 -:-:- No data available at this section
 NA No data available

SCN Saddle cloth number
 DNF Did not finish
 DNT Did not track

data processed by  TRIPLES DATA



Doomben QLD Professional

Race 9: VALE WAYNE PURCHASE OPEN Handicap - 2000m

02 December 2023 - 17:11



BRISBANE
RACING CLUB

Track Rating: Soft 6, Weather: Fine, Rail Position: +1m Entire

Section		600m	400m	200m				Last 600m		
Field Times		0:36.69 (0:12.02)	0:24.67 (0:12.00)	0:12.67 (0:12.67)				0:36.69		
Rank	TAB Horse/Jockey	Barrier	Top Speed [km/h]	Fastest Section	Margin			Distance Travelled [m]		
11	12 SAVVY LEGEND Tahlia Fenlon	11	66.1 1800m	0:11.37 1800m	0:37.90 [4] (0:12.05)	0:25.85 [5] (0:12.35)	0:13.50 [8] (0:13.50)	9.41L	0:37.90	+10
12	15 SET ME UP Trudy Thornton	14	62.6 600m	0:11.72 1600m	0:37.11 [13] (0:11.85)	0:25.26 [13] (0:12.10)	0:13.16 [12] (0:13.16)	10.81L	0:37.11	+1
13	9 HEAD OF STATE Mark Du Plessis	9	65.5 Overall	0:11.39 1800m	0:38.28 [6] (0:12.18)	0:26.10 [9] (0:12.55)	0:13.55 [10] (0:13.55)	12.53L	0:38.28	+5

Scratched: Dark Dream (#2), Beckford (#5), Noah 'N' A Deel (#6)

[] Ranking at each section and finish
 -:-:-:- No data available at this section
 NA No data available

SCN Saddle cloth number
 DNF Did not finish
 DNT Did not track



Horse/Jockey Name	Knight's Choice
Final Rank	1
Fastest Section Time (Section)	0:11.52 (1800m)
Top Speed [km/h] (Section)	64.2 (1800m)
Race State	Finished

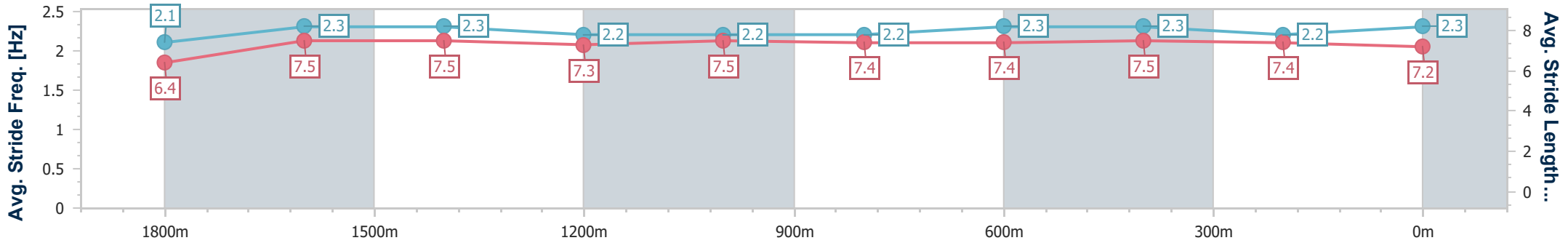
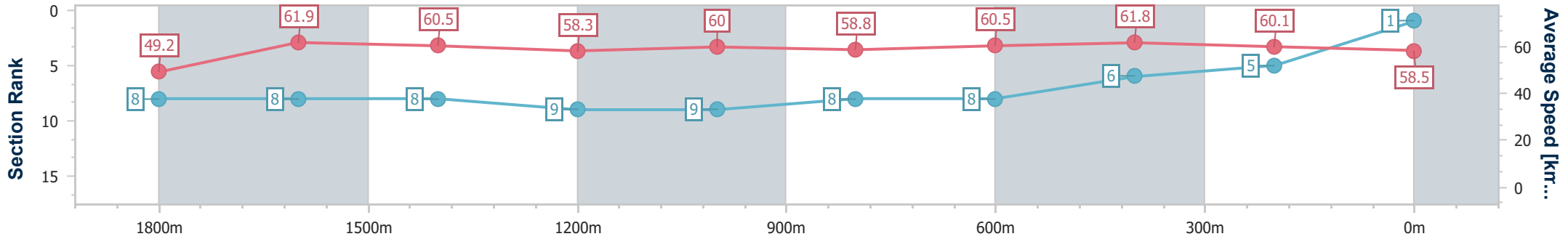


Doomben QLD Professional
Race 9: VALE WAYNE PURCHASE OPEN Handicap - 2000m
 02 December 2023 - 17:11
 Track Rating: Soft 6, Weather: Fine, Rail Position: +1m Entire



BRISBANE
RACING CLUB

Section	Overall	1800m	1600m	1400m	1200m	1000m	800m	600m	400m	200m
Section Times	2:02.40 [1] (0:14.69)	1:47.71 [8] (0:11.52)	1:36.19 [8] (0:11.78)	1:24.41 [8] (0:12.37)	1:12.04 [9] (0:12.00)	1:00.04 [9] (0:12.29)	0:47.75 [8] (0:11.91)	0:35.84 [8] (0:11.60)	0:24.24 [6] (0:11.95)	0:12.29 [5] (0:12.29)
Average Speed [km/h]	49.2	61.9	60.5	58.3	60.0	58.8	60.5	61.8	60.1	58.5
Top Speed [km/h]	63.3	64.2	62.2	59.0	61.7	60.6	63.1	63.3	61.2	61.1
Avg. Dist. to Rail [m]	3.1	1.1	1.8	0.6	1.0	1.0	0.4	0.7	1.3	1.7
Avg. Stride Freq. [Hz]	2.1	2.3	2.3	2.2	2.2	2.2	2.3	2.3	2.2	2.3
Avg. Stride Length [m]	6.4	7.5	7.5	7.3	7.5	7.4	7.4	7.5	7.4	7.2



- [] Ranking at each section and finish
- .-.- No data available at this section
- NA No data available



Horse/Jockey Name	Quality Time
Final Rank	2
Fastest Section Time (Section)	0:11.35 (1800m)
Top Speed [km/h] (Section)	64.1 (1800m)
Race State	Finished

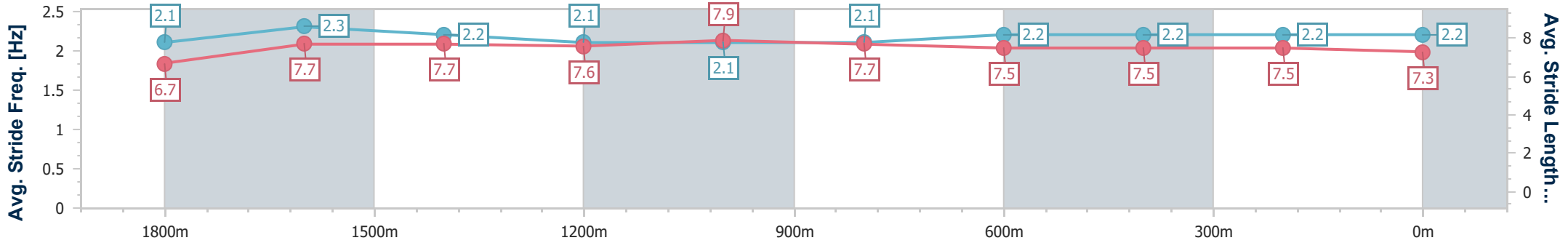
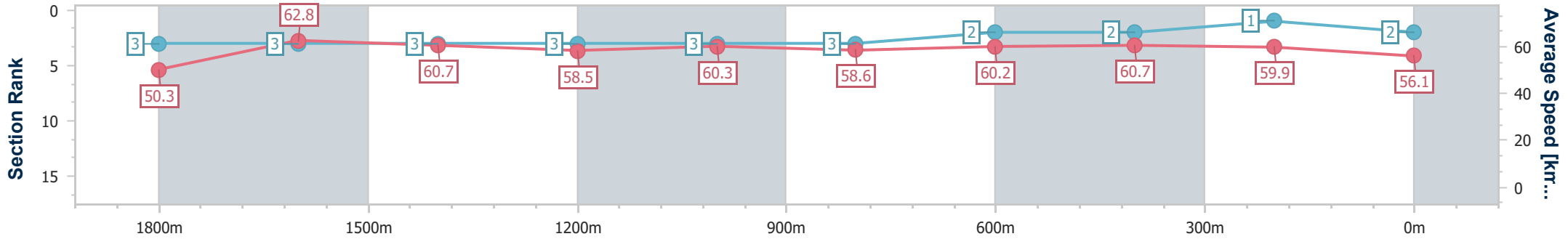


Doomben QLD Professional
Race 9: VALE WAYNE PURCHASE OPEN Handicap - 2000m
 02 December 2023 - 17:11
 Track Rating: Soft 6, Weather: Fine, Rail Position: +1m Entire



BRISBANE
RACING CLUB

Section	Overall	1800m	1600m	1400m	1200m	1000m	800m	600m	400m	200m
Section Times	2:02.56 [2] (0:14.33)	1:48.23 [3] (0:11.35)	1:36.88 [3] (0:11.69)	1:25.19 [3] (0:12.37)	1:12.82 [3] (0:11.95)	1:00.87 [3] (0:12.25)	0:48.62 [3] (0:11.97)	0:36.65 [2] (0:11.83)	0:24.82 [2] (0:11.99)	0:12.83 [1] (0:12.83)
Average Speed [km/h]	50.3	62.8	60.7	58.5	60.3	58.6	60.2	60.7	59.9	56.1
Top Speed [km/h]	63.9	64.1	62.0	59.8	61.1	59.6	61.6	61.4	61.7	59.8
Avg. Dist. to Rail [m]	3.8	2.2	2.0	1.0	0.7	0.3	0.3	0.5	0.5	0.9
Avg. Stride Freq. [Hz]	2.1	2.3	2.2	2.1	2.1	2.1	2.2	2.2	2.2	2.2
Avg. Stride Length [m]	6.7	7.7	7.7	7.6	7.9	7.7	7.5	7.5	7.5	7.3



- [] Ranking at each section and finish
- .-.- No data available at this section
- NA No data available



Horse/Jockey Name	Red Wave
Final Rank	3
Fastest Section Time (Section)	0:11.36 (1800m)
Top Speed [km/h] (Section)	64.0 (1800m)
Race State	Finished

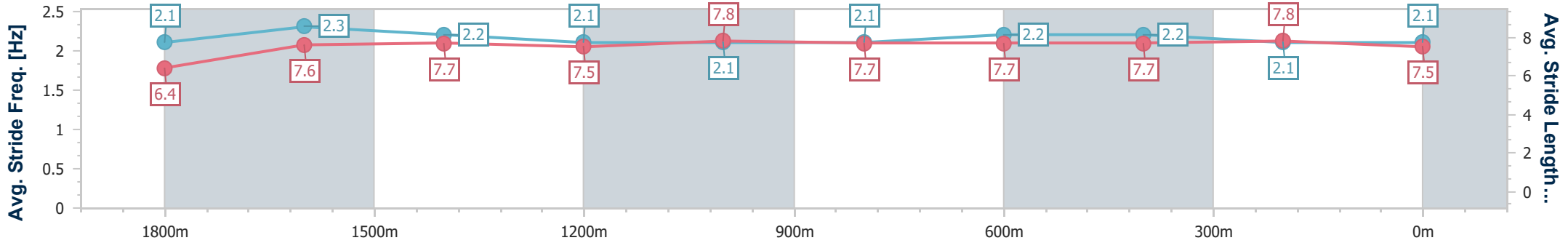
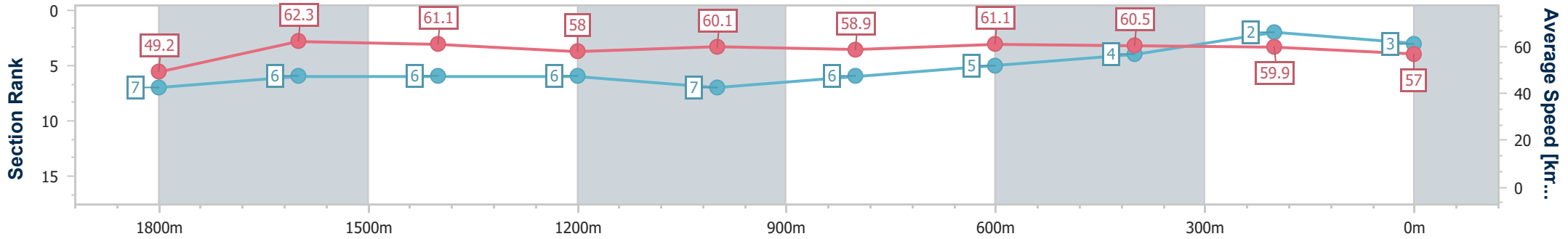


Doomben QLD Professional
Race 9: VALE WAYNE PURCHASE OPEN Handicap - 2000m
 02 December 2023 - 17:11
 Track Rating: Soft 6, Weather: Fine, Rail Position: +1m Entire



BRISBANE
RACING CLUB

Section	Overall	1800m	1600m	1400m	1200m	1000m	800m	600m	400m	200m
Section Times	2:02.60 [3] (0:14.62)	1:47.98 [7] (0:11.36)	1:36.62 [6] (0:11.70)	1:24.92 [6] (0:12.43)	1:12.49 [6] (0:12.00)	1:00.49 [7] (0:12.25)	0:48.24 [6] (0:11.82)	0:36.42 [5] (0:11.81)	0:24.61 [4] (0:11.97)	0:12.64 [2] (0:12.64)
Average Speed [km/h]	49.2	62.3	61.1	58.0	60.1	58.9	61.1	60.5	59.9	57.0
Top Speed [km/h]	63.5	64.0	62.5	58.8	60.8	60.3	62.7	61.7	60.4	59.0
Avg. Dist. to Rail [m]	1.9	2.9	2.6	1.1	1.7	1.4	0.3	1.1	1.3	1.5
Avg. Stride Freq. [Hz]	2.1	2.3	2.2	2.1	2.1	2.1	2.2	2.2	2.1	2.1
Avg. Stride Length [m]	6.4	7.6	7.7	7.5	7.8	7.7	7.7	7.7	7.8	7.5



- [] Ranking at each section and finish
- .-.- No data available at this section
- NA No data available



Horse/Jockey Name	Sneak Preview
Final Rank	4
Fastest Section Time (Section)	0:11.24 (1800m)
Top Speed [km/h] (Section)	65.7 (1800m)
Race State	Finished

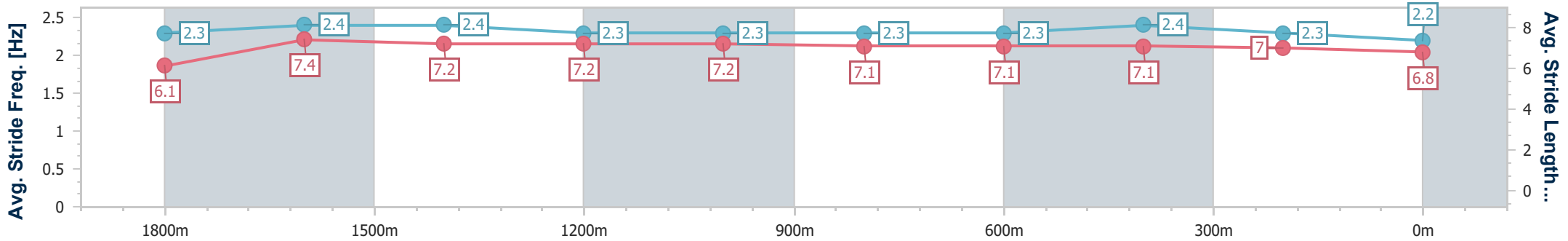
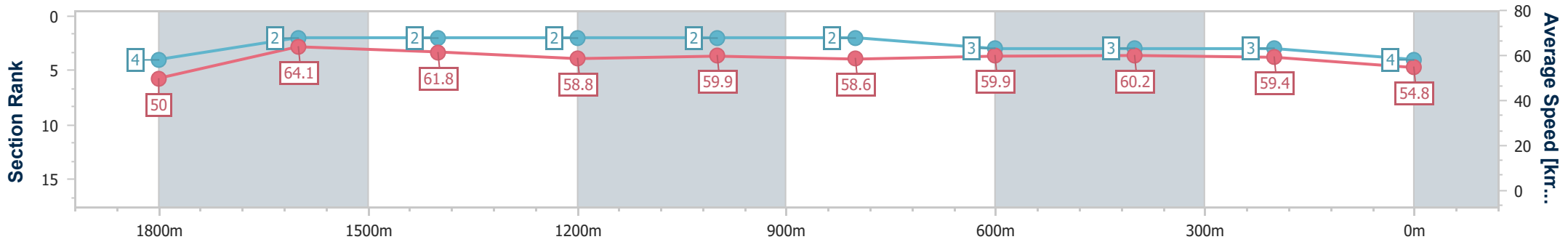


Doomben QLD Professional
Race 9: VALE WAYNE PURCHASE OPEN Handicap - 2000m
 02 December 2023 - 17:11
 Track Rating: Soft 6, Weather: Fine, Rail Position: +1m Entire



BRISBANE
 RACING CLUB

Section	Overall	1800m	1600m	1400m	1200m	1000m	800m	600m	400m	200m
Section Times	2:03.17 [4] (0:14.38)	1:48.79 [4] (0:11.24)	1:37.55 [2] (0:11.62)	1:25.93 [2] (0:12.28)	1:13.65 [2] (0:12.01)	1:01.64 [2] (0:12.32)	0:49.32 [2] (0:12.12)	0:37.20 [3] (0:11.96)	0:25.24 [3] (0:12.10)	0:13.14 [3] (0:13.14)
Average Speed [km/h]	50.0	64.1	61.8	58.8	59.9	58.6	59.9	60.2	59.4	54.8
Top Speed [km/h]	65.2	65.7	64.4	59.5	60.7	59.5	61.2	61.4	60.3	59.0
Avg. Dist. to Rail [m]	7.0	1.1	0.7	0.5	1.4	1.4	1.2	0.6	0.5	1.7
Avg. Stride Freq. [Hz]	2.3	2.4	2.4	2.3	2.3	2.3	2.3	2.4	2.3	2.2
Avg. Stride Length [m]	6.1	7.4	7.2	7.2	7.2	7.1	7.1	7.1	7.0	6.8



- [] Ranking at each section and finish
- .-.- No data available at this section
- NA No data available



Horse/Jockey Name	Tapildoodleo
Final Rank	5
Fastest Section Time (Section)	0:11.65 (1800m)
Top Speed [km/h] (Section)	64.3 (1800m)
Race State	Finished

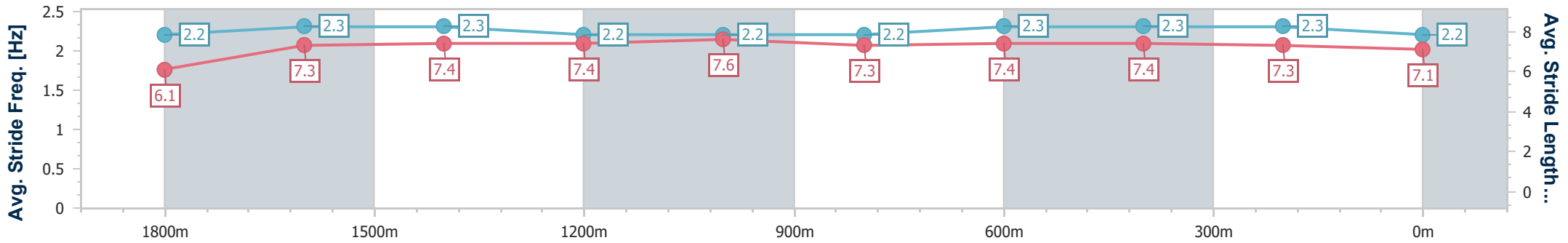
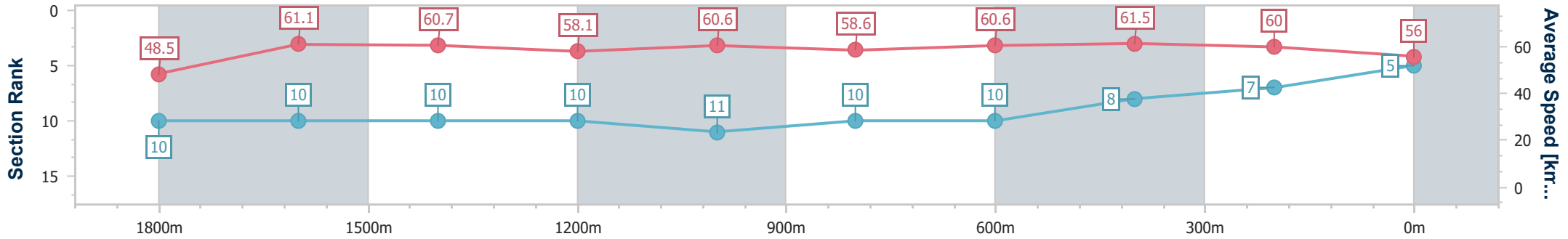


Doomben QLD Professional
Race 9: VALE WAYNE PURCHASE OPEN Handicap - 2000m
 02 December 2023 - 17:11
 Track Rating: Soft 6, Weather: Fine, Rail Position: +1m Entire



BRISBANE
RACING CLUB

Section	Overall	1800m	1600m	1400m	1200m	1000m	800m	600m	400m	200m
Section Times	2:03.19 [5] (0:14.85)	1:48.34 [10] (0:11.65)	1:36.69 [10] (0:11.75)	1:24.94 [10] (0:12.35)	1:12.59 [10] (0:11.95)	1:00.64 [11] (0:12.27)	0:48.37 [10] (0:11.91)	0:36.46 [10] (0:11.66)	0:24.80 [8] (0:11.96)	0:12.84 [7] (0:12.84)
Average Speed [km/h]	48.5	61.1	60.7	58.1	60.6	58.6	60.6	61.5	60.0	56.0
Top Speed [km/h]	63.7	64.3	61.8	60.0	61.8	61.5	62.6	62.9	60.9	57.9
Avg. Dist. to Rail [m]	1.6	2.1	1.7	0.4	0.5	0.5	0.2	0.6	0.8	1.3
Avg. Stride Freq. [Hz]	2.2	2.3	2.3	2.2	2.2	2.2	2.3	2.3	2.3	2.2
Avg. Stride Length [m]	6.1	7.3	7.4	7.4	7.6	7.3	7.4	7.4	7.3	7.1



- [] Ranking at each section and finish
- .-.- No data available at this section
- NA No data available



Horse/Jockey Name	Flying Joy
Final Rank	6
Fastest Section Time (Section)	0:11.42 (1800m)
Top Speed [km/h] (Section)	64.8 (1800m)
Race State	Finished

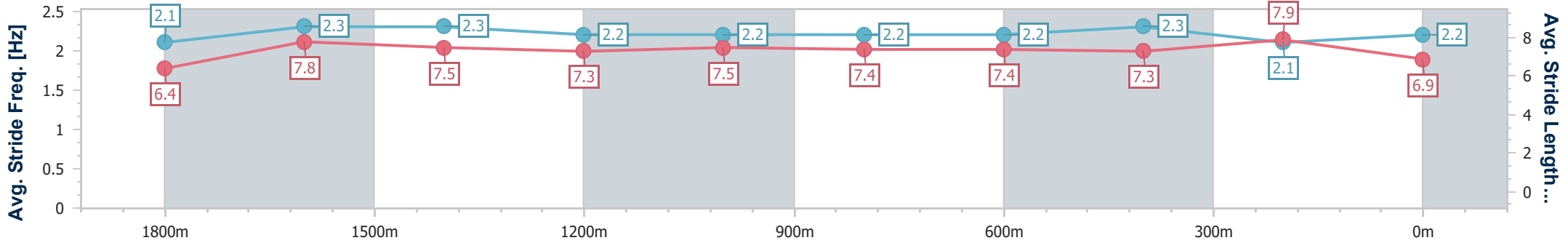
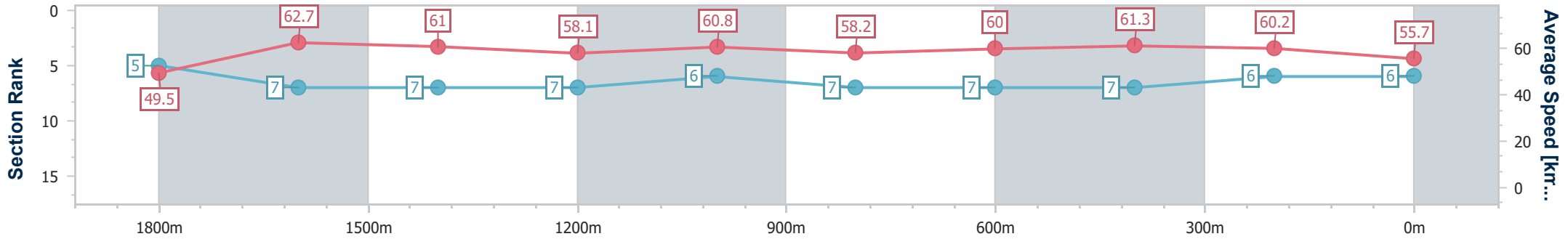


Doomben QLD Professional
Race 9: VALE WAYNE PURCHASE OPEN Handicap - 2000m
 02 December 2023 - 17:11
 Track Rating: Soft 6, Weather: Fine, Rail Position: +1m Entire



BRISBANE
RACING CLUB

Section	Overall	1800m	1600m	1400m	1200m	1000m	800m	600m	400m	200m
Section Times	2:03.30 [6] (0:14.56)	1:48.74 [5] (0:11.42)	1:37.32 [7] (0:11.75)	1:25.57 [7] (0:12.41)	1:13.16 [7] (0:11.87)	1:01.29 [6] (0:12.40)	0:48.89 [7] (0:12.04)	0:36.85 [7] (0:11.88)	0:24.97 [7] (0:12.01)	0:12.96 [6] (0:12.96)
Average Speed [km/h]	49.5	62.7	61.0	58.1	60.8	58.2	60.0	61.3	60.2	55.7
Top Speed [km/h]	64.2	64.8	62.7	58.9	62.1	60.4	60.8	61.8	61.9	58.3
Avg. Dist. to Rail [m]	0.7	1.2	0.8	0.7	1.7	1.4	0.8	1.8	3.6	3.8
Avg. Stride Freq. [Hz]	2.1	2.3	2.3	2.2	2.2	2.2	2.2	2.3	2.1	2.2
Avg. Stride Length [m]	6.4	7.8	7.5	7.3	7.5	7.4	7.4	7.3	7.9	6.9



- [] Ranking at each section and finish
- .-.- No data available at this section
- NA No data available



Horse/Jockey Name	Tavis Town
Final Rank	7
Fastest Section Time (Section)	0:11.04 (1800m)
Top Speed [km/h] (Section)	66.1 (1800m)
Race State	Finished

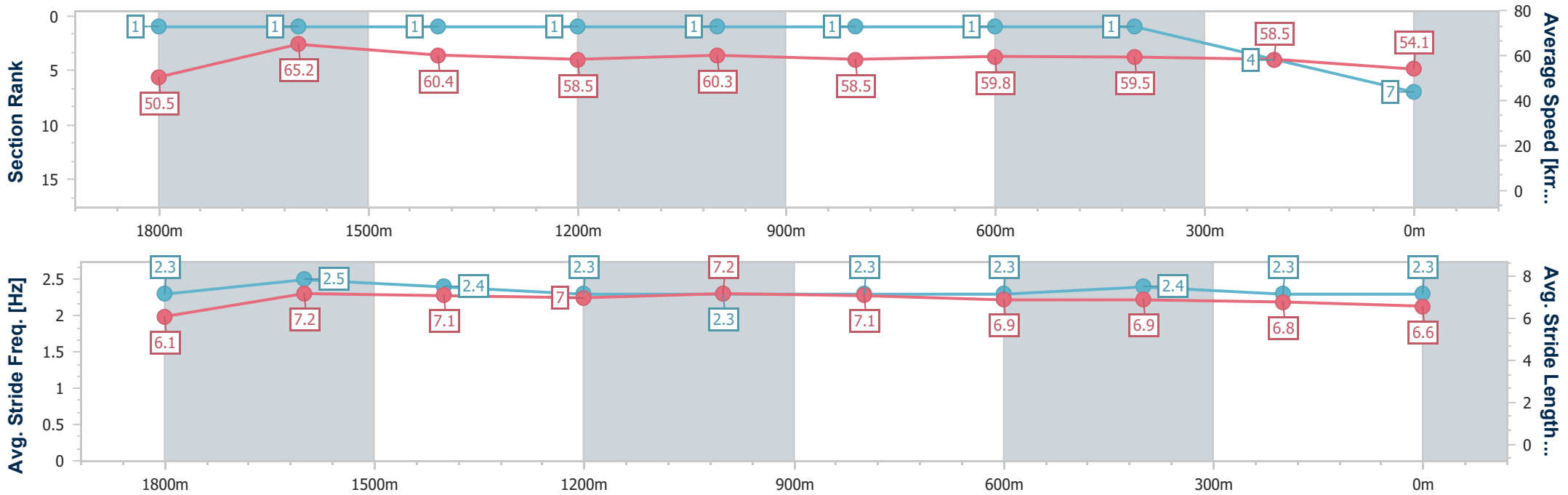


Doomben QLD Professional
Race 9: VALE WAYNE PURCHASE OPEN Handicap - 2000m
 02 December 2023 - 17:11
 Track Rating: Soft 6, Weather: Fine, Rail Position: +1m Entire



BRISBANE
RACING CLUB

Section	Overall	1800m	1600m	1400m	1200m	1000m	800m	600m	400m	200m
Section Times	2:03.31 [7] (0:14.29)	1:49.02 [1] (0:11.04)	1:37.98 [1] (0:11.80)	1:26.18 [1] (0:12.23)	1:13.95 [1] (0:11.97)	1:01.98 [1] (0:12.31)	0:49.67 [1] (0:12.07)	0:37.60 [1] (0:12.02)	0:25.58 [1] (0:12.32)	0:13.26 [4] (0:13.26)
Average Speed [km/h]	50.5	65.2	60.4	58.5	60.3	58.5	59.8	59.5	58.5	54.1
Top Speed [km/h]	65.8	66.1	63.2	60.3	61.2	59.6	60.4	60.4	60.0	57.9
Avg. Dist. to Rail [m]	8.4	1.7	2.3	0.8	0.5	0.4	0.1	0.8	1.0	0.6
Avg. Stride Freq. [Hz]	2.3	2.5	2.4	2.3	2.3	2.3	2.3	2.4	2.3	2.3
Avg. Stride Length [m]	6.1	7.2	7.1	7.0	7.2	7.1	6.9	6.9	6.8	6.6



- [] Ranking at each section and finish
- .-.- No data available at this section
- NA No data available



Horse/Jockey Name	Great House
Final Rank	8
Fastest Section Time (Section)	0:11.68 (1600m)
Top Speed [km/h] (Section)	64.0 (600m)
Race State	Finished

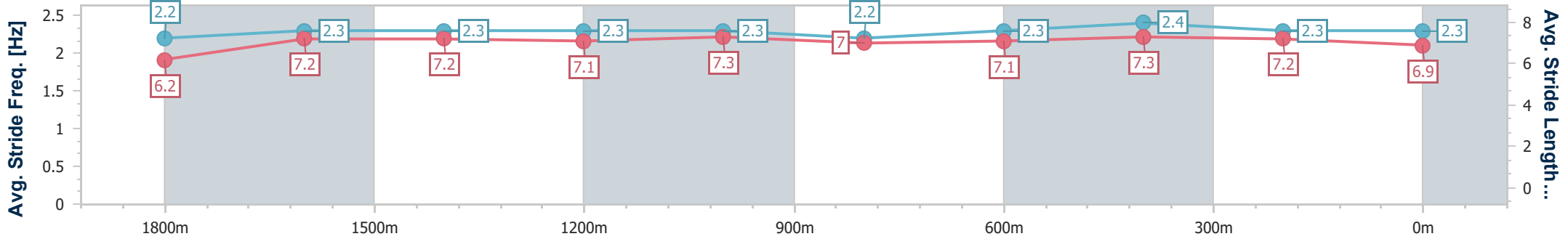
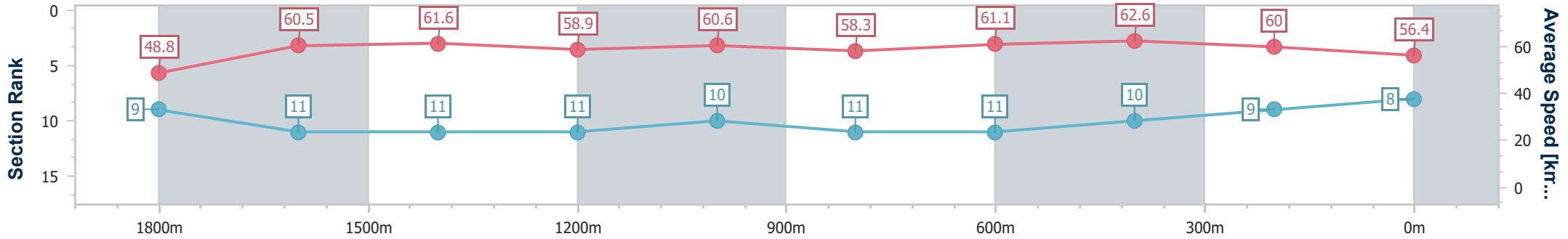


Doomben QLD Professional
Race 9: VALE WAYNE PURCHASE OPEN Handicap - 2000m
 02 December 2023 - 17:11
 Track Rating: Soft 6, Weather: Fine, Rail Position: +1m Entire



BRISBANE
 RACING CLUB

Section	Overall	1800m	1600m	1400m	1200m	1000m	800m	600m	400m	200m
Section Times	2:03.35 [8] (0:14.83)	1:48.52 [9] (0:11.84)	1:36.68 [11] (0:11.68)	1:25.00 [11] (0:12.29)	1:12.71 [11] (0:11.89)	1:00.82 [10] (0:12.37)	0:48.45 [11] (0:11.90)	0:36.55 [11] (0:11.71)	0:24.84 [10] (0:12.05)	0:12.79 [9] (0:12.79)
Average Speed [km/h]	48.8	60.5	61.6	58.9	60.6	58.3	61.1	62.6	60.0	56.4
Top Speed [km/h]	63.2	63.3	62.0	61.0	62.0	61.7	63.8	64.0	61.6	59.2
Avg. Dist. to Rail [m]	4.8	0.4	0.4	0.7	1.5	1.6	1.8	2.8	4.3	5.2
Avg. Stride Freq. [Hz]	2.2	2.3	2.3	2.3	2.3	2.2	2.3	2.4	2.3	2.3
Avg. Stride Length [m]	6.2	7.2	7.2	7.1	7.3	7.0	7.1	7.3	7.2	6.9



- [] Ranking at each section and finish
- .-.- No data available at this section
- NA No data available



Horse/Jockey Name	Tappy's Lad
Final Rank	9
Fastest Section Time (Section)	0:11.76 (1600m)
Top Speed [km/h] (Section)	62.5 (1000m)
Race State	Finished

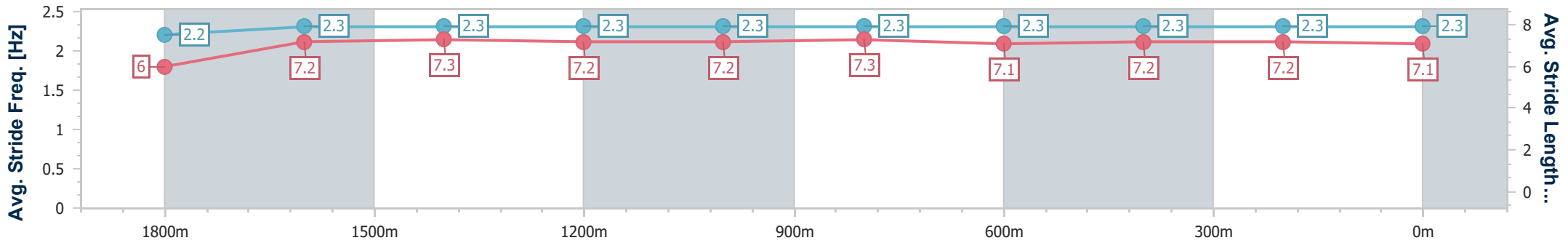
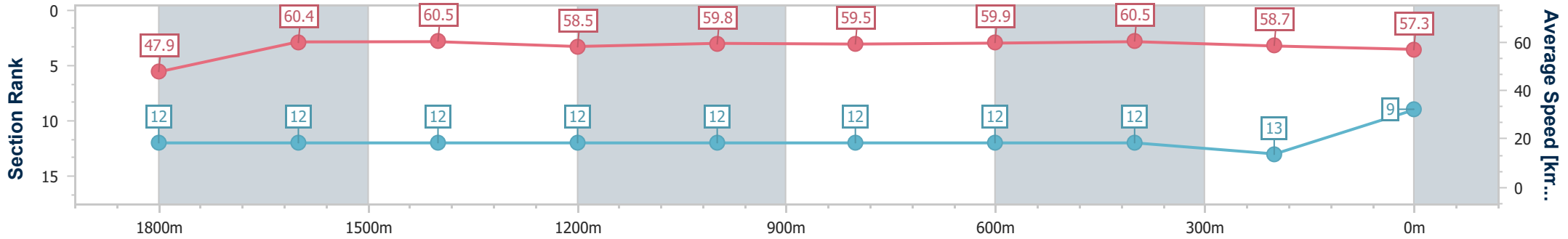


Doomben QLD Professional
Race 9: VALE WAYNE PURCHASE OPEN Handicap - 2000m
 02 December 2023 - 17:11
 Track Rating: Soft 6, Weather: Fine, Rail Position: +1m Entire



BRISBANE
RACING CLUB

Section	Overall	1800m	1600m	1400m	1200m	1000m	800m	600m	400m	200m
Section Times	2:03.73 [9] (0:15.05)	1:48.68 [12] (0:11.79)	1:36.89 [12] (0:11.76)	1:25.13 [12] (0:12.27)	1:12.86 [12] (0:12.07)	1:00.79 [12] (0:12.11)	0:48.68 [12] (0:12.01)	0:36.67 [12] (0:11.88)	0:24.79 [12] (0:12.25)	0:12.54 [13] (0:12.54)
Average Speed [km/h]	47.9	60.4	60.5	58.5	59.8	59.5	59.9	60.5	58.7	57.3
Top Speed [km/h]	61.4	61.5	61.1	60.6	61.8	62.5	61.6	61.4	59.5	59.3
Avg. Dist. to Rail [m]	1.3	1.8	2.4	0.7	0.5	0.4	0.3	0.4	0.8	0.3
Avg. Stride Freq. [Hz]	2.2	2.3	2.3	2.3	2.3	2.3	2.3	2.3	2.3	2.3
Avg. Stride Length [m]	6.0	7.2	7.3	7.2	7.2	7.3	7.1	7.2	7.2	7.1



- [] Ranking at each section and finish
- .-.- No data available at this section
- NA No data available



Horse/Jockey Name	Southern Stock
Final Rank	10
Fastest Section Time (Section)	0:11.53 (1800m)
Top Speed [km/h] (Section)	65.6 (1800m)
Race State	Finished

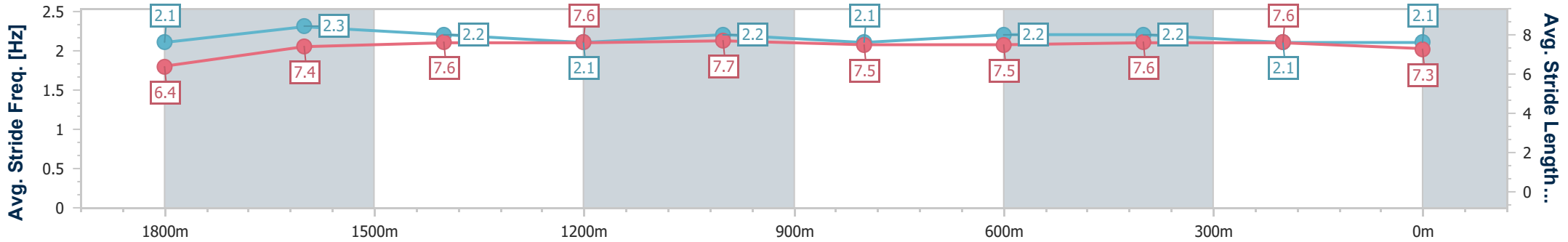
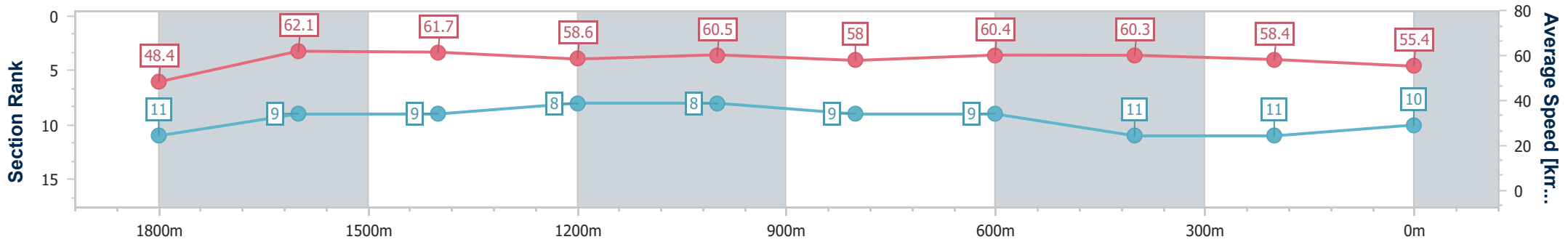


Doomben QLD Professional
Race 9: VALE WAYNE PURCHASE OPEN Handicap - 2000m
 02 December 2023 - 17:11
 Track Rating: Soft 6, Weather: Fine, Rail Position: +1m Entire



BRISBANE
RACING CLUB

Section	Overall	1800m	1600m	1400m	1200m	1000m	800m	600m	400m	200m
Section Times	2:04.00 [10] (0:14.85)	1:49.15 [11] (0:11.53)	1:37.62 [9] (0:11.67)	1:25.95 [9] (0:12.30)	1:13.65 [8] (0:11.92)	1:01.73 [8] (0:12.44)	0:49.29 [9] (0:11.97)	0:37.32 [9] (0:11.96)	0:25.36 [11] (0:12.34)	0:13.02 [11] (0:13.02)
Average Speed [km/h]	48.4	62.1	61.7	58.6	60.5	58.0	60.4	60.3	58.4	55.4
Top Speed [km/h]	62.2	65.6	62.6	60.2	61.7	61.1	61.9	62.0	59.0	58.3
Avg. Dist. to Rail [m]	2.1	1.4	0.5	0.5	1.4	1.4	0.5	0.5	1.7	3.2
Avg. Stride Freq. [Hz]	2.1	2.3	2.2	2.1	2.2	2.1	2.2	2.2	2.1	2.1
Avg. Stride Length [m]	6.4	7.4	7.6	7.6	7.7	7.5	7.5	7.6	7.6	7.3



- [] Ranking at each section and finish
- .-.- No data available at this section
- NA No data available



Horse/Jockey Name	Savvy Legend
Final Rank	11
Fastest Section Time (Section)	0:11.37 (1800m)
Top Speed [km/h] (Section)	66.1 (1800m)
Race State	Finished

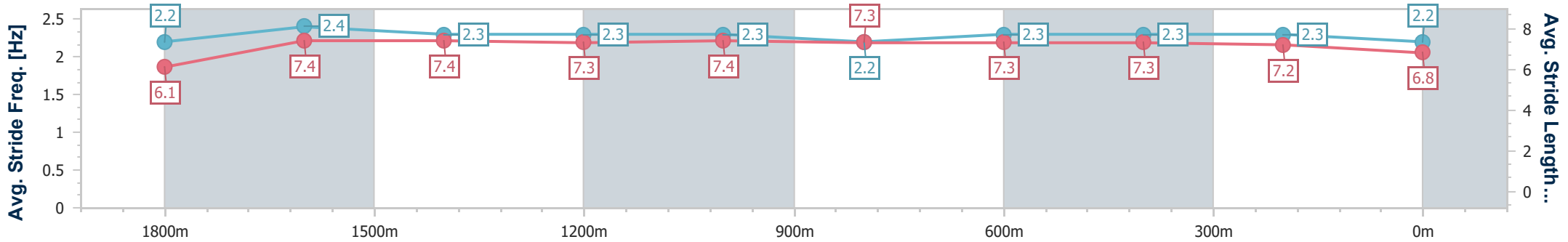
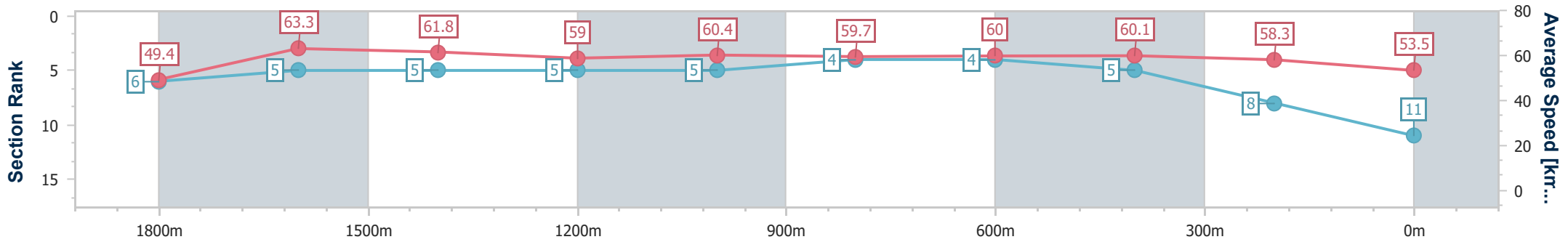


Doomben QLD Professional
Race 9: VALE WAYNE PURCHASE OPEN Handicap - 2000m
 02 December 2023 - 17:11
 Track Rating: Soft 6, Weather: Fine, Rail Position: +1m Entire



BRISBANE
RACING CLUB

Section	Overall	1800m	1600m	1400m	1200m	1000m	800m	600m	400m	200m
Section Times	2:04.00 [11] (0:14.57)	1:49.43 [6] (0:11.37)	1:38.06 [5] (0:11.67)	1:26.39 [5] (0:12.32)	1:14.07 [5] (0:11.93)	1:02.14 [5] (0:12.10)	0:50.04 [4] (0:12.14)	0:37.90 [4] (0:12.05)	0:25.85 [5] (0:12.35)	0:13.50 [8] (0:13.50)
Average Speed [km/h]	49.4	63.3	61.8	59.0	60.4	59.7	60.0	60.1	58.3	53.5
Top Speed [km/h]	65.2	66.1	63.3	60.3	61.3	62.7	61.2	60.9	59.8	56.3
Avg. Dist. to Rail [m]	5.6	0.4	0.5	1.3	2.2	2.5	2.3	1.2	2.1	2.3
Avg. Stride Freq. [Hz]	2.2	2.4	2.3	2.3	2.3	2.2	2.3	2.3	2.3	2.2
Avg. Stride Length [m]	6.1	7.4	7.4	7.3	7.4	7.3	7.3	7.3	7.2	6.8



- [] Ranking at each section and finish
- .-.- No data available at this section
- NA No data available



Horse/Jockey Name	Set Me Up
Final Rank	12
Fastest Section Time (Section)	0:11.72 (1600m)
Top Speed [km/h] (Section)	62.6 (600m)
Race State	Finished

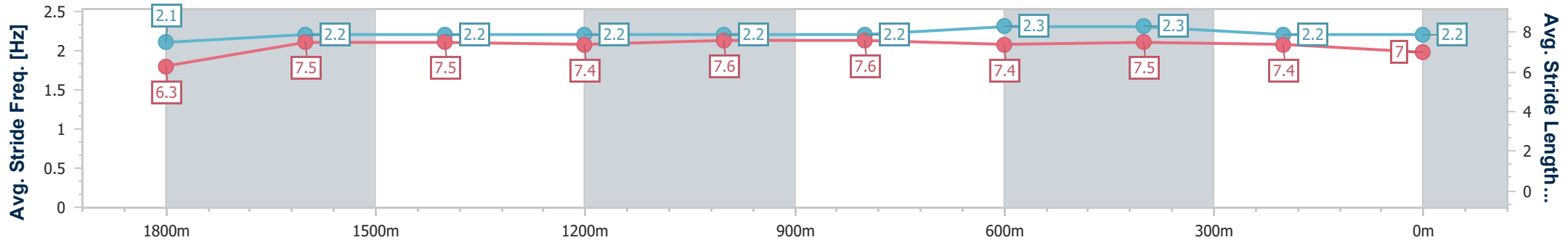
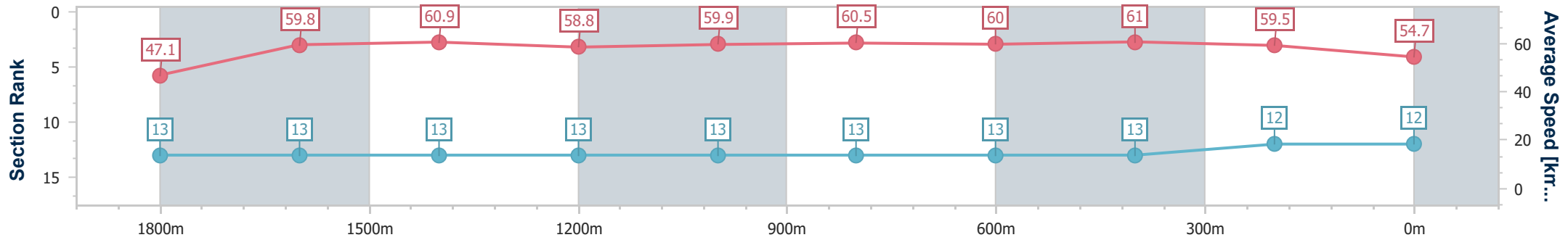


Doomben QLD Professional
Race 9: VALE WAYNE PURCHASE OPEN Handicap - 2000m
 02 December 2023 - 17:11
 Track Rating: Soft 6, Weather: Fine, Rail Position: +1m Entire



BRISBANE
RACING CLUB

Section	Overall	1800m	1600m	1400m	1200m	1000m	800m	600m	400m	200m
Section Times	2:04.24 [12] (0:15.29)	1:48.95 [13] (0:11.88)	1:37.07 [13] (0:11.72)	1:25.35 [13] (0:12.19)	1:13.16 [13] (0:12.06)	1:01.10 [13] (0:11.96)	0:49.14 [13] (0:12.03)	0:37.11 [13] (0:11.85)	0:25.26 [13] (0:12.10)	0:13.16 [12] (0:13.16)
Average Speed [km/h]	47.1	59.8	60.9	58.8	59.9	60.5	60.0	61.0	59.5	54.7
Top Speed [km/h]	61.0	60.7	62.2	61.6	62.1	62.1	62.0	62.6	60.0	58.0
Avg. Dist. to Rail [m]	4.2	2.7	1.7	0.5	1.2	1.7	0.9	0.6	1.1	2.7
Avg. Stride Freq. [Hz]	2.1	2.2	2.2	2.2	2.2	2.2	2.3	2.3	2.2	2.2
Avg. Stride Length [m]	6.3	7.5	7.5	7.4	7.6	7.6	7.4	7.5	7.4	7.0



- [] Ranking at each section and finish
- .-.- No data available at this section
- NA No data available



Horse/Jockey Name	Head Of State
Final Rank	13
Fastest Section Time (Section)	0:11.39 (1800m)
Top Speed [km/h] (Section)	65.5 (Overall)
Race State	Finished

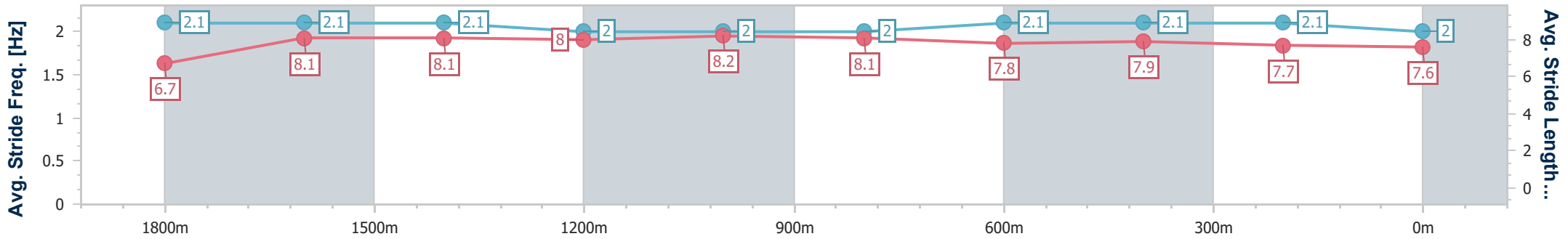
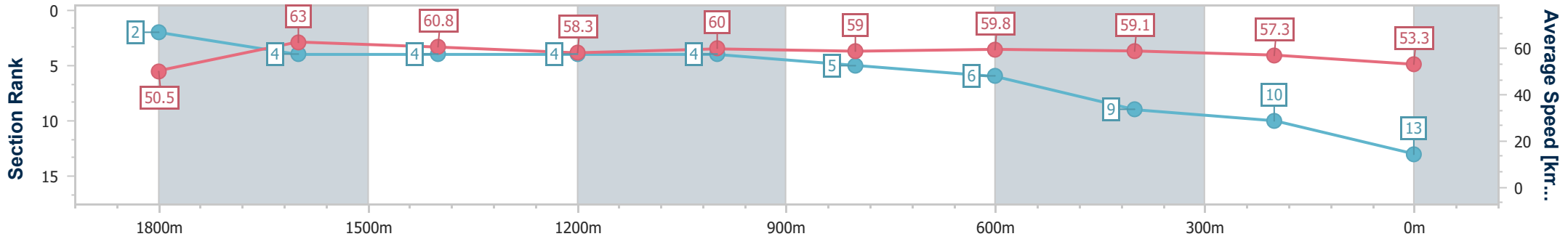


Doomben QLD Professional
Race 9: VALE WAYNE PURCHASE OPEN Handicap - 2000m
 02 December 2023 - 17:11
 Track Rating: Soft 6, Weather: Fine, Rail Position: +1m Entire



BRISBANE
RACING CLUB

Section	Overall	1800m	1600m	1400m	1200m	1000m	800m	600m	400m	200m
Section Times	2:04.53 [13] (0:14.33)	1:50.20 [2] (0:11.39)	1:38.81 [4] (0:11.79)	1:27.02 [4] (0:12.31)	1:14.71 [4] (0:12.03)	1:02.68 [4] (0:12.27)	0:50.41 [5] (0:12.13)	0:38.28 [6] (0:12.18)	0:26.10 [9] (0:12.55)	0:13.55 [10] (0:13.55)
Average Speed [km/h]	50.5	63.0	60.8	58.3	60.0	59.0	59.8	59.1	57.3	53.3
Top Speed [km/h]	65.5	64.3	62.6	58.9	61.1	60.7	60.9	61.3	58.1	55.9
Avg. Dist. to Rail [m]	4.3	0.9	0.7	0.4	1.6	1.9	1.1	0.7	0.5	0.8
Avg. Stride Freq. [Hz]	2.1	2.1	2.1	2.0	2.0	2.0	2.1	2.1	2.1	2.0
Avg. Stride Length [m]	6.7	8.1	8.1	8.0	8.2	8.1	7.8	7.9	7.7	7.6



- [] Ranking at each section and finish
- .-.- No data available at this section
- NA No data available