



Doomben QLD Professional

Race 10: AQWA CONSTRUCTIONS Class 6 Plate - 1350m

02 December 2023 - 17:41



BRISBANE
RACING CLUB

Track Rating: Soft 6, Weather: Fine, Rail Position: +1m Entire

Section											Last 600m		
Field Times											0:35.67		
	Overall	1200m	1000m	800m	600m	400m							
	1:19.41 (0:10.96)	1:08.45 (0:10.36)	0:58.09 (0:10.92)	0:47.17 (0:11.50)	0:35.67 (0:11.60)	0:24.07 (0:11.43)							
Rank	TAB	Horse/Jockey	Barrier	Top Speed [km/h]	Fastest Section							Distance Travelled [m]	
1	13	THE FACE Ben Thompson	13	70.4 1200m	0:10.36 1200m	1:19.41 [1] (0:10.96)	1:08.45 [1] (0:10.36)	0:58.09 [1] (0:10.92)	0:47.17 [1] (0:11.50)	0:35.67 [1] (0:11.60)	0:24.07 [1] (0:11.43)	0:35.67	
2	10	DRIVE A DEEL Martin Harley	16	67.4 1200m	0:10.88 1200m	1:19.85 [2] (0:11.52)	1:08.33 [11] (0:10.88)	0:57.45 [11] (0:11.20)	0:46.25 [11] (0:11.44)	0:34.81 [11] (0:11.56)	0:23.25 [11] (0:11.33)	0:34.81	-3
3	12	STARZAM Cejay Graham	1	68.6 1200m	0:10.65 1200m	1:19.95 [3] (0:11.42)	1:08.53 [9] (0:10.65)	0:57.88 [9] (0:11.05)	0:46.83 [9] (0:11.51)	0:35.32 [8] (0:11.60)	0:23.72 [8] (0:11.63)	0:35.32	-1
4	6	LIGHT OF BOOM Elione Chaves	5	68.7 1200m	0:10.76 1200m	1:19.97 [4] (0:11.34)	1:08.63 [8] (0:10.76)	0:57.87 [10] (0:11.13)	0:46.74 [10] (0:11.59)	0:35.15 [10] (0:11.71)	0:23.44 [10] (0:11.34)	0:35.15	+4
5	1	AUSSIE NUGGET Ryan Maloney	8	67.5 Overall	0:10.93 1200m	1:20.20 [5] (0:11.57)	1:08.63 [12] (0:10.93)	0:57.70 [12] (0:11.11)	0:46.59 [12] (0:11.51)	0:35.08 [12] (0:11.62)	0:23.46 [12] (0:11.48)	0:35.08	+2
6	15	CHAYSE 'N' ARTIE Sean Cormack	12	67.0 1200m	0:10.95 1200m	1:20.24 [6] (0:11.64)	1:08.60 [13] (0:10.95)	0:57.65 [13] (0:11.12)	0:46.53 [13] (0:11.56)	0:34.97 [13] (0:11.60)	0:23.37 [13] (0:11.46)	0:34.97	+2
7	9	THE DROVER Damien Thornton	6	71.5 1200m	0:10.32 1200m	1:20.63 [7] (0:11.10)	1:09.53 [5] (0:10.32)	0:59.21 [2] (0:10.99)	0:48.22 [2] (0:11.51)	0:36.71 [2] (0:11.70)	0:25.01 [2] (0:12.00)	0:36.71	+2
8	4	ALBURQ Boris Thornton	7	68.8 1200m	0:10.61 1200m	1:20.65 [8] (0:11.26)	1:09.39 [7] (0:10.61)	0:58.78 [8] (0:11.17)	0:47.61 [8] (0:11.73)	0:35.88 [9] (0:11.63)	0:24.25 [9] (0:11.54)	0:35.88	+3
9	11	BOODUA ROMANCE Michael Murphy	9	68.8 1200m	0:10.61 1200m	1:20.71 [9] (0:11.08)	1:09.63 [3] (0:10.61)	0:59.02 [5] (0:11.08)	0:47.94 [6] (0:11.60)	0:36.34 [6] (0:11.63)	0:24.71 [6] (0:11.89)	0:36.34	+5
10	5	KIPLING'S JOURNEY Adin Thompson	10	68.7 1000m	0:10.64 1200m	1:20.90 [10] (0:11.09)	1:09.81 [4] (0:10.64)	0:59.17 [6] (0:10.95)	0:48.22 [5] (0:11.51)	0:36.71 [5] (0:11.64)	0:25.07 [4] (0:12.03)	0:36.71	+4

Scratched: Mass Destruction (#7), Wowit's Willywonka (#16), National Choice (#8)

[] Ranking at each section and finish
 -:-:- No data available at this section
 NA No data available

SCN Saddle cloth number
 DNF Did not finish
 DNT Did not track



Doomben QLD Professional

Race 10: AQWA CONSTRUCTIONS Class 6 Plate - 1350m

02 December 2023 - 17:41



BRISBANE
RACING CLUB

Track Rating: Soft 6, Weather: Fine, Rail Position: +1m Entire

Section	Overall	1200m	1000m	800m	600m	400m	Last 600m
Field Times	1:19.41 (0:10.96)	1:08.45 (0:10.36)	0:58.09 (0:10.92)	0:47.17 (0:11.50)	0:35.67 (0:11.60)	0:24.07 (0:11.43)	0:35.67

Rank	TAB	Horse/Jockey	Barrier	Top Speed [km/h]	Fastest Section	Overall	1200m	1000m	800m	600m	400m	Last 600m	Distance Travelled [m]
11	2	COCOBREW EXPRESS Dale Smith	4	71.0 1200m	0:10.37 1200m	1:20.97 [11] (0:11.19)	1:09.78 [6] (0:10.37)	0:59.41 [4] (0:11.08)	0:48.33 [4] (0:11.46)	0:36.87 [4] (0:11.74)	0:25.13 [5] (0:12.01)	0:36.87	-1
12	3	MANHOOD Bailey Wheeler	3	69.7 1200m	0:10.46 1200m	1:21.20 [12] (0:11.01)	1:10.19 [2] (0:10.46)	0:59.73 [3] (0:11.06)	0:48.67 [3] (0:11.44)	0:37.23 [3] (0:11.68)	0:25.55 [3] (0:11.80)	0:37.23	+1
13	14	TOO HARD TO REFUSE Kirk Matheson	2	69.1 1200m	0:10.33 1200m	1:21.49 [13] (0:11.52)	1:09.97 [10] (0:10.33)	0:59.64 [7] (0:11.09)	0:48.55 [7] (0:11.54)	0:37.01 [7] (0:11.63)	0:25.38 [7] (0:11.91)	0:37.01	-2

Scratched: Mass Destruction (#7), Wowit's Willywonka (#16), National Choice (#8)



Doomben QLD Professional

Race 10: AQWA CONSTRUCTIONS Class 6 Plate - 1350m

02 December 2023 - 17:41



BRISBANE
RACING CLUB

Track Rating: Soft 6, Weather: Fine, Rail Position: +1m Entire

Section							200m			Last 600m
Field Times							0:12.64			0:35.67
							(0:12.64)			
Rank	TAB	Horse/Jockey	Barrier	Top Speed [km/h]	Fastest Section	Margin			Distance Travelled [m]	
1	13	THE FACE Ben Thompson	13	70.4 1200m	0:10.36 1200m	0:12.64 [1] (0:12.64)	1:19.41		0:35.67	
2	10	DRIVE A DEEL Martin Harley	16	67.4 1200m	0:10.88 1200m	0:11.92 [9] (0:11.92)	2.56L		0:34.81 -3	
3	12	STARZAM Cejay Graham	1	68.6 1200m	0:10.65 1200m	0:12.09 [6] (0:12.09)	3.16L		0:35.32 -1	
4	6	LIGHT OF BOOM Elione Chaves	5	68.7 1200m	0:10.76 1200m	0:12.10 [7] (0:12.10)	3.26L		0:35.15 +4	
5	1	AUSSIE NUGGET Ryan Maloney	8	67.5 Overall	0:10.93 1200m	0:11.98 [12] (0:11.98)	4.66L		0:35.08 +2	
6	15	CHAYSE 'N' ARTIE Sean Cormack	12	67.0 1200m	0:10.95 1200m	0:11.91 [13] (0:11.91)	4.89L		0:34.97 +2	
7	9	THE DROVER Damien Thornton	6	71.5 1200m	0:10.32 1200m	0:13.01 [3] (0:13.01)	7.16L		0:36.71 +2	
8	4	ALBURQ Boris Thornton	7	68.8 1200m	0:10.61 1200m	0:12.71 [10] (0:12.71)	7.28L		0:35.88 +3	
9	11	BOODUA ROMANCE Michael Murphy	9	68.8 1200m	0:10.61 1200m	0:12.82 [8] (0:12.82)	7.66L		0:36.34 +5	
10	5	KIPLING'S JOURNEY Adin Thompson	10	68.7 1000m	0:10.64 1200m	0:13.04 [5] (0:13.04)	8.78L		0:36.71 +4	

Scratched: Mass Destruction (#7), Wowit's Willywonka (#16), National Choice (#8)

Report Created: Sat 2 December 2023 17:59 GMT+ (Note: Timing is based on position data)

Page 3/17

[] Ranking at each section and finish
 -:-:- No data available at this section
 NA No data available

SCN Saddle cloth number
 DNF Did not finish
 DNT Did not track

data processed by  **TRIPLES DATA**



Doomben QLD Professional

Race 10: AQWA CONSTRUCTIONS Class 6 Plate - 1350m

02 December 2023 - 17:41



BRISBANE
RACING CLUB

Track Rating: Soft 6, Weather: Fine, Rail Position: +1m Entire

Section				200m				Last 600m	
Field Times				0:12.64 (0:12.64)				0:35.67	
Rank	TAB	Horse/Jockey	Barrier	Top Speed [km/h]	Fastest Section	Margin			Distance Travelled [m]
11	2	COCOBREW EXPRESS Dale Smith	4	71.0 1200m	0:10.37 1200m	0:13.12 [4] (0:13.12)	9.15L		0:36.87 -1
12	3	MANHOOD Bailey Wheeler	3	69.7 1200m	0:10.46 1200m	0:13.75 [2] (0:13.75)	10.53L		0:37.23 +1
13	14	TOO HARD TO REFUSE Kirk Matheson	2	69.1 1200m	0:10.33 1200m	0:13.47 [11] (0:13.47)	12.21L		0:37.01 -2

Scratched: Mass Destruction (#7), Wowit's Willywonka (#16), National Choice (#8)



Horse/Jockey Name	The Face
Final Rank	1
Fastest Section Time (Section)	0:10.36 (1200m)
Top Speed [km/h] (Section)	70.4 (1200m)
Race State	Finished

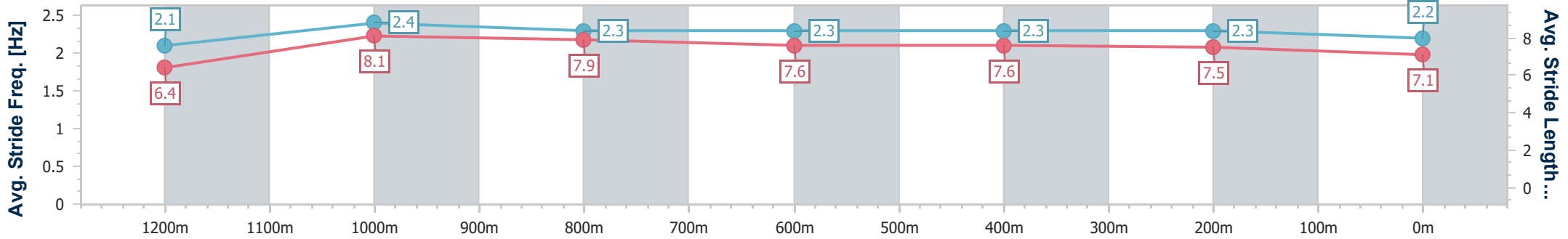
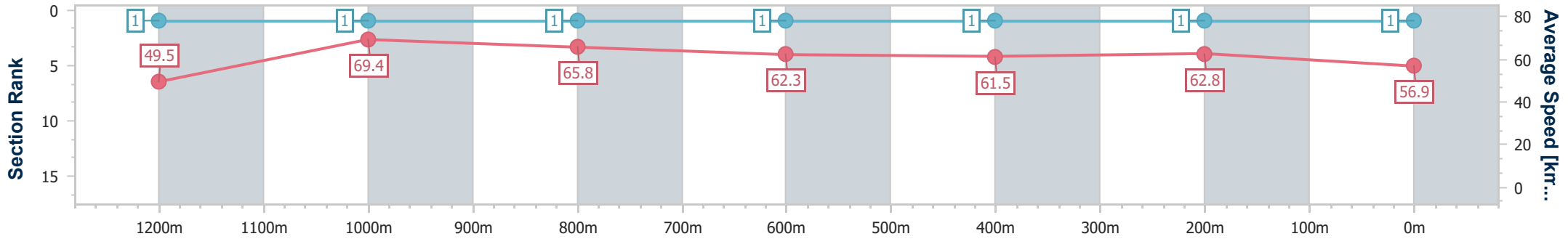


Doomben QLD Professional
Race 10: AQWA CONSTRUCTIONS Class 6 Plate - 1350m
02 December 2023 - 17:41
Track Rating: Soft 6, Weather: Fine, Rail Position: +1m Entire



BRISBANE
RACING CLUB

Section	Overall	1200m	1000m	800m	600m	400m	200m
Section Times	1:19.41 [1] (0:10.96)	1:08.45 [1] (0:10.36)	0:58.09 [1] (0:10.92)	0:47.17 [1] (0:11.50)	0:35.67 [1] (0:11.60)	0:24.07 [1] (0:11.43)	0:12.64 [1] (0:12.64)
Average Speed [km/h]	49.5	69.4	65.8	62.3	61.5	62.8	56.9
Top Speed [km/h]	67.6	70.4	69.0	63.5	62.9	63.6	60.9
Avg. Dist. to Rail [m]	11.3	5.9	2.7	1.2	1.6	1.5	0.6
Avg. Stride Freq. [Hz]	2.1	2.4	2.3	2.3	2.3	2.3	2.2
Avg. Stride Length [m]	6.4	8.1	7.9	7.6	7.6	7.5	7.1



- [] Ranking at each section and finish
- .-.- No data available at this section
- NA No data available



Horse/Jockey Name	Drive A Deel
Final Rank	2
Fastest Section Time (Section)	0:10.88 (1200m)
Top Speed [km/h] (Section)	67.4 (1200m)
Race State	Finished

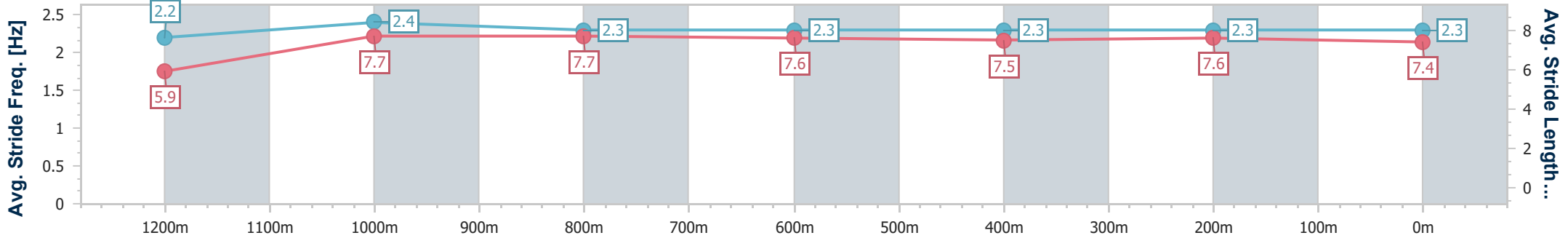
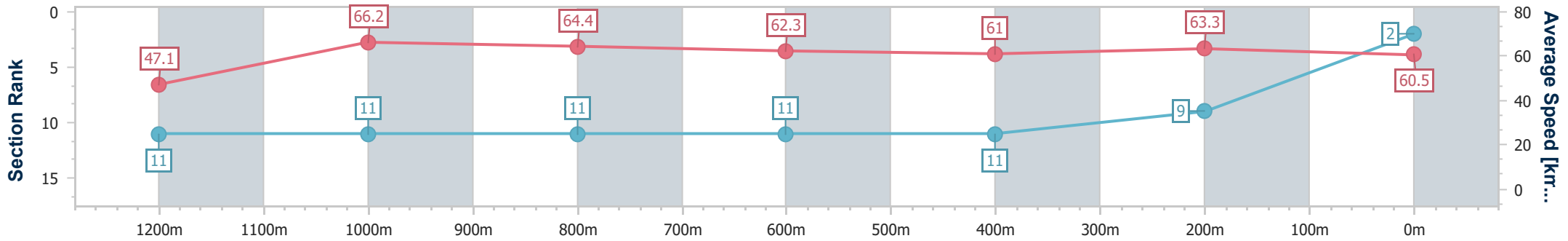


Doomben QLD Professional
Race 10: AQWA CONSTRUCTIONS Class 6 Plate - 1350m
02 December 2023 - 17:41
Track Rating: Soft 6, Weather: Fine, Rail Position: +1m Entire



BRISBANE
RACING CLUB

Section	Overall	1200m	1000m	800m	600m	400m	200m
Section Times	1:19.85 [2] (0:11.52)	1:08.33 [11] (0:10.88)	0:57.45 [11] (0:11.20)	0:46.25 [11] (0:11.44)	0:34.81 [11] (0:11.56)	0:23.25 [11] (0:11.33)	0:11.92 [9]
Average Speed [km/h]	47.1	66.2	64.4	62.3	61.0	63.3	60.5
Top Speed [km/h]	66.3	67.4	66.3	63.8	62.5	64.5	63.3
Avg. Dist. to Rail [m]	11.4	2.1	1.3	2.3	3.1	1.6	0.4
Avg. Stride Freq. [Hz]	2.2	2.4	2.3	2.3	2.3	2.3	2.3
Avg. Stride Length [m]	5.9	7.7	7.7	7.6	7.5	7.6	7.4



- [] Ranking at each section and finish
- .-.- No data available at this section
- NA No data available



Horse/Jockey Name	Starzam
Final Rank	3
Fastest Section Time (Section)	0:10.65 (1200m)
Top Speed [km/h] (Section)	68.6 (1200m)
Race State	Finished

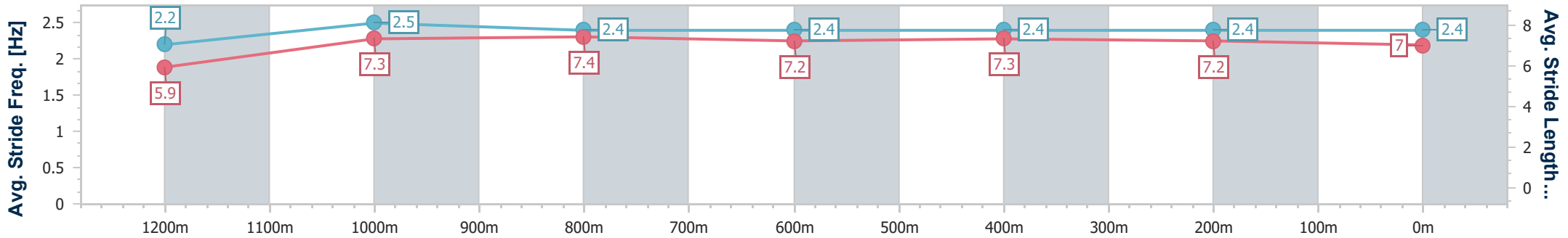
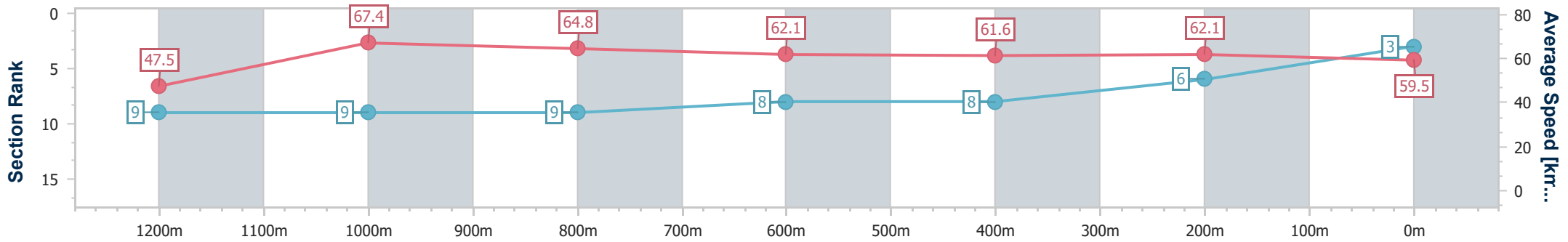


Doomben QLD Professional
Race 10: AQWA CONSTRUCTIONS Class 6 Plate - 1350m
02 December 2023 - 17:41
Track Rating: Soft 6, Weather: Fine, Rail Position: +1m Entire



BRISBANE
RACING CLUB

Section	Overall	1200m	1000m	800m	600m	400m	200m
Section Times	1:19.95 [3] (0:11.42)	1:08.53 [9] (0:10.65)	0:57.88 [9] (0:11.05)	0:46.83 [9] (0:11.51)	0:35.32 [8] (0:11.60)	0:23.72 [8] (0:11.63)	0:12.09 [6] (0:12.09)
Average Speed [km/h]	47.5	67.4	64.8	62.1	61.6	62.1	59.5
Top Speed [km/h]	65.8	68.6	66.8	62.6	63.2	64.1	63.2
Avg. Dist. to Rail [m]	2.2	0.6	1.5	1.7	1.3	1.5	2.4
Avg. Stride Freq. [Hz]	2.2	2.5	2.4	2.4	2.4	2.4	2.4
Avg. Stride Length [m]	5.9	7.3	7.4	7.2	7.3	7.2	7.0



- [] Ranking at each section and finish
- .-.- No data available at this section
- NA No data available



Horse/Jockey Name	Light Of Boom
Final Rank	4
Fastest Section Time (Section)	0:10.76 (1200m)
Top Speed [km/h] (Section)	68.7 (1200m)
Race State	Finished

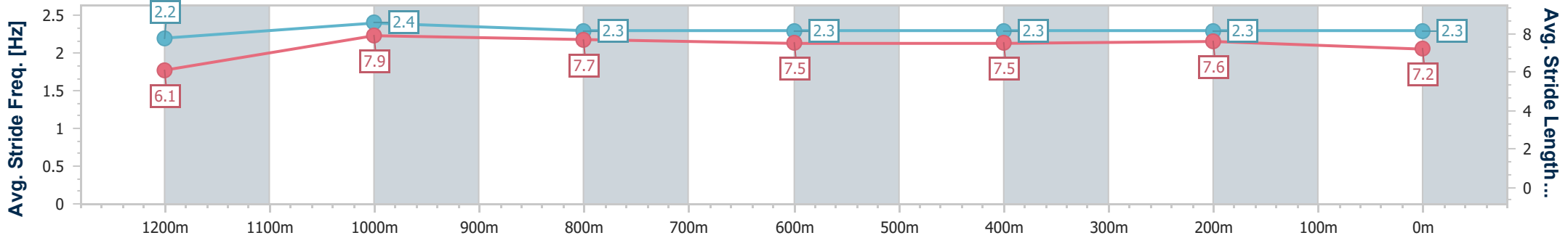
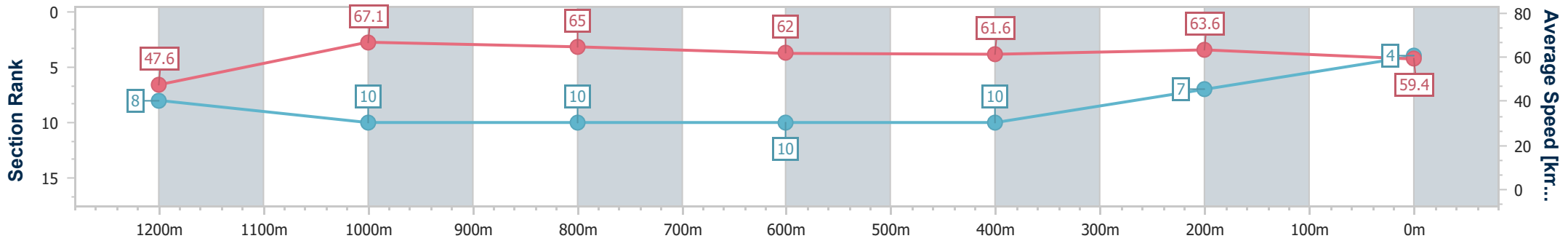


Doomben QLD Professional
Race 10: AQWA CONSTRUCTIONS Class 6 Plate - 1350m
02 December 2023 - 17:41
Track Rating: Soft 6, Weather: Fine, Rail Position: +1m Entire



BRISBANE
RACING CLUB

Section	Overall	1200m	1000m	800m	600m	400m	200m
Section Times	1:19.97 [4] (0:11.34)	1:08.63 [8] (0:10.76)	0:57.87 [10] (0:11.13)	0:46.74 [10] (0:11.59)	0:35.15 [10] (0:11.71)	0:23.44 [10] (0:11.34)	0:12.10 [7] (0:12.10)
Average Speed [km/h]	47.6	67.1	65.0	62.0	61.6	63.6	59.4
Top Speed [km/h]	64.6	68.7	65.6	63.6	62.1	64.7	62.9
Avg. Dist. to Rail [m]	6.1	3.0	1.7	0.4	0.3	3.5	6.7
Avg. Stride Freq. [Hz]	2.2	2.4	2.3	2.3	2.3	2.3	2.3
Avg. Stride Length [m]	6.1	7.9	7.7	7.5	7.5	7.6	7.2



- [] Ranking at each section and finish
- .-.- No data available at this section
- NA No data available



Horse/Jockey Name	Aussie Nugget
Final Rank	5
Fastest Section Time (Section)	0:10.93 (1200m)
Top Speed [km/h] (Section)	67.5 (Overall)
Race State	Finished

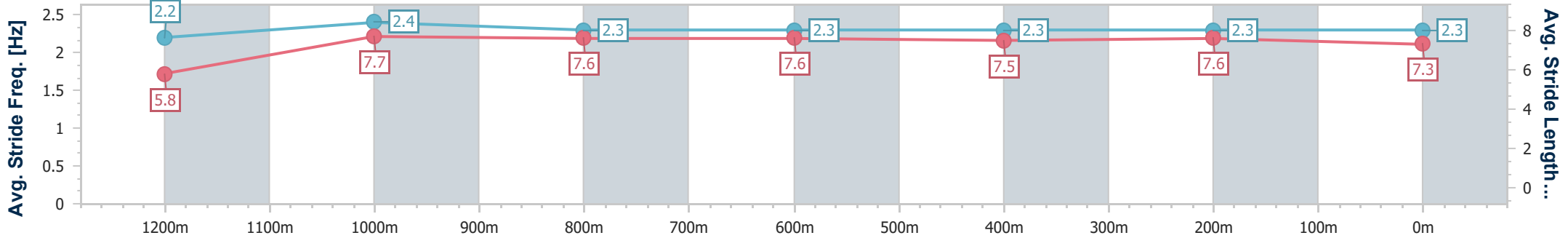
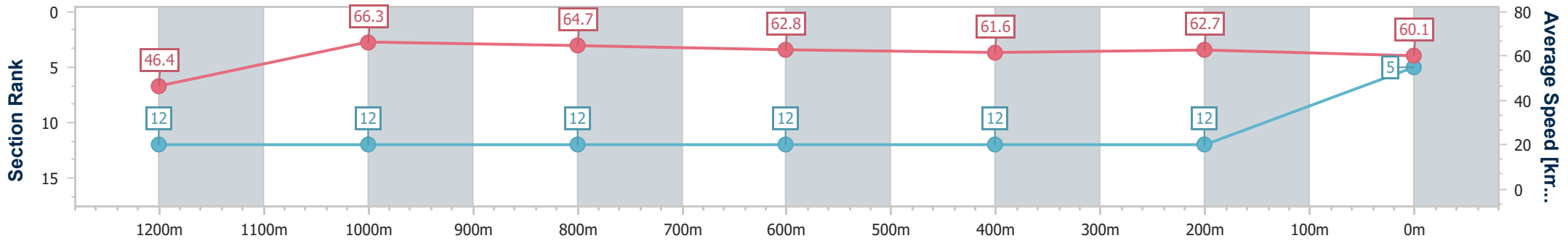


Doomben QLD Professional
Race 10: AQWA CONSTRUCTIONS Class 6 Plate - 1350m
02 December 2023 - 17:41
Track Rating: Soft 6, Weather: Fine, Rail Position: +1m Entire



BRISBANE
RACING CLUB

Section	Overall	1200m	1000m	800m	600m	400m	200m
Section Times	1:20.20 [5] (0:11.57)	1:08.63 [12] (0:10.93)	0:57.70 [12] (0:11.11)	0:46.59 [12] (0:11.51)	0:35.08 [12] (0:11.62)	0:23.46 [12] (0:11.48)	0:11.98 [12] (0:11.98)
Average Speed [km/h]	46.4	66.3	64.7	62.8	61.6	62.7	60.1
Top Speed [km/h]	67.5	67.5	66.2	63.8	62.8	63.6	62.2
Avg. Dist. to Rail [m]	6.2	0.3	0.4	0.2	0.5	0.9	0.2
Avg. Stride Freq. [Hz]	2.2	2.4	2.3	2.3	2.3	2.3	2.3
Avg. Stride Length [m]	5.8	7.7	7.6	7.6	7.5	7.6	7.3



- [] Ranking at each section and finish
- .-.- No data available at this section
- NA No data available



Horse/Jockey Name	Chayse 'N' Artie
Final Rank	6
Fastest Section Time (Section)	0:10.95 (1200m)
Top Speed [km/h] (Section)	67.0 (1200m)
Race State	Finished

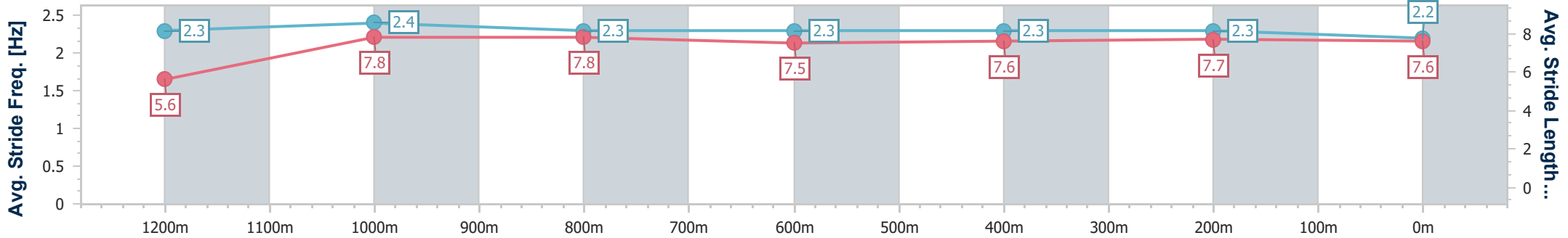
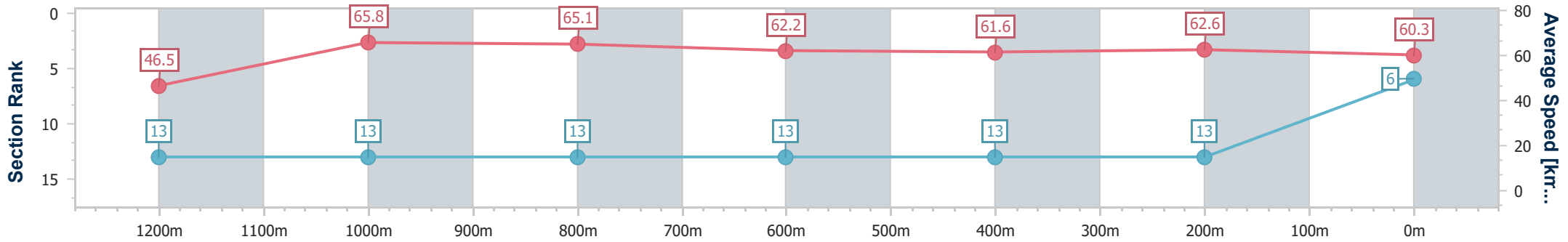


Doomben QLD Professional
Race 10: AQWA CONSTRUCTIONS Class 6 Plate - 1350m
02 December 2023 - 17:41
Track Rating: Soft 6, Weather: Fine, Rail Position: +1m Entire



BRISBANE
RACING CLUB

Section	Overall	1200m	1000m	800m	600m	400m	200m
Section Times	1:20.24 [6] (0:11.64)	1:08.60 [13] (0:10.95)	0:57.65 [13] (0:11.12)	0:46.53 [13] (0:11.56)	0:34.97 [13] (0:11.60)	0:23.37 [13] (0:11.46)	0:11.91 [13] (0:11.91)
Average Speed [km/h]	46.5	65.8	65.1	62.2	61.6	62.6	60.3
Top Speed [km/h]	63.7	67.0	66.7	63.8	62.1	63.9	63.5
Avg. Dist. to Rail [m]	8.3	1.7	1.3	0.4	1.2	0.6	0.4
Avg. Stride Freq. [Hz]	2.3	2.4	2.3	2.3	2.3	2.3	2.2
Avg. Stride Length [m]	5.6	7.8	7.8	7.5	7.6	7.7	7.6



- [] Ranking at each section and finish
- .-.- No data available at this section
- NA No data available



Horse/Jockey Name	The Drover
Final Rank	7
Fastest Section Time (Section)	0:10.32 (1200m)
Top Speed [km/h] (Section)	71.5 (1200m)
Race State	Finished

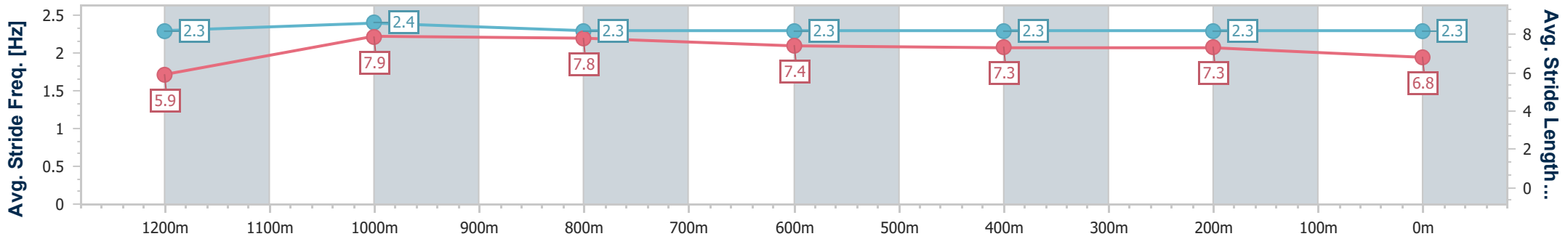
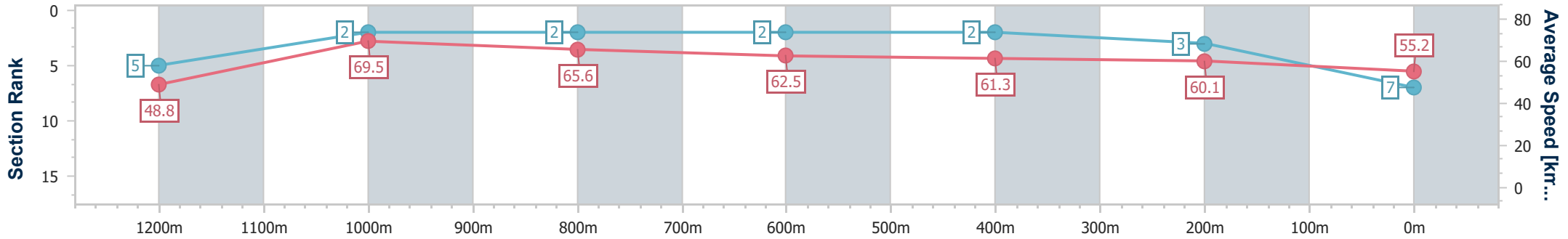


Doomben QLD Professional
Race 10: AQWA CONSTRUCTIONS Class 6 Plate - 1350m
02 December 2023 - 17:41
Track Rating: Soft 6, Weather: Fine, Rail Position: +1m Entire



BRISBANE
RACING CLUB

Section	Overall	1200m	1000m	800m	600m	400m	200m
Section Times	1:20.63 [7] (0:11.10)	1:09.53 [5] (0:10.32)	0:59.21 [2] (0:10.99)	0:48.22 [2] (0:11.51)	0:36.71 [2] (0:11.70)	0:25.01 [2] (0:12.00)	0:13.01 [3] (0:13.01)
Average Speed [km/h]	48.8	69.5	65.6	62.5	61.3	60.1	55.2
Top Speed [km/h]	68.4	71.5	68.3	64.9	63.0	61.1	58.5
Avg. Dist. to Rail [m]	6.8	3.7	1.8	0.2	0.7	1.2	1.9
Avg. Stride Freq. [Hz]	2.3	2.4	2.3	2.3	2.3	2.3	2.3
Avg. Stride Length [m]	5.9	7.9	7.8	7.4	7.3	7.3	6.8



- [] Ranking at each section and finish
- .-.- No data available at this section
- NA No data available



Horse/Jockey Name	Alburq
Final Rank	8
Fastest Section Time (Section)	0:10.61 (1200m)
Top Speed [km/h] (Section)	68.8 (1200m)
Race State	Finished

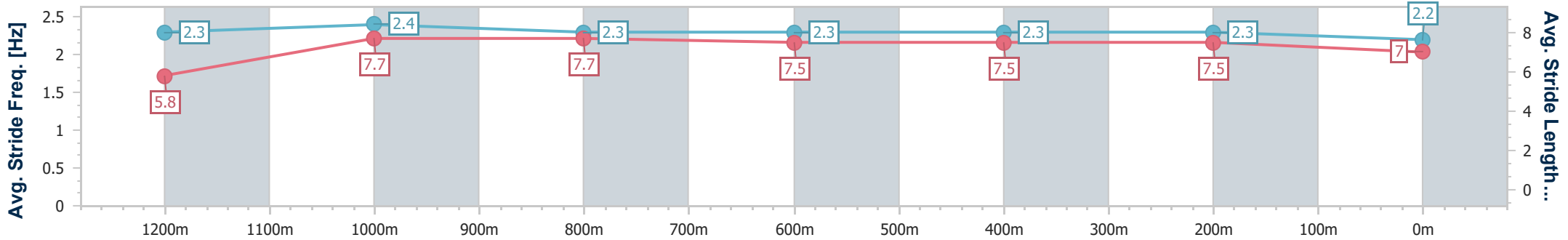
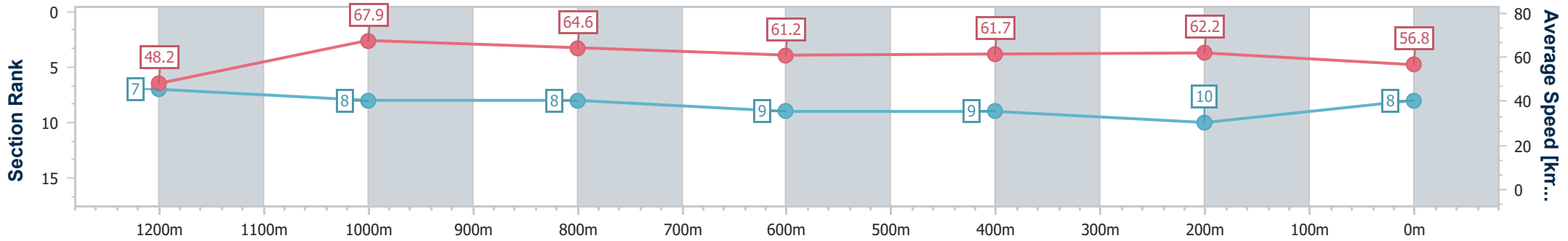


Doomben QLD Professional
Race 10: AQWA CONSTRUCTIONS Class 6 Plate - 1350m
02 December 2023 - 17:41
Track Rating: Soft 6, Weather: Fine, Rail Position: +1m Entire



BRISBANE
RACING CLUB

Section	Overall	1200m	1000m	800m	600m	400m	200m
Section Times	1:20.65 [8] (0:11.26)	1:09.39 [7] (0:10.61)	0:58.78 [8] (0:11.17)	0:47.61 [8] (0:11.73)	0:35.88 [9] (0:11.63)	0:24.25 [9] (0:11.54)	0:12.71 [10] (0:12.71)
Average Speed [km/h]	48.2	67.9	64.6	61.2	61.7	62.2	56.8
Top Speed [km/h]	66.4	68.8	66.9	63.4	63.0	64.0	62.1
Avg. Dist. to Rail [m]	7.9	2.6	1.6	0.4	0.9	3.1	6.2
Avg. Stride Freq. [Hz]	2.3	2.4	2.3	2.3	2.3	2.3	2.2
Avg. Stride Length [m]	5.8	7.7	7.7	7.5	7.5	7.5	7.0



- [] Ranking at each section and finish
- .-.- No data available at this section
- NA No data available



Horse/Jockey Name	Boodua Romance
Final Rank	9
Fastest Section Time (Section)	0:10.61 (1200m)
Top Speed [km/h] (Section)	68.8 (1200m)
Race State	Finished

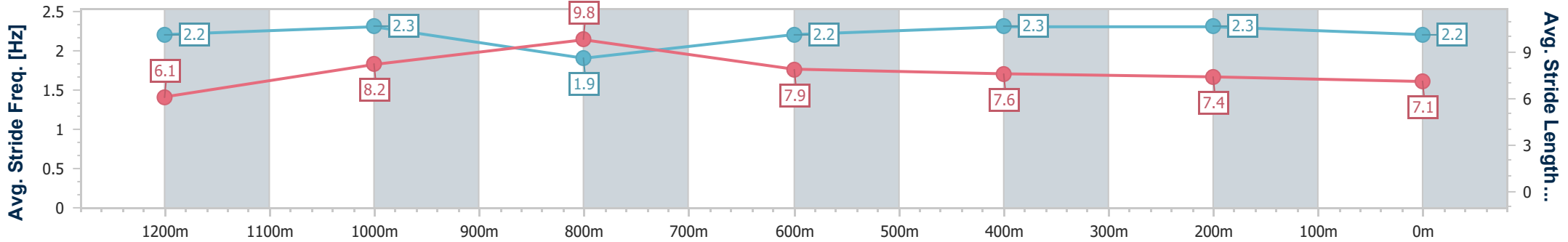
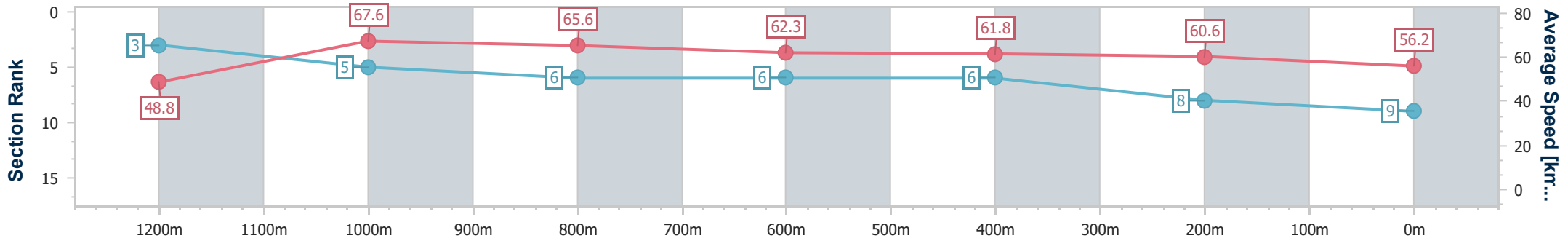


Doomben QLD Professional
Race 10: AQWA CONSTRUCTIONS Class 6 Plate - 1350m
02 December 2023 - 17:41
Track Rating: Soft 6, Weather: Fine, Rail Position: +1m Entire



BRISBANE
RACING CLUB

Section	Overall	1200m	1000m	800m	600m	400m	200m
Section Times	1:20.71 [9] (0:11.08)	1:09.63 [3] (0:10.61)	0:59.02 [5] (0:11.08)	0:47.94 [6] (0:11.60)	0:36.34 [6] (0:11.63)	0:24.71 [6] (0:11.89)	0:12.82 [8] (0:12.82)
Average Speed [km/h]	48.8	67.6	65.6	62.3	61.8	60.6	56.2
Top Speed [km/h]	66.6	68.8	67.9	62.7	62.9	61.5	59.0
Avg. Dist. to Rail [m]	8.8	4.2	3.5	0.9	0.5	2.2	4.0
Avg. Stride Freq. [Hz]	2.2	2.3	1.9	2.2	2.3	2.3	2.2
Avg. Stride Length [m]	6.1	8.2	9.8	7.9	7.6	7.4	7.1



- [] Ranking at each section and finish
- .-.- No data available at this section
- NA No data available



Horse/Jockey Name	Kipling's Journey
Final Rank	10
Fastest Section Time (Section)	0:10.64 (1200m)
Top Speed [km/h] (Section)	68.7 (1000m)
Race State	Finished

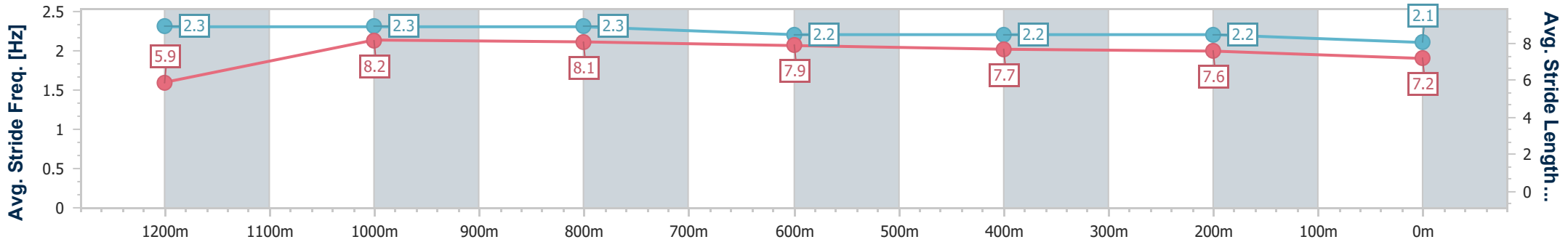
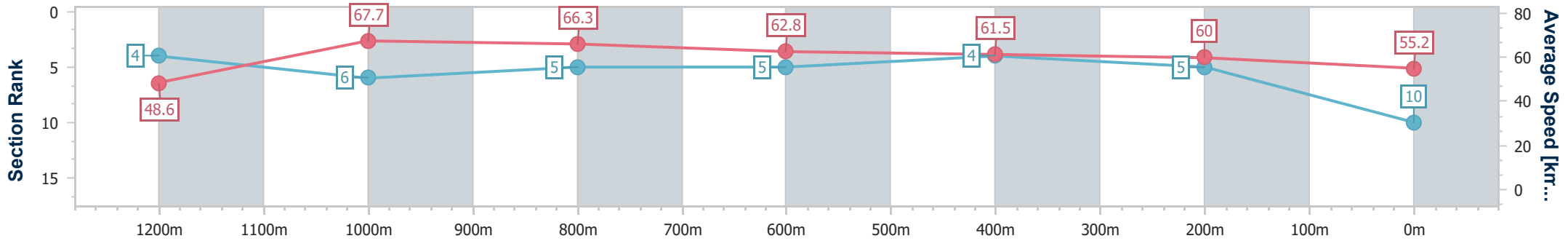


Doomben QLD Professional
Race 10: AQWA CONSTRUCTIONS Class 6 Plate - 1350m
02 December 2023 - 17:41
Track Rating: Soft 6, Weather: Fine, Rail Position: +1m Entire



BRISBANE
RACING CLUB

Section	Overall	1200m	1000m	800m	600m	400m	200m
Section Times	1:20.90 [10] (0:11.09)	1:09.81 [4] (0:10.64)	0:59.17 [6] (0:10.95)	0:48.22 [5] (0:11.51)	0:36.71 [5] (0:11.64)	0:25.07 [4] (0:12.03)	0:13.04 [5] (0:13.04)
Average Speed [km/h]	48.6	67.7	66.3	62.8	61.5	60.0	55.2
Top Speed [km/h]	66.5	68.4	68.7	63.5	62.5	60.6	58.3
Avg. Dist. to Rail [m]	9.8	5.7	3.8	0.6	0.7	1.5	3.9
Avg. Stride Freq. [Hz]	2.3	2.3	2.3	2.2	2.2	2.2	2.1
Avg. Stride Length [m]	5.9	8.2	8.1	7.9	7.7	7.6	7.2



- [] Ranking at each section and finish
- .-.- No data available at this section
- NA No data available



Horse/Jockey Name	Cocobrew Express
Final Rank	11
Fastest Section Time (Section)	0:10.37 (1200m)
Top Speed [km/h] (Section)	71.0 (1200m)
Race State	Finished

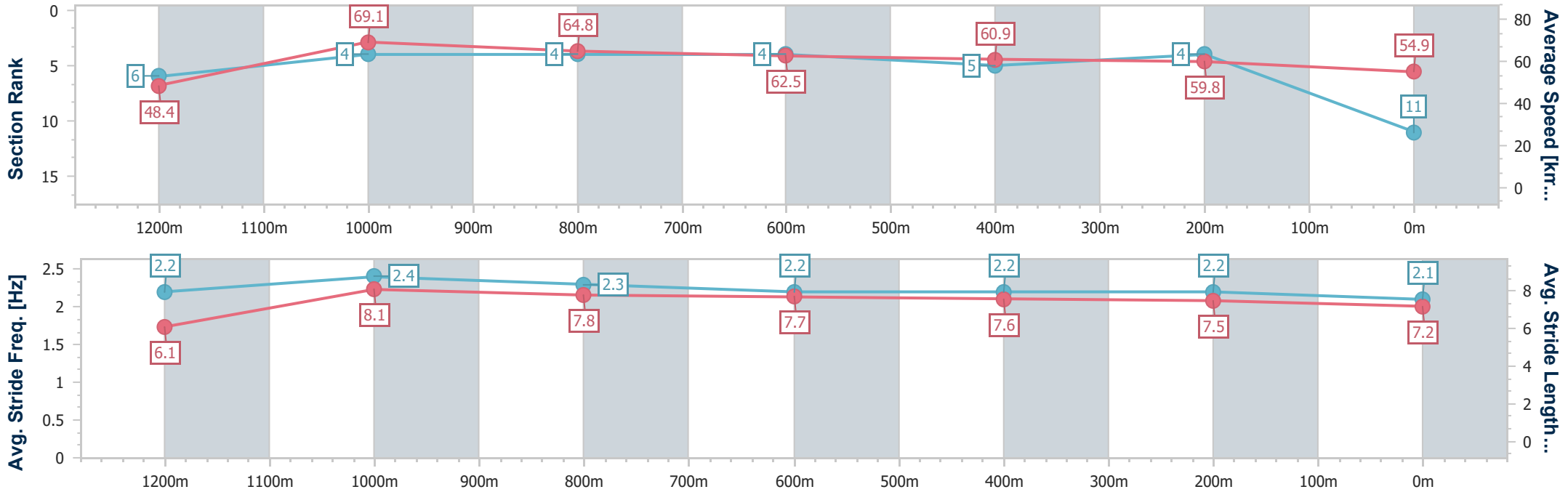


Doomben QLD Professional
Race 10: AQWA CONSTRUCTIONS Class 6 Plate - 1350m
02 December 2023 - 17:41
Track Rating: Soft 6, Weather: Fine, Rail Position: +1m Entire



BRISBANE
RACING CLUB

Section	Overall	1200m	1000m	800m	600m	400m	200m
Section Times	1:20.97 [11] (0:11.19)	1:09.78 [6] (0:10.37)	0:59.41 [4] (0:11.08)	0:48.33 [4] (0:11.46)	0:36.87 [4] (0:11.74)	0:25.13 [5] (0:12.01)	0:13.12 [4] (0:13.12)
Average Speed [km/h]	48.4	69.1	64.8	62.5	60.9	59.8	54.9
Top Speed [km/h]	70.7	71.0	68.0	62.8	62.9	61.1	58.1
Avg. Dist. to Rail [m]	4.7	1.3	0.4	1.4	1.2	0.4	1.5
Avg. Stride Freq. [Hz]	2.2	2.4	2.3	2.2	2.2	2.2	2.1
Avg. Stride Length [m]	6.1	8.1	7.8	7.7	7.6	7.5	7.2



- [] Ranking at each section and finish
- .-.- No data available at this section
- NA No data available



Horse/Jockey Name	Manhood
Final Rank	12
Fastest Section Time (Section)	0:10.46 (1200m)
Top Speed [km/h] (Section)	69.7 (1200m)
Race State	Finished

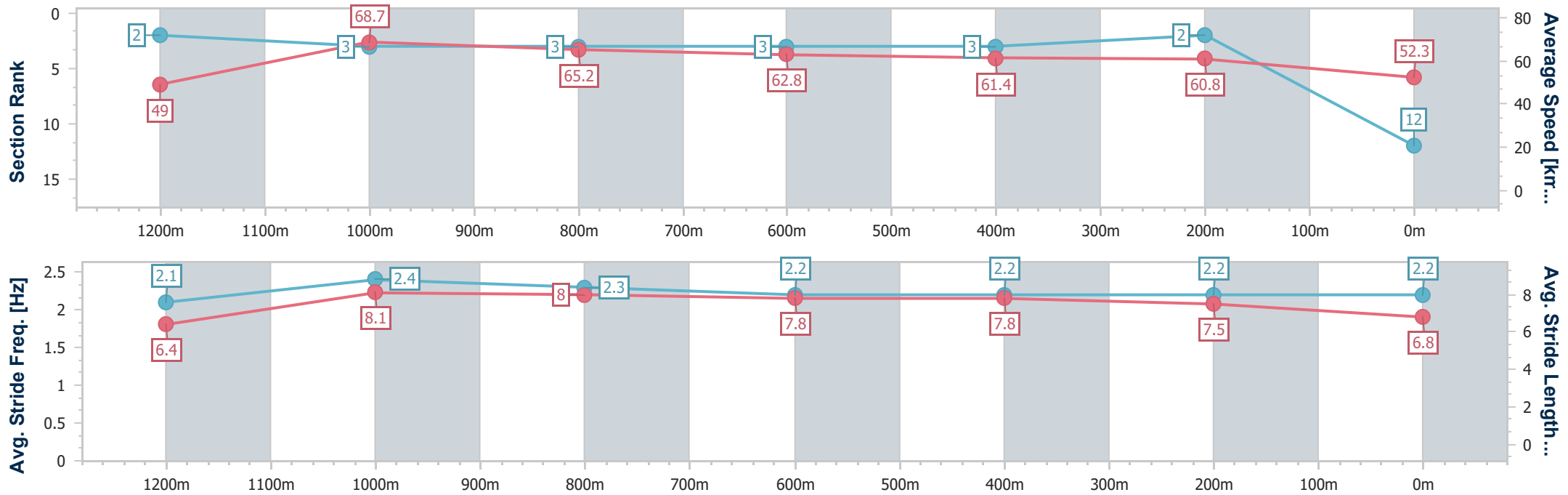


Doomben QLD Professional
Race 10: AQWA CONSTRUCTIONS Class 6 Plate - 1350m
02 December 2023 - 17:41
Track Rating: Soft 6, Weather: Fine, Rail Position: +1m Entire



BRISBANE
RACING CLUB

Section	Overall	1200m	1000m	800m	600m	400m	200m
Section Times	1:21.20 [12] (0:11.01)	1:10.19 [2] (0:10.46)	0:59.73 [3] (0:11.06)	0:48.67 [3] (0:11.44)	0:37.23 [3] (0:11.68)	0:25.55 [3] (0:11.80)	0:13.75 [2] (0:13.75)
Average Speed [km/h]	49.0	68.7	65.2	62.8	61.4	60.8	52.3
Top Speed [km/h]	67.5	69.7	68.3	65.2	62.2	62.2	58.0
Avg. Dist. to Rail [m]	4.4	1.8	1.0	0.2	1.0	1.9	2.0
Avg. Stride Freq. [Hz]	2.1	2.4	2.3	2.2	2.2	2.2	2.2
Avg. Stride Length [m]	6.4	8.1	8.0	7.8	7.8	7.5	6.8



- [] Ranking at each section and finish
- .-.- No data available at this section
- NA No data available



Horse/Jockey Name	Too Hard To Refuse
Final Rank	13
Fastest Section Time (Section)	0:10.33 (1200m)
Top Speed [km/h] (Section)	69.1 (1200m)
Race State	Finished

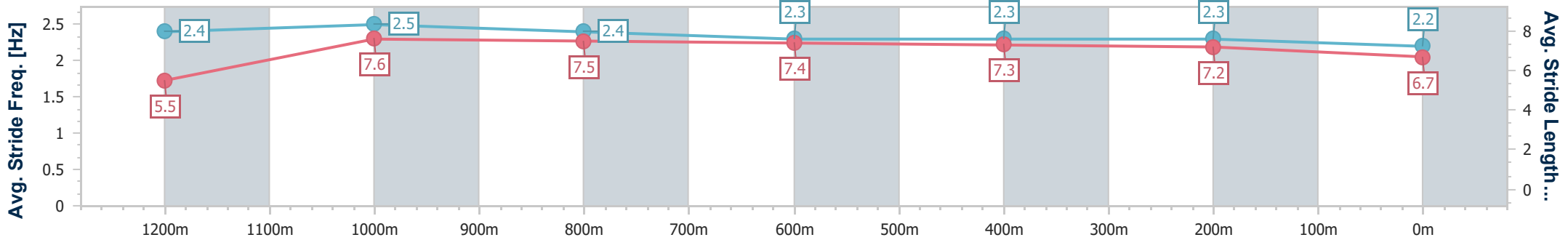
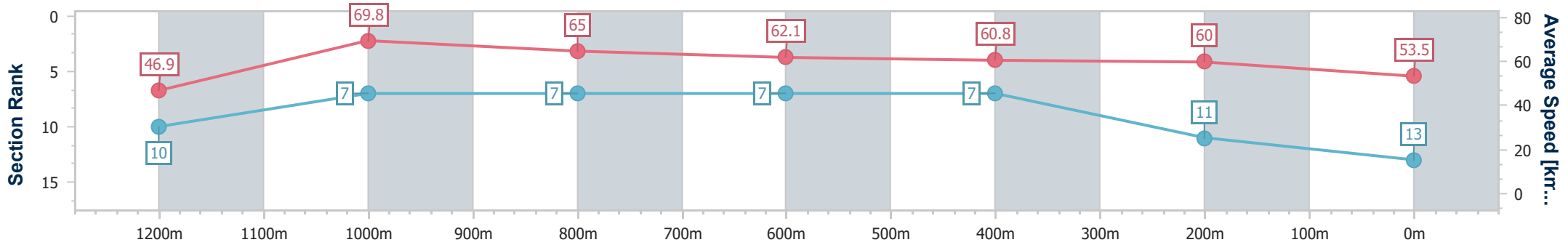


Doomben QLD Professional
Race 10: AQWA CONSTRUCTIONS Class 6 Plate - 1350m
02 December 2023 - 17:41
Track Rating: Soft 6, Weather: Fine, Rail Position: +1m Entire



BRISBANE
RACING CLUB

Section	Overall	1200m	1000m	800m	600m	400m	200m
Section Times	1:21.49 [13] (0:11.52)	1:09.97 [10] (0:10.33)	0:59.64 [7] (0:11.09)	0:48.55 [7] (0:11.54)	0:37.01 [7] (0:11.63)	0:25.38 [7] (0:11.91)	0:13.47 [11] (0:13.47)
Average Speed [km/h]	46.9	69.8	65.0	62.1	60.8	60.0	53.5
Top Speed [km/h]	65.2	69.1	67.7	63.1	63.2	62.0	59.1
Avg. Dist. to Rail [m]	1.7	1.3	1.3	1.2	2.9	2.6	2.2
Avg. Stride Freq. [Hz]	2.4	2.5	2.4	2.3	2.3	2.3	2.2
Avg. Stride Length [m]	5.5	7.6	7.5	7.4	7.3	7.2	6.7



- [] Ranking at each section and finish
- .-.- No data available at this section
- NA No data available