

Ipswich QLD Professional

Race 7: SAMMUT BULOW Class 6 Plate - 1100m

06 December 2023 - 17:40

Track Rating: Good 4, Weather: Fine, Rail Position: True

Section													Last 600m	
Field Times		Overall	1000m	800m	600m	400m	200m						0:33.99	
		1:03.19 (0:08.03)	0:55.16 (0:10.46)	0:44.70 (0:10.71)	0:33.99 (0:11.17)	0:22.82 (0:11.34)	0:11.48 (0:11.48)							
Rank	TAB	Horse/Jockey	Barrier	Top Speed [km/h]	Fastest Section							Margin	Distance Travelled [m]	
1	1	HARDWARE LANE Jasper Franklin	8	68.5	0:08.36	1:03.19 [1] (0:08.36)	0:54.83 [9] (0:10.69)	0:44.14 [8] (0:10.70)	0:33.44 [8] (0:11.04)	0:22.40 [8] (0:11.10)	0:11.30 [4] (0:11.30)	1:03.19	0:33.44	
2	3	RUSHEEN Ryan Maloney	7	68.0	0:08.14	1:03.30 [2] (0:08.14)	0:55.16 [5] (0:10.82)	0:44.34 [6] (0:10.73)	0:33.61 [6] (0:10.93)	0:22.68 [5] (0:11.11)	0:11.57 [3] (0:11.57)	0.5L	0:33.61	-3
3	11	NAVAS TWO Elione Chaves	11	68.5	0:08.47	1:03.34 [3] (0:08.47)	0:54.87 [10] (0:10.87)	0:44.00 [10] (0:10.72)	0:33.28 [10] (0:10.91)	0:22.37 [10] (0:11.36)	0:11.01 [10] (0:11.01)	0.7L	0:33.28	+0
4	10	RELIABLE RUBY Damien Thornton	1	68.5	0:08.32	1:03.35 [4] (0:08.32)	0:55.03 [7] (0:10.72)	0:44.31 [7] (0:10.65)	0:33.66 [7] (0:11.08)	0:22.58 [7] (0:11.17)	0:11.41 [5] (0:11.41)	0.8L	0:33.66	-4
5	2	RICHON Bailey Wheeler	12	70.2	0:08.09	1:03.41 [5] (0:08.09)	0:55.32 [2] (0:10.40)	0:44.92 [1] (0:10.71)	0:34.21 [1] (0:11.19)	0:23.02 [2] (0:11.34)	0:11.68 [2] (0:11.68)	1L	0:34.21	-3
6	13	MY SNOW QUEEN Jim Byrne	13	68.2	0:08.35	1:03.51 [6] (0:08.35)	0:55.16 [8] (0:10.84)	0:44.32 [9] (0:10.69)	0:33.63 [9] (0:10.98)	0:22.65 [9] (0:11.25)	0:11.40 [8] (0:11.40)	1.5L	0:33.63	+1
7	7	JAMAICAN RUMBA James Orman	9	69.9	0:08.17	1:03.68 [7] (0:08.17)	0:55.51 [6] (0:10.73)	0:44.78 [5] (0:10.68)	0:34.10 [5] (0:11.09)	0:23.01 [6] (0:11.30)	0:11.71 [6] (0:11.71)	2.3L	0:34.10	+2
8	14	PRINCESS LUNAR Georgina Cartwright	5	69.6	0:08.03	1:03.73 [8] (0:08.03)	0:55.70 [1] (0:10.56)	0:45.14 [2] (0:10.65)	0:34.49 [2] (0:11.13)	0:23.36 [1] (0:11.34)	0:12.02 [1] (0:12.02)	2.5L	0:34.49	-6
9	5	WIN BURN Ben Thompson	2	68.5	0:08.13	1:04.19 [9] (0:08.13)	0:56.06 [4] (0:10.62)	0:45.44 [4] (0:10.63)	0:34.81 [3] (0:11.17)	0:23.64 [3] (0:11.45)	0:12.19 [7] (0:12.19)	5L	0:34.81	-6
10	6	HOOKS Todd Banks	6	68.9	0:08.11	1:04.62 [10] (0:08.11)	0:56.51 [3] (0:10.61)	0:45.90 [3] (0:10.66)	0:35.24 [3] (0:11.20)	0:24.04 [4] (0:11.70)	0:12.34 [9] (0:12.34)	7.5L	0:35.24	-1

Scratched: Kat Chinna (#8), Sailor's Secret (#4), Nord Lyon (#9), Authentic Jewel (#12)



Horse/Jockey Name	Hardware Lane
Final Rank	1
Fastest Section Time (Section)	0:08.36 (Overall)
Top Speed [km/h] (Section)	68.5 (1000m)
Race State	Finished



Ipswich QLD Professional

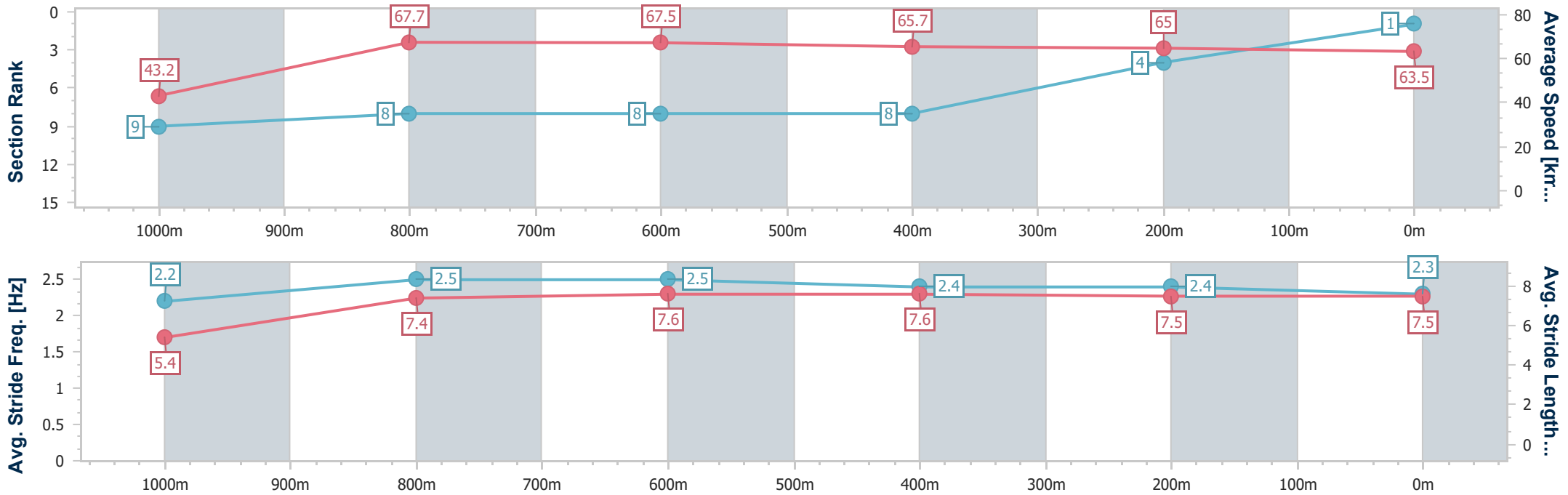
Race 7: SAMMUT BULOW Class 6 Plate - 1100m

06 December 2023 - 17:40



Track Rating: Good 4, Weather: Fine, Rail Position: True

Section	Overall	1000m	800m	600m	400m	200m
Section Times	1:03.19 [1] (0:08.36)	0:54.83 [9] (0:10.69)	0:44.14 [8] (0:10.70)	0:33.44 [8] (0:11.04)	0:22.40 [8] (0:11.10)	0:11.30 [4]
Average Speed [km/h]	43.2	67.7	67.5	65.7	65.0	63.5
Top Speed [km/h]	64.3	68.5	68.2	67.2	66.0	64.7
Avg. Dist. to Rail [m]	8.1	2.7	1.0	1.4	1.4	3.5
Avg. Stride Freq. [Hz]	2.2	2.5	2.5	2.4	2.4	2.3
Avg. Stride Length [m]	5.4	7.4	7.6	7.6	7.5	7.5



- [] Ranking at each section and finish
- .-.- No data available at this section
- NA No data available



Horse/Jockey Name	Rusheen
Final Rank	2
Fastest Section Time (Section)	0:08.14 (Overall)
Top Speed [km/h] (Section)	68.0 (1000m)
Race State	Finished



Ipswich QLD Professional

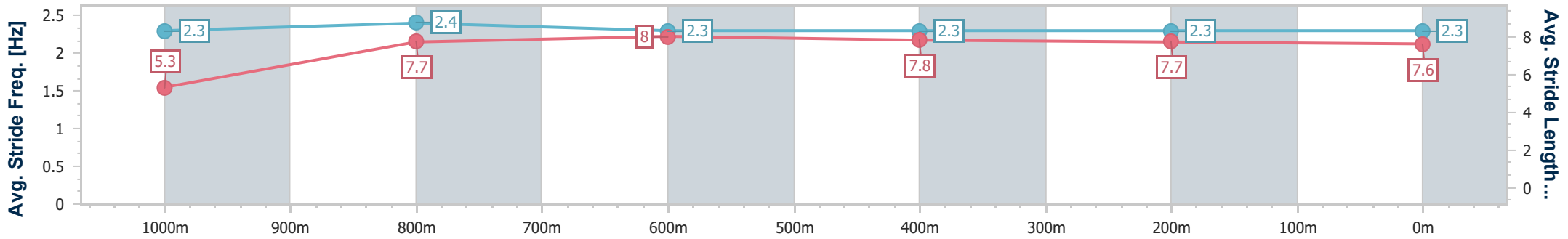
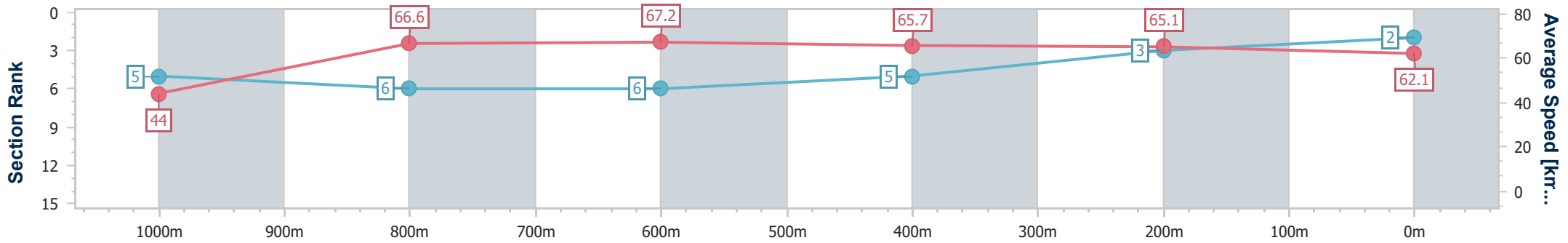
Race 7: SAMMUT BULOW Class 6 Plate - 1100m

06 December 2023 - 17:40



Track Rating: Good 4, Weather: Fine, Rail Position: True

Section	Overall	1000m	800m	600m	400m	200m
Section Times	1:03.30 [2] (0:08.14)	0:55.16 [5] (0:10.82)	0:44.34 [6] (0:10.73)	0:33.61 [6] (0:10.93)	0:22.68 [5] (0:11.11)	0:11.57 [3] (0:11.57)
Average Speed [km/h]	44.0	66.6	67.2	65.7	65.1	62.1
Top Speed [km/h]	63.9	68.0	67.8	67.5	66.6	65.3
Avg. Dist. to Rail [m]	7.4	2.5	0.5	0.4	1.5	5.2
Avg. Stride Freq. [Hz]	2.3	2.4	2.3	2.3	2.3	2.3
Avg. Stride Length [m]	5.3	7.7	8.0	7.8	7.7	7.6



- [] Ranking at each section and finish
- .-.-.- No data available at this section
- NA No data available



Horse/Jockey Name	Navas Two
Final Rank	3
Fastest Section Time (Section)	0:08.47 (Overall)
Top Speed [km/h] (Section)	68.5 (800m)
Race State	Finished



Ipswich QLD Professional

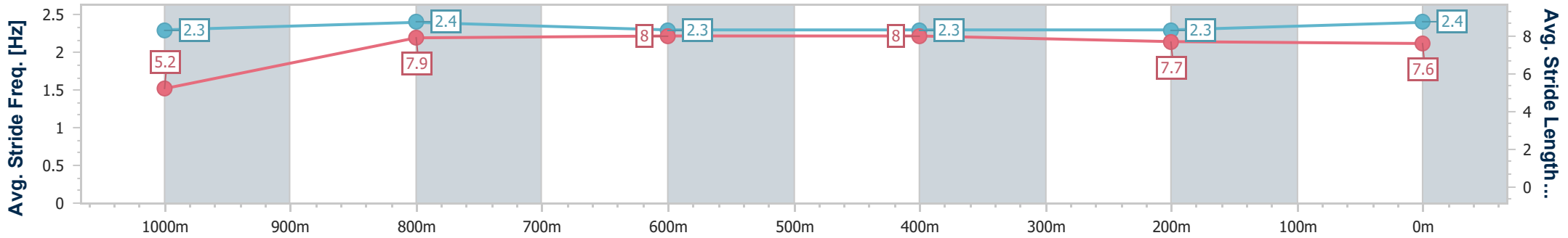
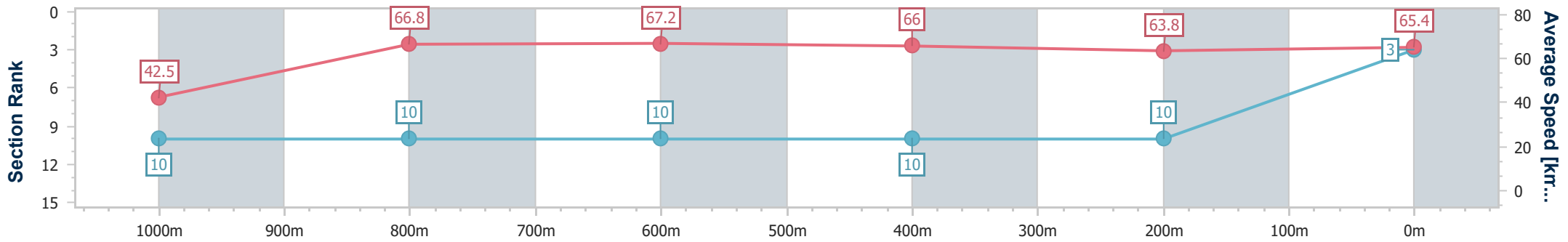
Race 7: SAMMUT BULOW Class 6 Plate - 1100m

06 December 2023 - 17:40

Track Rating: Good 4, Weather: Fine, Rail Position: True



Section	Overall	1000m	800m	600m	400m	200m
Section Times	1:03.34 [3] (0:08.47)	0:54.87 [10] (0:10.87)	0:44.00 [10] (0:10.72)	0:33.28 [10] (0:10.91)	0:22.37 [10] (0:11.36)	0:11.01 [10]
Average Speed [km/h]	42.5	66.8	67.2	66.0	63.8	65.4
Top Speed [km/h]	63.2	68.2	68.5	67.0	65.7	65.8
Avg. Dist. to Rail [m]	10.0	3.3	0.6	0.5	2.5	7.8
Avg. Stride Freq. [Hz]	2.3	2.4	2.3	2.3	2.3	2.4
Avg. Stride Length [m]	5.2	7.9	8.0	8.0	7.7	7.6



- [] Ranking at each section and finish
- .-.- No data available at this section
- NA No data available



Horse/Jockey Name	Reliable Ruby
Final Rank	4
Fastest Section Time (Section)	0:08.32 (Overall)
Top Speed [km/h] (Section)	68.5 (1000m)
Race State	Finished



Ipswich QLD Professional

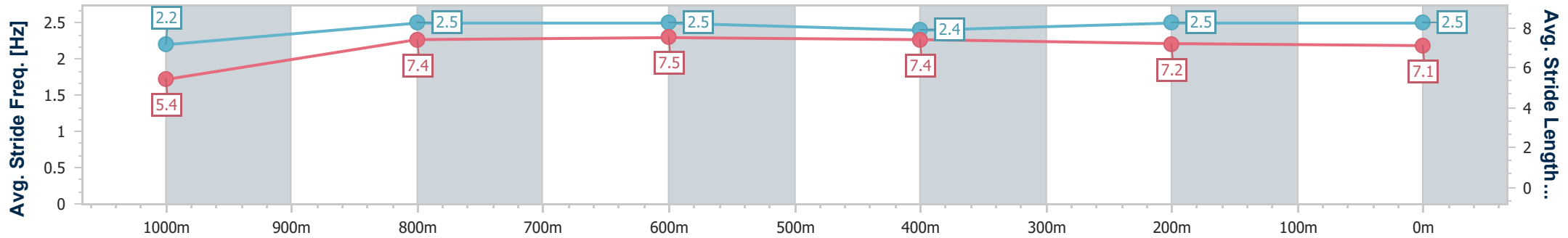
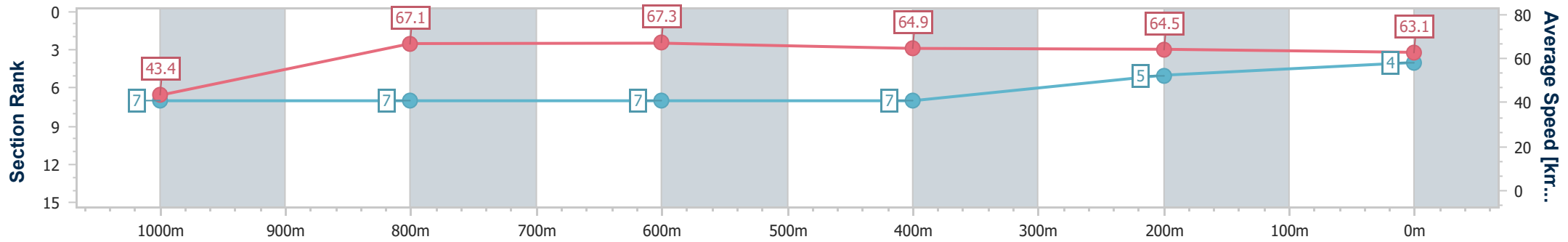
Race 7: SAMMUT BULOW Class 6 Plate - 1100m

06 December 2023 - 17:40



Track Rating: Good 4, Weather: Fine, Rail Position: True

Section	Overall	1000m	800m	600m	400m	200m
Section Times	1:03.35 [4] (0:08.32)	0:55.03 [7] (0:10.72)	0:44.31 [7] (0:10.65)	0:33.66 [7] (0:11.08)	0:22.58 [7] (0:11.17)	0:11.41 [5]
Average Speed [km/h]	43.4	67.1	67.3	64.9	64.5	63.1
Top Speed [km/h]	63.6	68.5	68.4	66.8	65.9	64.2
Avg. Dist. to Rail [m]	3.2	0.8	0.8	1.1	1.1	1.2
Avg. Stride Freq. [Hz]	2.2	2.5	2.5	2.4	2.5	2.5
Avg. Stride Length [m]	5.4	7.4	7.5	7.4	7.2	7.1



- [] Ranking at each section and finish
- .-.- No data available at this section
- NA No data available



Horse/Jockey Name	Richon
Final Rank	5
Fastest Section Time (Section)	0:08.09 (Overall)
Top Speed [km/h] (Section)	70.2 (1000m)
Race State	Finished



Ipswich QLD Professional

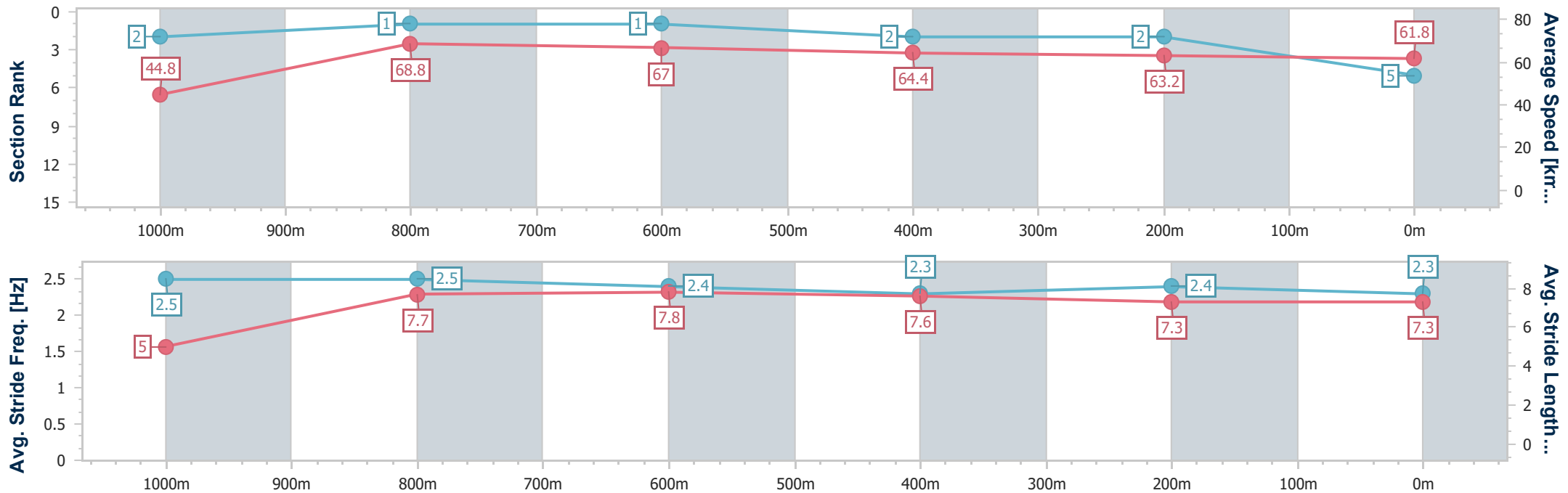
Race 7: SAMMUT BULOW Class 6 Plate - 1100m

06 December 2023 - 17:40



Track Rating: Good 4, Weather: Fine, Rail Position: True

Section	Overall	1000m	800m	600m	400m	200m
Section Times	1:03.41 [5] (0:08.09)	0:55.32 [2] (0:10.40)	0:44.92 [1] (0:10.71)	0:34.21 [1] (0:11.19)	0:23.02 [2] (0:11.34)	0:11.68 [2] (0:11.68)
Average Speed [km/h]	44.8	68.8	67.0	64.4	63.2	61.8
Top Speed [km/h]	65.6	70.2	68.3	65.3	64.1	63.4
Avg. Dist. to Rail [m]	10.7	3.7	0.4	0.2	0.6	2.4
Avg. Stride Freq. [Hz]	2.5	2.5	2.4	2.3	2.4	2.3
Avg. Stride Length [m]	5.0	7.7	7.8	7.6	7.3	7.3



- [] Ranking at each section and finish
- .-.- No data available at this section
- NA No data available



Horse/Jockey Name	My Snow Queen
Final Rank	6
Fastest Section Time (Section)	0:08.35 (Overall)
Top Speed [km/h] (Section)	68.2 (1000m)
Race State	Finished



Ipswich QLD Professional

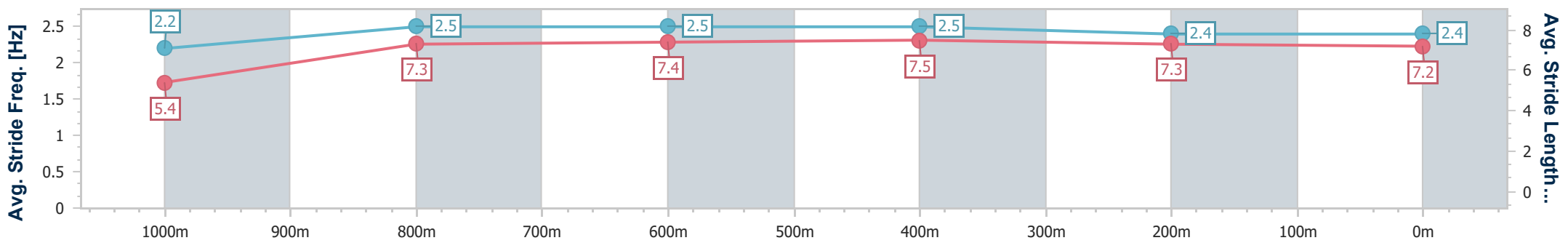
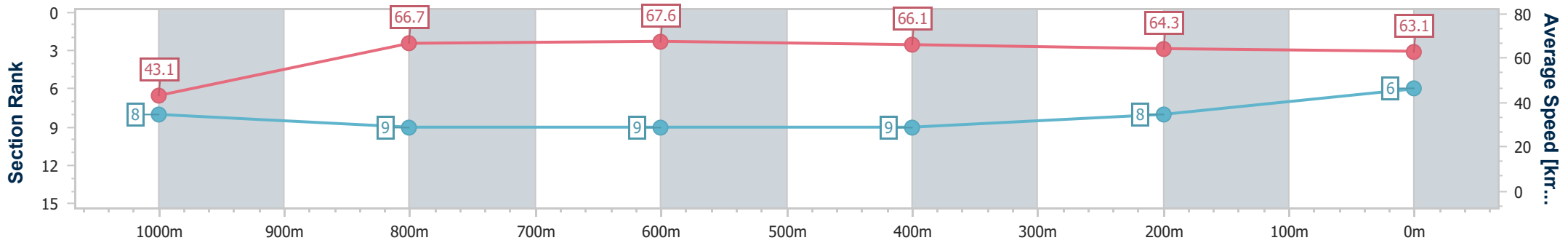
Race 7: SAMMUT BULOW Class 6 Plate - 1100m

06 December 2023 - 17:40



Track Rating: Good 4, Weather: Fine, Rail Position: True

Section	Overall	1000m	800m	600m	400m	200m
Section Times	1:03.51 [6] (0:08.35)	0:55.16 [8] (0:10.84)	0:44.32 [9] (0:10.69)	0:33.63 [9] (0:10.98)	0:22.65 [9] (0:11.25)	0:11.40 [8]
Average Speed [km/h]	43.1	66.7	67.6	66.1	64.3	63.1
Top Speed [km/h]	62.9	68.2	68.2	66.7	65.1	64.6
Avg. Dist. to Rail [m]	11.8	3.9	1.0	1.3	2.8	6.3
Avg. Stride Freq. [Hz]	2.2	2.5	2.5	2.5	2.4	2.4
Avg. Stride Length [m]	5.4	7.3	7.4	7.5	7.3	7.2



- [] Ranking at each section and finish
- .-.- No data available at this section
- NA No data available



Horse/Jockey Name	Jamaican Rumba
Final Rank	7
Fastest Section Time (Section)	0:08.17 (Overall)
Top Speed [km/h] (Section)	69.9 (1000m)
Race State	Finished



Ipswich QLD Professional

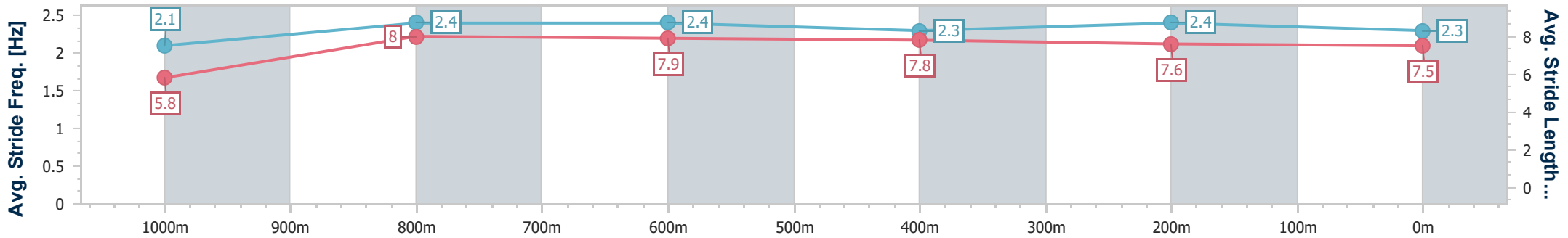
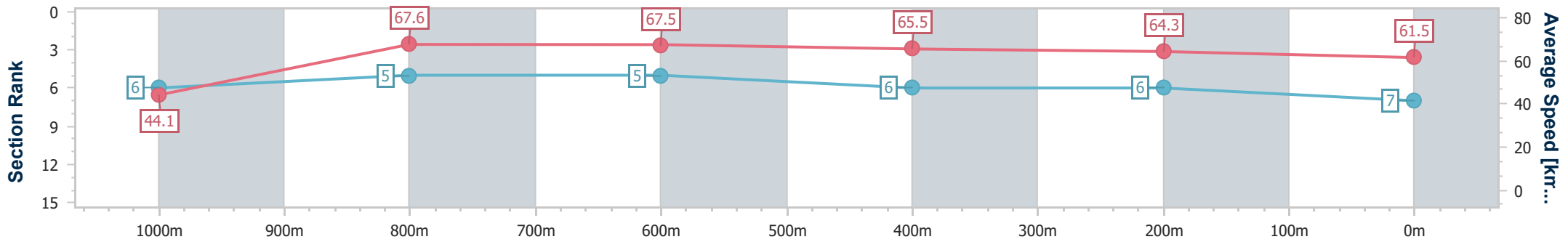
Race 7: SAMMUT BULOW Class 6 Plate - 1100m

06 December 2023 - 17:40



Track Rating: Good 4, Weather: Fine, Rail Position: True

Section	Overall	1000m	800m	600m	400m	200m
Section Times	1:03.68 [7] (0:08.17)	0:55.51 [6] (0:10.73)	0:44.78 [5] (0:10.68)	0:34.10 [5] (0:11.09)	0:23.01 [6] (0:11.30)	0:11.71 [6] (0:11.71)
Average Speed [km/h]	44.1	67.6	67.5	65.5	64.3	61.5
Top Speed [km/h]	64.0	69.9	68.9	66.9	65.3	64.2
Avg. Dist. to Rail [m]	8.5	3.3	0.9	1.8	3.0	5.0
Avg. Stride Freq. [Hz]	2.1	2.4	2.4	2.3	2.4	2.3
Avg. Stride Length [m]	5.8	8.0	7.9	7.8	7.6	7.5



- [] Ranking at each section and finish
- .-.- No data available at this section
- NA No data available



Horse/Jockey Name	Princess Lunar
Final Rank	8
Fastest Section Time (Section)	0:08.03 (Overall)
Top Speed [km/h] (Section)	69.6 (1000m)
Race State	Finished



Ipswich QLD Professional

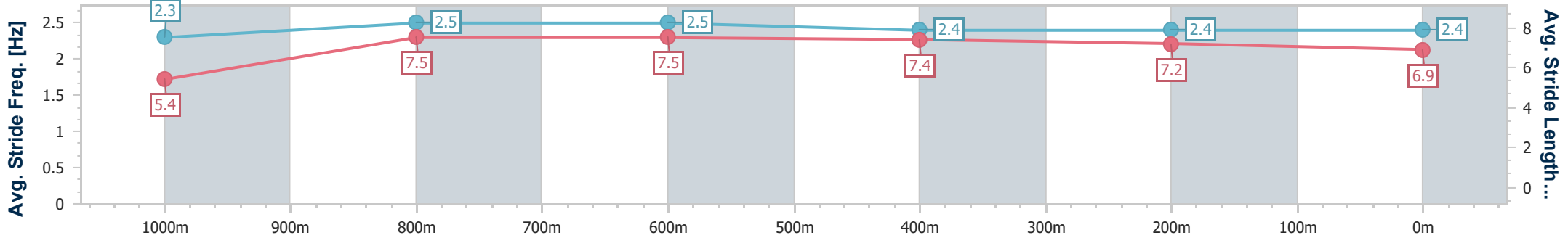
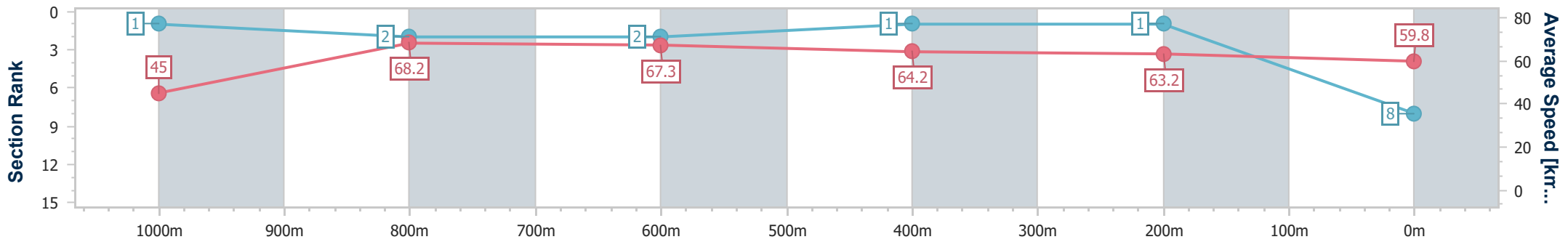
Race 7: SAMMUT BULOW Class 6 Plate - 1100m

06 December 2023 - 17:40



Track Rating: Good 4, Weather: Fine, Rail Position: True

Section	Overall	1000m	800m	600m	400m	200m
Section Times	1:03.73 [8] (0:08.03)	0:55.70 [1] (0:10.56)	0:45.14 [2] (0:10.65)	0:34.49 [2] (0:11.13)	0:23.36 [1] (0:11.34)	0:12.02 [1] (0:12.02)
Average Speed [km/h]	45.0	68.2	67.3	64.2	63.2	59.8
Top Speed [km/h]	65.7	69.6	68.1	65.9	63.8	62.2
Avg. Dist. to Rail [m]	5.3	1.8	1.5	1.4	1.4	0.5
Avg. Stride Freq. [Hz]	2.3	2.5	2.5	2.4	2.4	2.4
Avg. Stride Length [m]	5.4	7.5	7.5	7.4	7.2	6.9



- [] Ranking at each section and finish
- .-.- No data available at this section
- NA No data available



Horse/Jockey Name	Win Burn
Final Rank	9
Fastest Section Time (Section)	0:08.13 (Overall)
Top Speed [km/h] (Section)	68.5 (1000m)
Race State	Finished



Ipswich QLD Professional

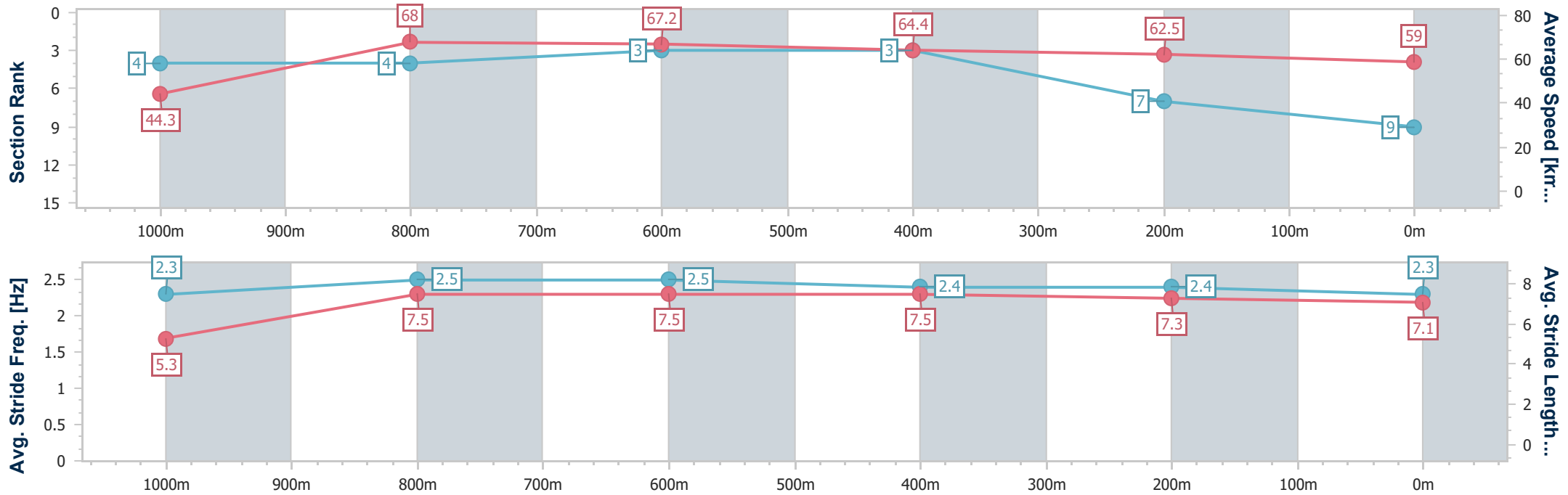
Race 7: SAMMUT BULOW Class 6 Plate - 1100m

06 December 2023 - 17:40



Track Rating: Good 4, Weather: Fine, Rail Position: True

Section	Overall	1000m	800m	600m	400m	200m
Section Times	1:04.19 [9] (0:08.13)	0:56.06 [4] (0:10.62)	0:45.44 [4] (0:10.63)	0:34.81 [3] (0:11.17)	0:23.64 [3] (0:11.45)	0:12.19 [7]
Average Speed [km/h]	44.3	68.0	67.2	64.4	62.5	59.0
Top Speed [km/h]	64.0	68.5	67.9	65.7	63.4	62.5
Avg. Dist. to Rail [m]	4.3	1.1	1.0	1.2	0.9	0.8
Avg. Stride Freq. [Hz]	2.3	2.5	2.5	2.4	2.4	2.3
Avg. Stride Length [m]	5.3	7.5	7.5	7.5	7.3	7.1



- [] Ranking at each section and finish
- .-.- No data available at this section
- NA No data available



Horse/Jockey Name	Hooks
Final Rank	10
Fastest Section Time (Section)	0:08.11 (Overall)
Top Speed [km/h] (Section)	68.9 (1000m)
Race State	Finished



Ipswich QLD Professional

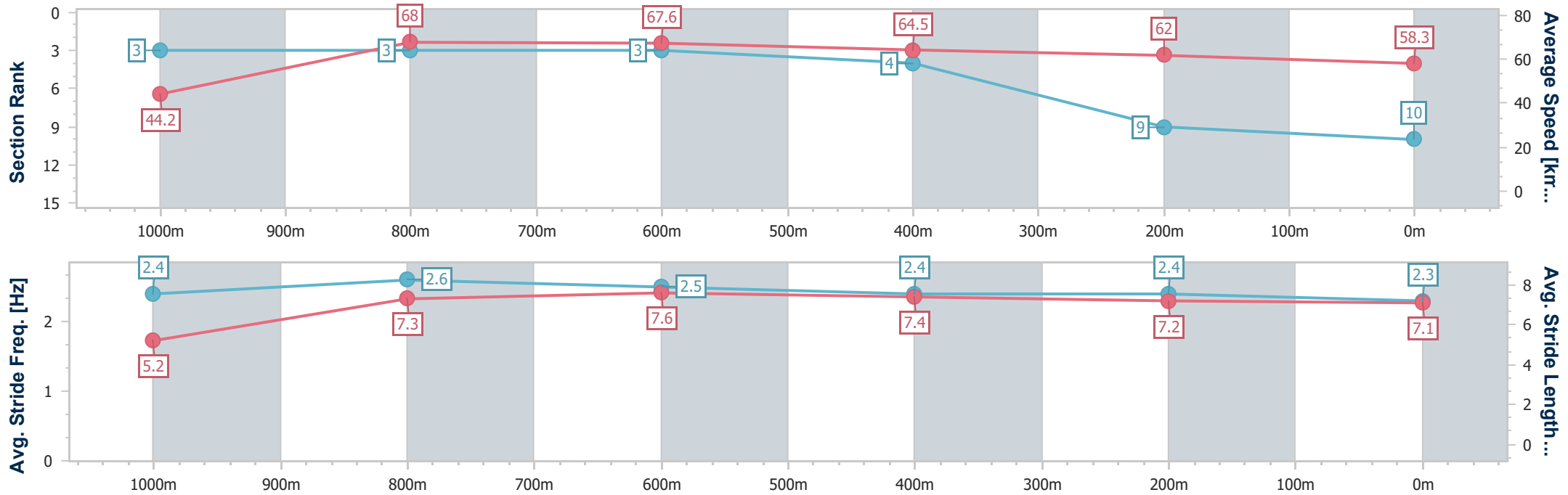
Race 7: SAMMUT BULOW Class 6 Plate - 1100m

06 December 2023 - 17:40



Track Rating: Good 4, Weather: Fine, Rail Position: True

Section	Overall	1000m	800m	600m	400m	200m
Section Times	1:04.62 [10] (0:08.11)	0:56.51 [3] (0:10.61)	0:45.90 [3] (0:10.66)	0:35.24 [3] (0:11.20)	0:24.04 [4] (0:11.70)	0:12.34 [9] (0:12.34)
Average Speed [km/h]	44.2	68.0	67.6	64.5	62.0	58.3
Top Speed [km/h]	65.1	68.9	68.5	66.6	62.8	61.1
Avg. Dist. to Rail [m]	6.6	2.3	0.4	0.7	2.1	3.1
Avg. Stride Freq. [Hz]	2.4	2.6	2.5	2.4	2.4	2.3
Avg. Stride Length [m]	5.2	7.3	7.6	7.4	7.2	7.1



- [] Ranking at each section and finish
- .-.- No data available at this section
- NA No data available