



Eagle Farm QLD Professional

Race 2: GIRLS DAY OUT ON SALE NOW BENCHMARK 70 Handicap - 1600m

23 December 2023 - 12:48



BRISBANE
RACING CLUB

Track Rating: Good 4, Weather: Fine, Rail Position: +4m Entire

Section														
Field Times	Overall	1400m	1200m	1000m	800m	600m	400m	Last 600m						
	1:36.23 (0:13.42)	1:22.81 (0:11.14)	1:11.67 (0:11.69)	0:59.98 (0:12.62)	0:47.36 (0:12.47)	0:34.89 (0:11.76)	0:23.13 (0:11.17)	0:34.89						
Rank	TAB	Horse/Jockey	Barrier	Top Speed [km/h]	Fastest Section								Distance Travelled [m]	
1	3	KORUTO Jake Molloy	5	66.4 600m	0:11.19 400m	1:36.23 [1] (0:14.16)	1:22.07 [11] (0:11.34)	1:10.73 [12] (0:11.92)	0:58.81 [12] (0:12.30)	0:46.51 [11] (0:12.31)	0:34.20 [11] (0:11.44)	0:22.76 [9] (0:11.19)	0:34.20	
2	1	WINSTON SMURFHILL Bailey Wheeler	12	66.9 1400m	0:11.09 400m	1:36.35 [2] (0:13.43)	1:22.92 [2] (0:11.13)	1:11.79 [1] (0:11.69)	1:00.10 [1] (0:12.67)	0:47.43 [2] (0:12.46)	0:34.97 [2] (0:11.88)	0:23.09 [3] (0:11.09)	0:34.97	+4
3	9	YANGARI Blake Shinn	17	66.4 400m	0:11.07 400m	1:36.41 [3] (0:14.05)	1:22.36 [10] (0:11.34)	1:11.02 [10] (0:11.86)	0:59.16 [10] (0:12.34)	0:46.82 [9] (0:12.25)	0:34.57 [7] (0:11.62)	0:22.95 [8] (0:11.07)	0:34.57	+12
4	5	VENDIDIT Boris Thornton	8	66.7 400m	0:11.00 1400m	1:36.42 [4] (0:13.83)	1:22.59 [7] (0:11.00)	1:11.59 [4] (0:11.48)	1:00.11 [2] (0:12.56)	0:47.55 [1] (0:12.47)	0:35.08 [1] (0:11.76)	0:23.32 [1] (0:11.17)	0:35.08	+9
5	12	THUNDER MANIA Robbie Dolan	6	65.9 400m	0:11.04 400m	1:36.43 [5] (0:13.89)	1:22.54 [8] (0:11.43)	1:11.11 [8] (0:11.80)	0:59.31 [8] (0:12.37)	0:46.94 [8] (0:12.39)	0:34.55 [9] (0:11.56)	0:22.99 [7] (0:11.04)	0:34.55	+6
6	7	GUTS 'N' GLORY Michael Rodd	10	66.1 400m	0:11.11 400m	1:36.58 [6] (0:14.35)	1:22.23 [13] (0:11.31)	1:10.92 [13] (0:11.89)	0:59.03 [13] (0:12.30)	0:46.73 [13] (0:12.18)	0:34.55 [12] (0:11.56)	0:22.99 [10] (0:11.11)	0:34.55	+9
7	8	TUHINGA Jaden Lloyd	14	67.4 400m	0:10.95 400m	1:36.59 [7] (0:14.63)	1:21.96 [14] (0:11.27)	1:10.69 [14] (0:11.79)	0:58.90 [14] (0:12.38)	0:46.52 [14] (0:12.19)	0:34.33 [15] (0:11.54)	0:22.79 [14] (0:10.95)	0:34.33	+3
8	13	DIACO Kyle Wilson-Taylor	1	66.8 400m	0:11.16 400m	1:36.63 [8] (0:13.77)	1:22.86 [6] (0:11.36)	1:11.50 [7] (0:11.83)	0:59.67 [7] (0:12.47)	0:47.20 [7] (0:12.44)	0:34.76 [8] (0:11.78)	0:22.98 [11] (0:11.16)	0:34.76	-1
9	4	TYRESA Cejay Graham	9	66.1 Overall	0:11.35 400m	1:36.68 [9] (0:13.42)	1:23.26 [1] (0:11.47)	1:11.79 [5] (0:11.74)	1:00.05 [5] (0:12.46)	0:47.59 [4] (0:12.35)	0:35.24 [4] (0:11.75)	0:23.49 [2] (0:11.35)	0:35.24	+7
10	2	PATMOS ISLAND Marnu Potgieter	11	66.9 1400m	0:11.12 1400m	1:36.70 [10] (0:13.47)	1:23.23 [3] (0:11.12)	1:12.11 [2] (0:11.78)	1:00.33 [3] (0:12.65)	0:47.68 [3] (0:12.39)	0:35.29 [3] (0:11.94)	0:23.35 [5] (0:11.19)	0:35.29	+1

Scratched: Victory Win (#14), Hulkamania (#16)

Report Created: Sat 23 December 2023 13:04 GMT (Note: Timing is based on position data)

Page 1/19

[] Ranking at each section and finish
 -:-:- No data available at this section
 NA No data available

SCN Saddle cloth number
 DNF Did not finish
 DNT Did not track

data processed by TRIPLES DATA



Eagle Farm QLD Professional

Race 2: GIRLS DAY OUT ON SALE NOW BENCHMARK 70 Handicap - 1600m

23 December 2023 - 12:48



BRISBANE
RACING CLUB

Track Rating: Good 4, Weather: Fine, Rail Position: +4m Entire

Section		Overall	1400m	1200m	1000m	800m	600m	400m	Last 600m				
Field Times		1:36.23 (0:13.42)	1:22.81 (0:11.14)	1:11.67 (0:11.69)	0:59.98 (0:12.62)	0:47.36 (0:12.47)	0:34.89 (0:11.76)	0:23.13 (0:11.17)	0:34.89				
Rank	TAB Horse/Jockey	Barrier	Top Speed [km/h]	Fastest Section	Distance Travelled [m]								
11	11 JUBAI PRIDE Damien Thornton	13	66.4 600m	0:11.02 400m	1:36.71 [11] (0:14.66)	1:22.05 [15] (0:11.30)	1:10.75 [15] (0:11.83)	0:58.92 [15] (0:12.30)	0:46.62 [15] (0:12.15)	0:34.47 [14] (0:11.47)	0:23.00 [12] (0:11.02)	0:34.47	+10
12	17 DISPUTED RIVER Taylor Marshall	3	66.4 400m	0:11.10 400m	1:36.84 [12] (0:13.96)	1:22.88 [9] (0:11.37)	1:11.51 [9] (0:11.83)	0:59.68 [9] (0:12.46)	0:47.22 [10] (0:12.36)	0:34.86 [10] (0:11.80)	0:23.06 [13] (0:11.10)	0:34.86	+1
13	15 ULTIMATE OUTCOME Ben Thompson	4	65.7 400m	0:11.07 400m	1:36.87 [13] (0:14.19)	1:22.68 [12] (0:11.24)	1:11.44 [11] (0:11.89)	0:59.55 [11] (0:12.46)	0:47.09 [12] (0:12.43)	0:34.66 [13] (0:11.63)	0:23.03 [15] (0:11.07)	0:34.66	+2
14	6 DEEP TEMPEST James Orman	2	66.5 1400m	0:11.23 1400m	1:36.89 [14] (0:13.57)	1:23.32 [4] (0:11.23)	1:12.09 [3] (0:11.78)	1:00.31 [4] (0:12.62)	0:47.69 [5] (0:12.50)	0:35.19 [6] (0:11.66)	0:23.53 [6] (0:11.31)	0:35.19	+5
15	10 WHISTLING SPIRIT Dale Smith	7	66.1 1400m	0:11.23 1400m	1:37.42 [15] (0:13.74)	1:23.68 [5] (0:11.23)	1:12.45 [6] (0:11.85)	1:00.60 [6] (0:12.48)	0:48.12 [6] (0:12.32)	0:35.80 [5] (0:11.67)	0:24.13 [4] (0:11.48)	0:35.80	+8

Scratched: Victory Win (#14), Hulkamania (#16)

[] Ranking at each section and finish
 -:-:- No data available at this section
 NA No data available

SCN Saddle cloth number
 DNF Did not finish
 DNT Did not track



Eagle Farm QLD Professional

Race 2: GIRLS DAY OUT ON SALE NOW BENCHMARK 70 Handicap - 1600m

23 December 2023 - 12:48



BRISBANE
RACING CLUB

Track Rating: Good 4, Weather: Fine, Rail Position: +4m Entire

Section				200m				Last 600m	
Field Times				0:11.96 (0:11.96)				0:34.89	
Rank	TAB Horse/Jockey	Barrier	Top Speed [km/h]	Fastest Section	Margin				Distance Travelled [m]
1	3 KORUTO Jake Molloy	5	66.4 600m	0:11.19 400m	0:11.57 [7] (0:11.57)	1:36.23		0:34.20	
2	1 WINSTON SMURFHILL Bailey Wheeler	12	66.9 1400m	0:11.09 400m	0:12.00 [2] (0:12.00)	0.74L		0:34.97	+4
3	9 YANGARI Blake Shinn	17	66.4 400m	0:11.07 400m	0:11.88 [4] (0:11.88)	1.07L		0:34.57	+12
4	5 VENDIDIT Boris Thornton	8	66.7 400m	0:11.00 1400m	0:12.15 [1] (0:12.15)	1.12L		0:35.08	+9
5	12 THUNDER MANIA Robbie Dolan	6	65.9 400m	0:11.04 400m	0:11.95 [3] (0:11.95)	1.16L		0:34.55	+6
6	7 GUTS 'N' GLORY Michael Rodd	10	66.1 400m	0:11.11 400m	0:11.88 [9] (0:11.88)	2.08L		0:34.55	+9
7	8 TUHINGA Jaden Lloyd	14	67.4 400m	0:10.95 400m	0:11.84 [11] (0:11.84)	2.1L		0:34.33	+3
8	13 DIACO Kyle Wilson-Taylor	1	66.8 400m	0:11.16 400m	0:11.82 [13] (0:11.82)	2.34L		0:34.76	-1
9	4 TYRESA Cejay Graham	9	66.1 Overall	0:11.35 400m	0:12.14 [6] (0:12.14)	2.68L		0:35.24	+7
10	2 PATMOS ISLAND Marnu Potgieter	11	66.9 1400m	0:11.12 1400m	0:12.16 [5] (0:12.16)	2.78L		0:35.29	+1

Scratched: Victory Win (#14), Hulkamania (#16)

Report Created: Sat 23 December 2023 13:04 GMT (Note: Timing is based on position data)

Page 3/19

[] Ranking at each section and finish
 -:-:- No data available at this section
 NA No data available

SCN Saddle cloth number
 DNF Did not finish
 DNT Did not track

data processed by TRIPLES DATA



Eagle Farm QLD Professional
Race 2: GIRLS DAY OUT ON SALE NOW BENCHMARK 70 Handicap - 1600m

23 December 2023 - 12:48



BRISBANE
RACING CLUB

Track Rating: Good 4, Weather: Fine, Rail Position: +4m Entire

Section				200m				Last 600m	
Field Times				0:11.96 (0:11.96)				0:34.89	
Rank	TAB Horse/Jockey	Barrier	Top Speed [km/h]	Fastest Section	Margin				Distance Travelled [m]
11	11 JUBAI PRIDE Damien Thornton	13	66.4 600m	0:11.02 400m	0:11.98 [10] (0:11.98)	2.84L		0:34.47	+10
12	17 DISPUTED RIVER Taylor Marshall	3	66.4 400m	0:11.10 400m	0:11.96 [14] (0:11.96)	3.57L		0:34.86	+1
13	15 ULTIMATE OUTCOME Ben Thompson	4	65.7 400m	0:11.07 400m	0:11.96 [15] (0:11.96)	3.75L		0:34.66	+2
14	6 DEEP TEMPEST James Orman	2	66.5 1400m	0:11.23 1400m	0:12.22 [8] (0:12.22)	3.92L		0:35.19	+5
15	10 WHISTLING SPIRIT Dale Smith	7	66.1 1400m	0:11.23 1400m	0:12.65 [12] (0:12.65)	7L		0:35.80	+8

Scratched: Victory Win (#14), Hulkamania (#16)



Horse/Jockey Name	Koruto
Final Rank	1
Fastest Section Time (Section)	0:11.19 (400m)
Top Speed [km/h] (Section)	66.4 (600m)
Race State	Finished



Eagle Farm QLD Professional
Race 2: GIRLS DAY OUT ON SALE NOW BENCHMARK 70
Handicap - 1600m

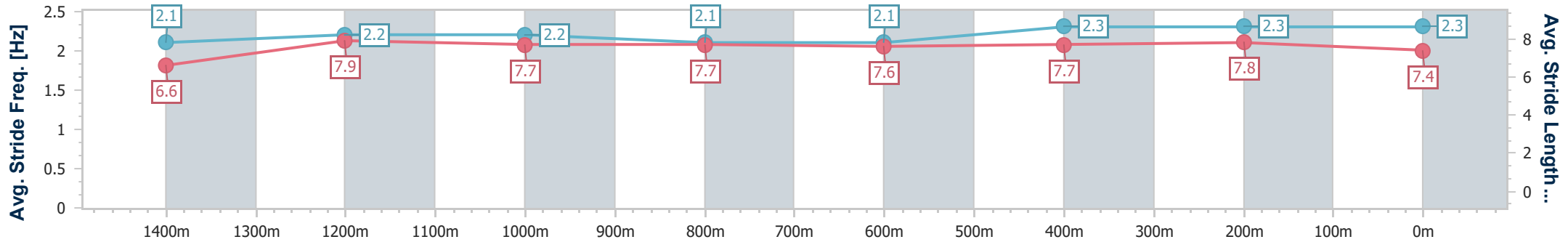
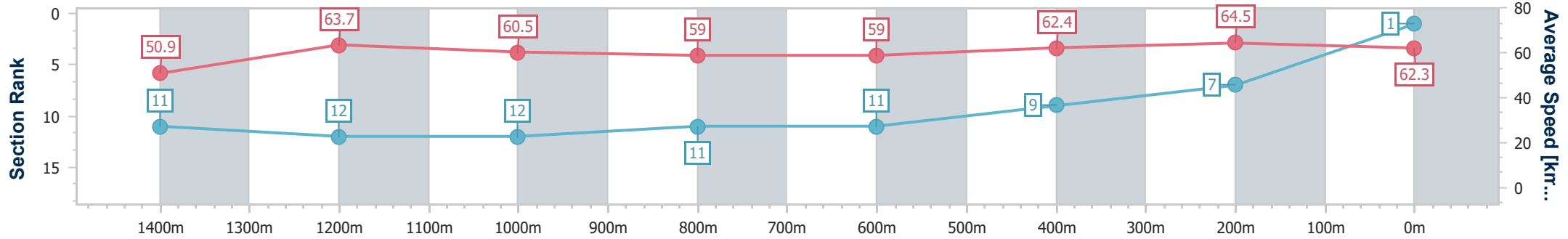
23 December 2023 - 12:48

Track Rating: Good 4, Weather: Fine, Rail Position: +4m Entire



BRISBANE
RACING CLUB

Section	Overall	1400m	1200m	1000m	800m	600m	400m	200m						
Section Times	1:36.23 [1] (0:14.16)	1:22.07 [11] (0:11.34)	1:10.73 [12] (0:11.92)	0:58.81 [12] (0:12.30)	0:46.51 [11] (0:12.31)	0:34.20 [11] (0:11.44)	0:22.76 [9] (0:11.19)	0:11.57 [7] (0:11.57)						
Average Speed [km/h]	50.9	63.7	60.5	59.0	59.0	62.4	64.5	62.3						
Top Speed [km/h]	64.7	65.3	62.0	61.1	60.5	66.4	65.2	64.3						
Avg. Dist. to Rail [m]	8.0	1.6	2.3	2.1	1.3	0.6	1.4	2.7						
Avg. Stride Freq. [Hz]	2.1	2.2	2.2	2.1	2.1	2.3	2.3	2.3						
Avg. Stride Length [m]	6.6	7.9	7.7	7.7	7.6	7.7	7.8	7.4						



- [] Ranking at each section and finish
- .-.- No data available at this section
- NA No data available



Horse/Jockey Name	Winston Smurfhill
Final Rank	2
Fastest Section Time (Section)	0:11.09 (400m)
Top Speed [km/h] (Section)	66.9 (1400m)
Race State	Finished

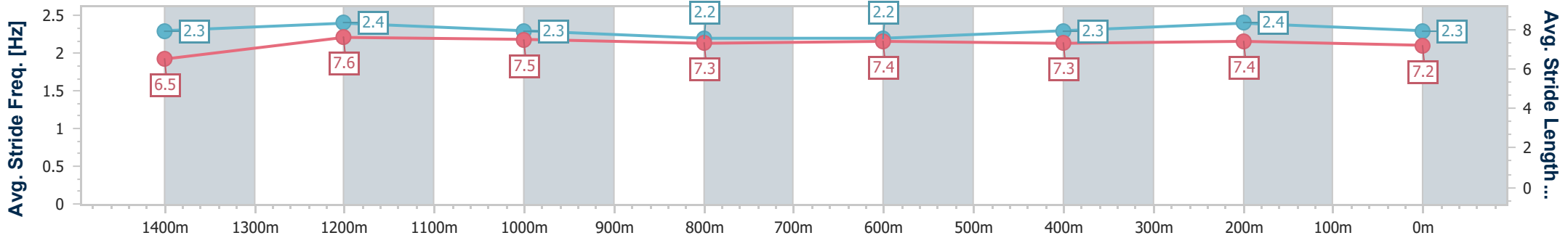
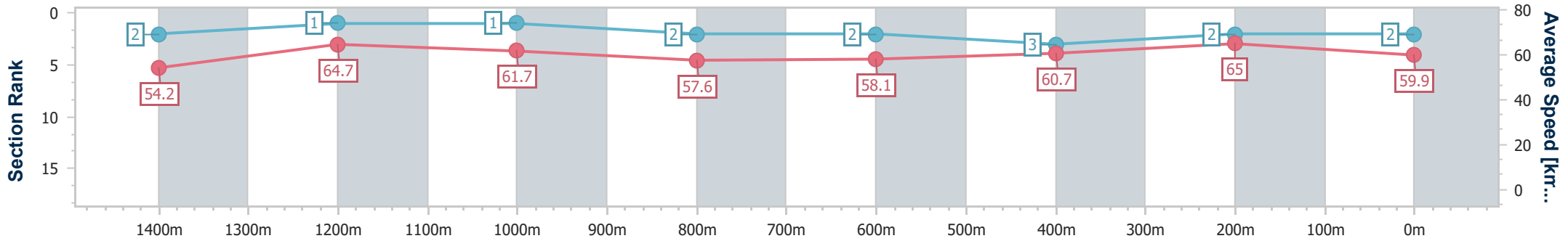


Eagle Farm QLD Professional
 Race 2: GIRLS DAY OUT ON SALE NOW BENCHMARK 70
 Handicap - 1600m
 23 December 2023 - 12:48
 Track Rating: Good 4, Weather: Fine, Rail Position: +4m Entire



BRISBANE
 RACING CLUB

Section	Overall	1400m	1200m	1000m	800m	600m	400m	200m
Section Times	1:36.35 [2] (0:13.43)	1:22.92 [2] (0:11.13)	1:11.79 [1] (0:11.69)	1:00.10 [1] (0:12.67)	0:47.43 [2] (0:12.46)	0:34.97 [2] (0:11.88)	0:23.09 [3] (0:11.09)	0:12.00 [2] (0:12.00)
Average Speed [km/h]	54.2	64.7	61.7	57.6	58.1	60.7	65.0	59.9
Top Speed [km/h]	65.9	66.9	62.8	58.9	59.0	63.3	66.3	62.8
Avg. Dist. to Rail [m]	14.3	5.7	3.9	2.3	1.7	0.4	0.6	0.2
Avg. Stride Freq. [Hz]	2.3	2.4	2.3	2.2	2.2	2.3	2.4	2.3
Avg. Stride Length [m]	6.5	7.6	7.5	7.3	7.4	7.3	7.4	7.2



- [] Ranking at each section and finish
- .-.- No data available at this section
- NA No data available



Horse/Jockey Name	Yangari
Final Rank	3
Fastest Section Time (Section)	0:11.07 (400m)
Top Speed [km/h] (Section)	66.4 (400m)
Race State	Finished



Eagle Farm QLD Professional
Race 2: GIRLS DAY OUT ON SALE NOW BENCHMARK 70
Handicap - 1600m

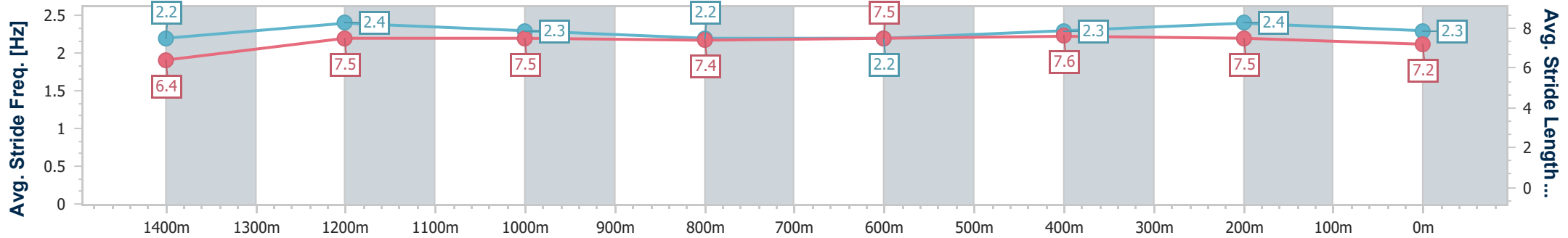
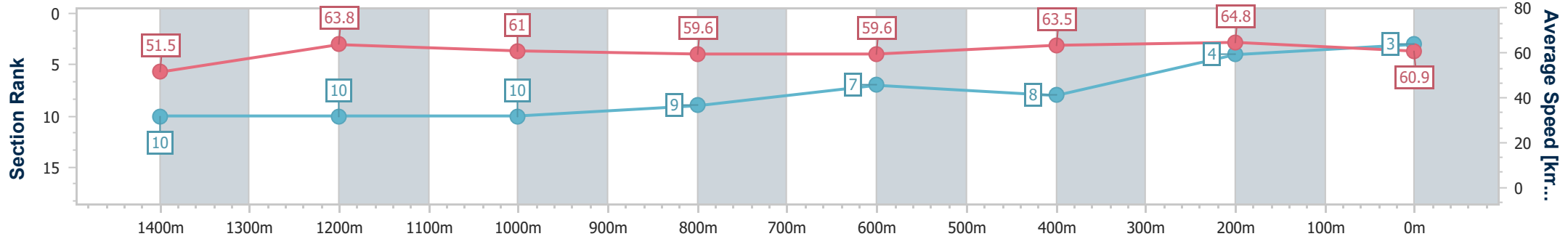
23 December 2023 - 12:48

Track Rating: Good 4, Weather: Fine, Rail Position: +4m Entire



BRISBANE
RACING CLUB

Section	Overall	1400m	1200m	1000m	800m	600m	400m	200m						
Section Times	1:36.41 [3] (0:14.05)	1:22.36 [10] (0:11.34)	1:11.02 [10] (0:11.86)	0:59.16 [10] (0:12.34)	0:46.82 [9] (0:12.25)	0:34.57 [7] (0:11.62)	0:22.95 [8] (0:11.07)	0:11.88 [4] (0:11.88)						
Average Speed [km/h]	51.5	63.8	61.0	59.6	59.6	63.5	64.8	60.9						
Top Speed [km/h]	64.6	65.2	63.0	61.5	63.0	64.8	66.4	63.9						
Avg. Dist. to Rail [m]	14.4	4.6	5.3	4.3	3.5	4.5	6.4	4.6						
Avg. Stride Freq. [Hz]	2.2	2.4	2.3	2.2	2.2	2.3	2.4	2.3						
Avg. Stride Length [m]	6.4	7.5	7.5	7.4	7.5	7.6	7.5	7.2						



- [] Ranking at each section and finish
- .-.- No data available at this section
- NA No data available



Horse/Jockey Name	Venditit
Final Rank	4
Fastest Section Time (Section)	0:11.00 (1400m)
Top Speed [km/h] (Section)	66.7 (400m)
Race State	Finished



Eagle Farm QLD Professional
Race 2: GIRLS DAY OUT ON SALE NOW BENCHMARK 70
Handicap - 1600m

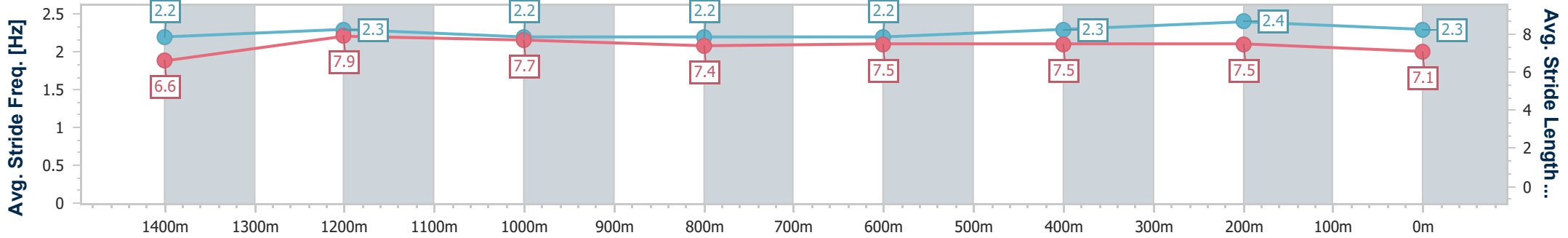
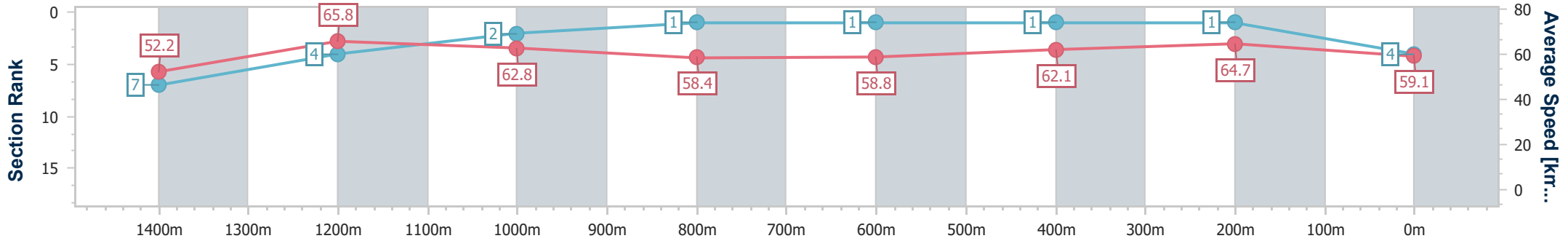
23 December 2023 - 12:48

Track Rating: Good 4, Weather: Fine, Rail Position: +4m Entire



BRISBANE
RACING CLUB

Section	Overall	1400m	1200m	1000m	800m	600m	400m	200m
Section Times	1:36.42 [4] (0:13.83)	1:22.59 [7] (0:11.00)	1:11.59 [4] (0:11.48)	1:00.11 [2] (0:12.56)	0:47.55 [1] (0:12.47)	0:35.08 [1] (0:11.76)	0:23.32 [1] (0:11.17)	0:12.15 [1] (0:12.15)
Average Speed [km/h]	52.2	65.8	62.8	58.4	58.8	62.1	64.7	59.1
Top Speed [km/h]	66.4	66.6	65.1	61.3	59.7	65.2	66.7	62.6
Avg. Dist. to Rail [m]	11.0	5.5	4.2	3.7	4.5	2.8	3.8	3.0
Avg. Stride Freq. [Hz]	2.2	2.3	2.2	2.2	2.2	2.3	2.4	2.3
Avg. Stride Length [m]	6.6	7.9	7.7	7.4	7.5	7.5	7.5	7.1



- [] Ranking at each section and finish
- .-.- No data available at this section
- NA No data available



Horse/Jockey Name	Thunder Mania
Final Rank	5
Fastest Section Time (Section)	0:11.04 (400m)
Top Speed [km/h] (Section)	65.9 (400m)
Race State	Finished



Eagle Farm QLD Professional
Race 2: GIRLS DAY OUT ON SALE NOW BENCHMARK 70
Handicap - 1600m

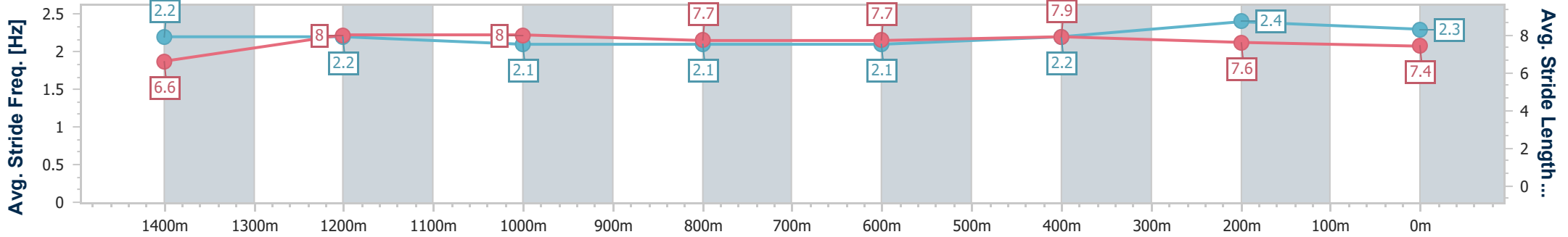
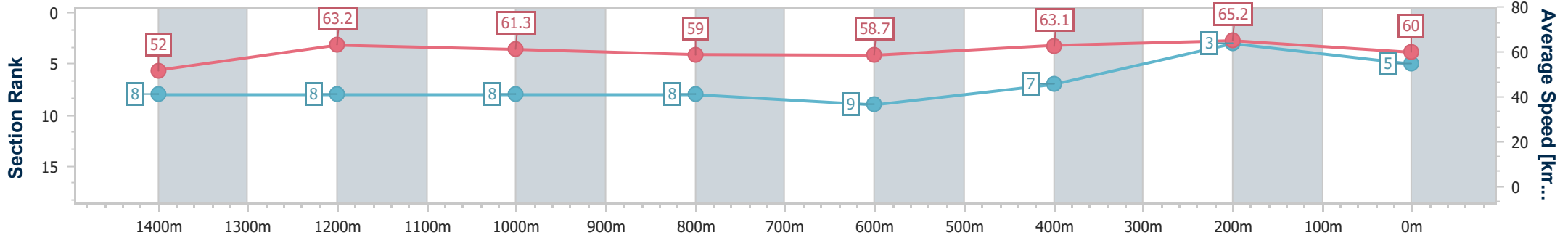
23 December 2023 - 12:48

Track Rating: Good 4, Weather: Fine, Rail Position: +4m Entire



BRISBANE
RACING CLUB

Section	Overall	1400m	1200m	1000m	800m	600m	400m	200m
Section Times	1:36.43 [5] (0:13.89)	1:22.54 [8] (0:11.43)	1:11.11 [8] (0:11.80)	0:59.31 [8] (0:12.37)	0:46.94 [8] (0:12.39)	0:34.55 [9] (0:11.56)	0:22.99 [7] (0:11.04)	0:11.95 [3] (0:11.95)
Average Speed [km/h]	52.0	63.2	61.3	59.0	58.7	63.1	65.2	60.0
Top Speed [km/h]	63.7	64.1	63.0	60.3	60.1	65.5	65.9	63.6
Avg. Dist. to Rail [m]	8.7	4.0	3.5	2.6	2.9	2.2	2.6	3.0
Avg. Stride Freq. [Hz]	2.2	2.2	2.1	2.1	2.1	2.2	2.4	2.3
Avg. Stride Length [m]	6.6	8.0	8.0	7.7	7.7	7.9	7.6	7.4



- [] Ranking at each section and finish
- .-.- No data available at this section
- NA No data available



Horse/Jockey Name	Guts 'N' Glory
Final Rank	6
Fastest Section Time (Section)	0:11.11 (400m)
Top Speed [km/h] (Section)	66.1 (400m)
Race State	Finished

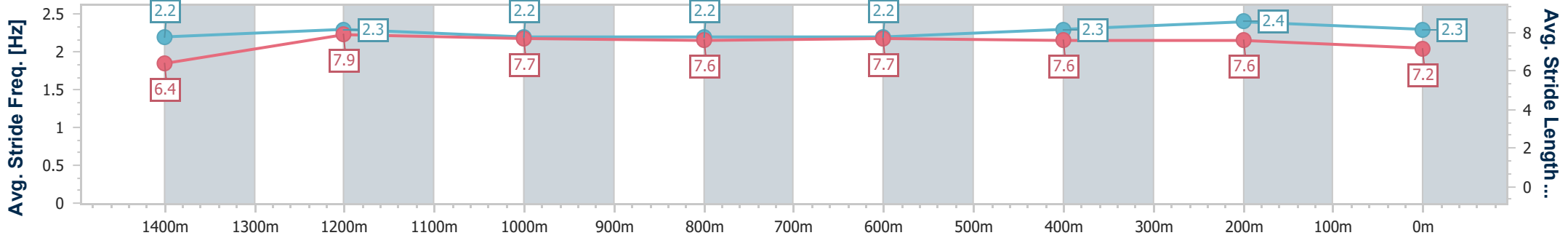
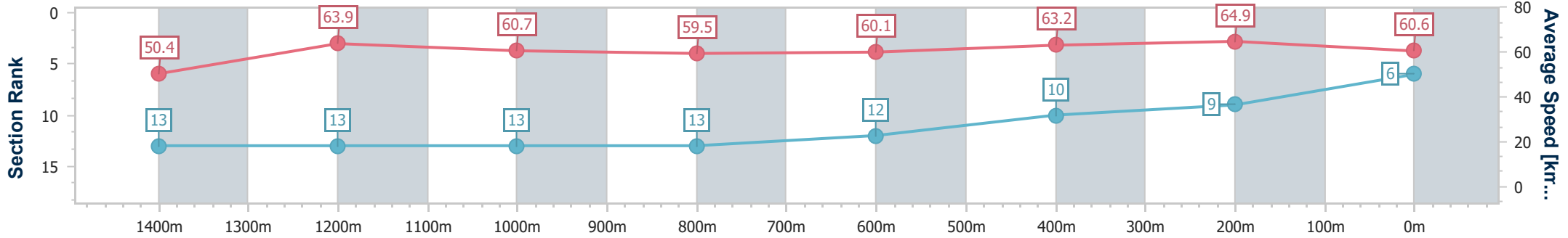


Eagle Farm QLD Professional
 Race 2: GIRLS DAY OUT ON SALE NOW BENCHMARK 70
 Handicap - 1600m
 23 December 2023 - 12:48
 Track Rating: Good 4, Weather: Fine, Rail Position: +4m Entire



BRISBANE
 RACING CLUB

Section	Overall	1400m	1200m	1000m	800m	600m	400m	200m
Section Times	1:36.58 [6] (0:14.35)	1:22.23 [13] (0:11.31)	1:10.92 [13] (0:11.89)	0:59.03 [13] (0:12.30)	0:46.73 [13] (0:12.18)	0:34.55 [12] (0:11.56)	0:22.99 [10] (0:11.11)	0:11.88 [9] (0:11.88)
Average Speed [km/h]	50.4	63.9	60.7	59.5	60.1	63.2	64.9	60.6
Top Speed [km/h]	62.2	65.1	62.8	60.4	62.2	64.5	66.1	63.3
Avg. Dist. to Rail [m]	10.7	2.8	3.3	3.5	3.2	3.4	8.5	10.0
Avg. Stride Freq. [Hz]	2.2	2.3	2.2	2.2	2.2	2.3	2.4	2.3
Avg. Stride Length [m]	6.4	7.9	7.7	7.6	7.7	7.6	7.6	7.2



- [] Ranking at each section and finish
- .-.- No data available at this section
- NA No data available



Horse/Jockey Name	Tuhinga
Final Rank	7
Fastest Section Time (Section)	0:10.95 (400m)
Top Speed [km/h] (Section)	67.4 (400m)
Race State	Finished



Eagle Farm QLD Professional
Race 2: GIRLS DAY OUT ON SALE NOW BENCHMARK 70
Handicap - 1600m

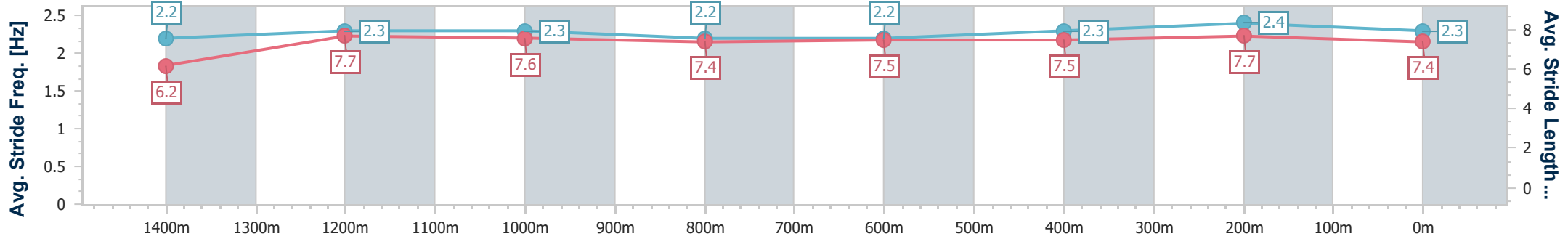
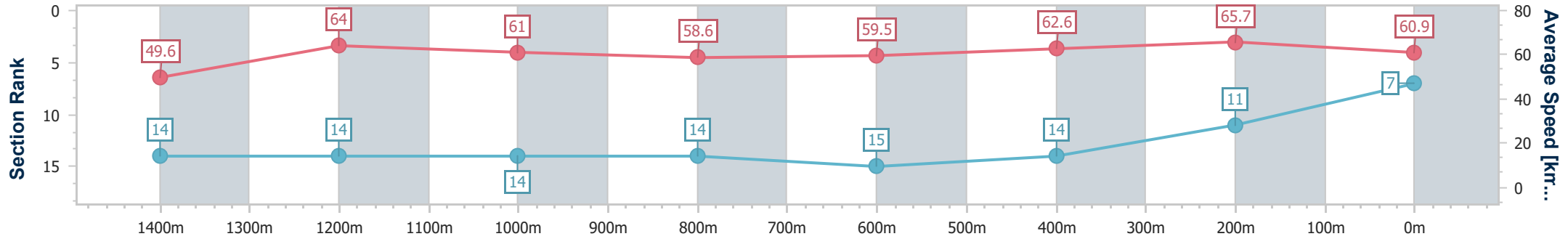
23 December 2023 - 12:48

Track Rating: Good 4, Weather: Fine, Rail Position: +4m Entire



BRISBANE
RACING CLUB

Section	Overall	1400m	1200m	1000m	800m	600m	400m	200m
Section Times	1:36.59 [7] (0:14.63)	1:21.96 [14] (0:11.27)	1:10.69 [14] (0:11.79)	0:58.90 [14] (0:12.38)	0:46.52 [14] (0:12.19)	0:34.33 [15] (0:11.54)	0:22.79 [14] (0:10.95)	0:11.84 [11] (0:11.84)
Average Speed [km/h]	49.6	64.0	61.0	58.6	59.5	62.6	65.7	60.9
Top Speed [km/h]	63.7	64.7	64.0	59.9	61.3	65.1	67.4	64.6
Avg. Dist. to Rail [m]	10.8	1.8	2.4	1.7	0.8	1.0	3.7	3.5
Avg. Stride Freq. [Hz]	2.2	2.3	2.3	2.2	2.2	2.3	2.4	2.3
Avg. Stride Length [m]	6.2	7.7	7.6	7.4	7.5	7.5	7.7	7.4



- [] Ranking at each section and finish
- .-.- No data available at this section
- NA No data available



Horse/Jockey Name	Diacio
Final Rank	8
Fastest Section Time (Section)	0:11.16 (400m)
Top Speed [km/h] (Section)	66.8 (400m)
Race State	Finished



Eagle Farm QLD Professional
Race 2: GIRLS DAY OUT ON SALE NOW BENCHMARK 70
Handicap - 1600m

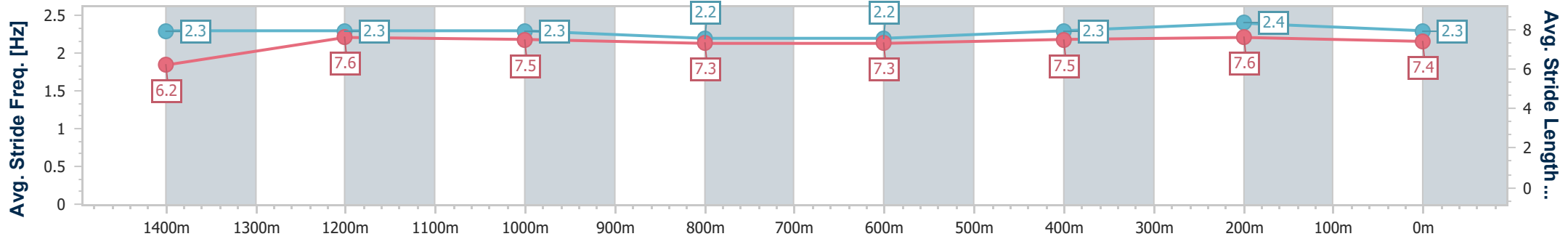
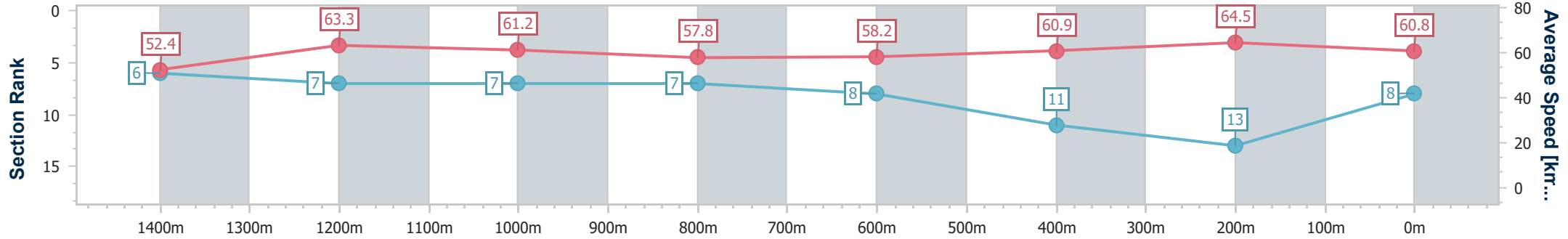
23 December 2023 - 12:48

Track Rating: Good 4, Weather: Fine, Rail Position: +4m Entire



BRISBANE
RACING CLUB

Section	Overall	1400m	1200m	1000m	800m	600m	400m	200m
Section Times	1:36.63 [8] (0:13.77)	1:22.86 [6] (0:11.36)	1:11.50 [7] (0:11.83)	0:59.67 [7] (0:12.47)	0:47.20 [7] (0:12.44)	0:34.76 [8] (0:11.78)	0:22.98 [11] (0:11.16)	0:11.82 [13] (0:11.82)
Average Speed [km/h]	52.4	63.3	61.2	57.8	58.2	60.9	64.5	60.8
Top Speed [km/h]	63.4	64.5	63.2	59.8	59.1	65.7	66.8	64.5
Avg. Dist. to Rail [m]	5.6	1.7	1.8	1.0	0.7	0.9	0.4	0.2
Avg. Stride Freq. [Hz]	2.3	2.3	2.3	2.2	2.2	2.3	2.4	2.3
Avg. Stride Length [m]	6.2	7.6	7.5	7.3	7.3	7.5	7.6	7.4



- [] Ranking at each section and finish
- .-.- No data available at this section
- NA No data available



Horse/Jockey Name	Tyresa
Final Rank	9
Fastest Section Time (Section)	0:11.35 (400m)
Top Speed [km/h] (Section)	66.1 (Overall)
Race State	Finished



Eagle Farm QLD Professional
Race 2: GIRLS DAY OUT ON SALE NOW BENCHMARK 70
Handicap - 1600m

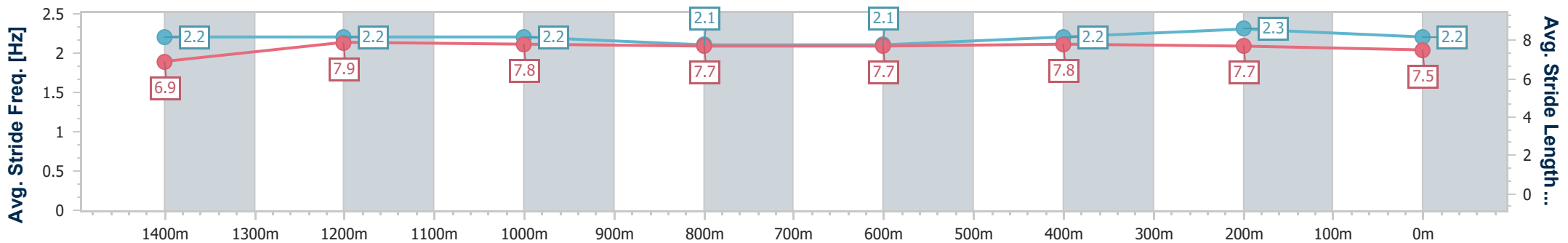
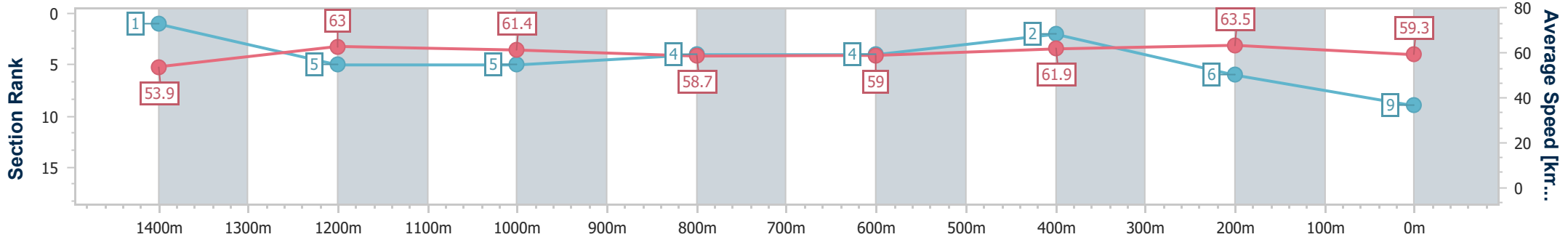
23 December 2023 - 12:48

Track Rating: Good 4, Weather: Fine, Rail Position: +4m Entire



BRISBANE
RACING CLUB

Section	Overall	1400m	1200m	1000m	800m	600m	400m	200m
Section Times	1:36.68 [9] (0:13.42)	1:23.26 [1] (0:11.47)	1:11.79 [5] (0:11.74)	1:00.05 [5] (0:12.46)	0:47.59 [4] (0:12.35)	0:35.24 [4] (0:11.75)	0:23.49 [2] (0:11.35)	0:12.14 [6] (0:12.14)
Average Speed [km/h]	53.9	63.0	61.4	58.7	59.0	61.9	63.5	59.3
Top Speed [km/h]	66.1	65.9	62.1	60.4	60.1	64.4	65.0	62.5
Avg. Dist. to Rail [m]	10.3	2.8	3.2	3.7	2.9	1.6	2.8	1.7
Avg. Stride Freq. [Hz]	2.2	2.2	2.2	2.1	2.1	2.2	2.3	2.2
Avg. Stride Length [m]	6.9	7.9	7.8	7.7	7.7	7.8	7.7	7.5



- [] Ranking at each section and finish
- .-.- No data available at this section
- NA No data available



Horse/Jockey Name	Patmos Island
Final Rank	10
Fastest Section Time (Section)	0:11.12 (1400m)
Top Speed [km/h] (Section)	66.9 (1400m)
Race State	Finished

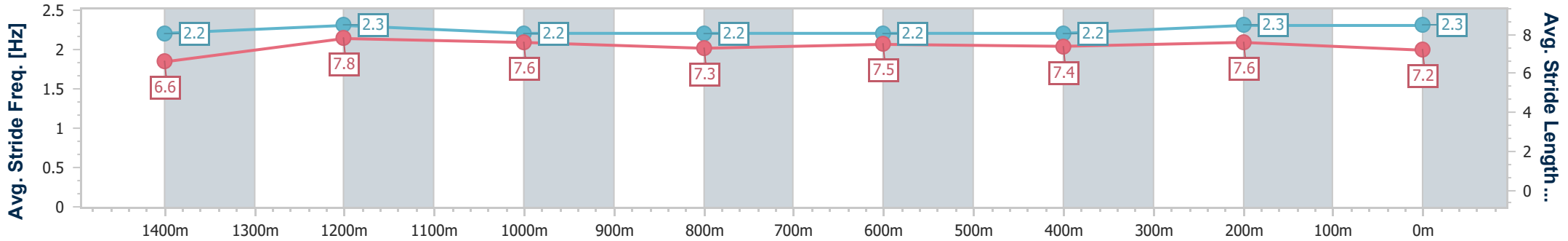
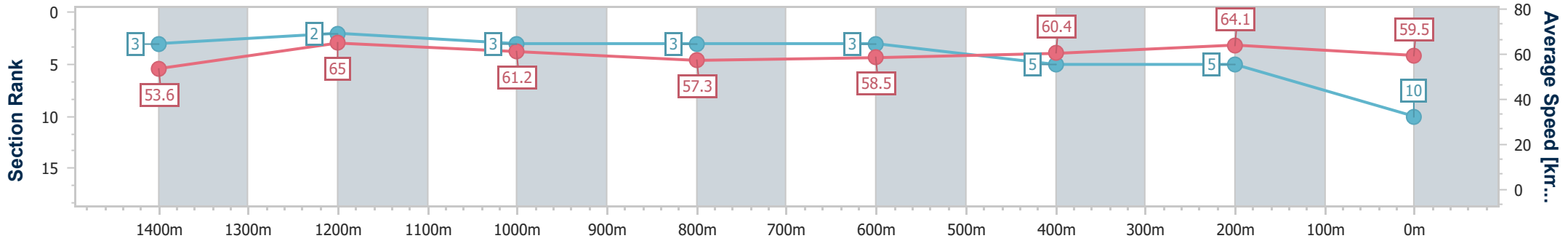


Eagle Farm QLD Professional
 Race 2: GIRLS DAY OUT ON SALE NOW BENCHMARK 70
 Handicap - 1600m
 23 December 2023 - 12:48
 Track Rating: Good 4, Weather: Fine, Rail Position: +4m Entire



BRISBANE
 RACING CLUB

Section	Overall	1400m	1200m	1000m	800m	600m	400m	200m
Section Times	1:36.70 [10] (0:13.47)	1:23.23 [3] (0:11.12)	1:12.11 [2] (0:11.78)	1:00.33 [3] (0:12.65)	0:47.68 [3] (0:12.39)	0:35.29 [3] (0:11.94)	0:23.35 [5] (0:11.19)	0:12.16 [5] (0:12.16)
Average Speed [km/h]	53.6	65.0	61.2	57.3	58.5	60.4	64.1	59.5
Top Speed [km/h]	66.6	66.9	62.8	58.6	59.2	65.3	66.1	62.6
Avg. Dist. to Rail [m]	11.7	2.5	1.6	1.5	1.2	0.3	0.6	1.6
Avg. Stride Freq. [Hz]	2.2	2.3	2.2	2.2	2.2	2.2	2.3	2.3
Avg. Stride Length [m]	6.6	7.8	7.6	7.3	7.5	7.4	7.6	7.2



- [] Ranking at each section and finish
- .-.- No data available at this section
- NA No data available



Horse/Jockey Name	Jubai Pride
Final Rank	11
Fastest Section Time (Section)	0:11.02 (400m)
Top Speed [km/h] (Section)	66.4 (600m)
Race State	Finished

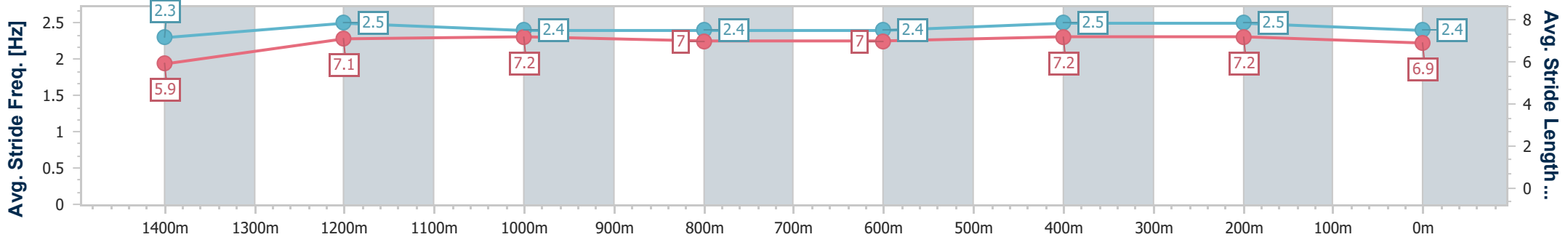
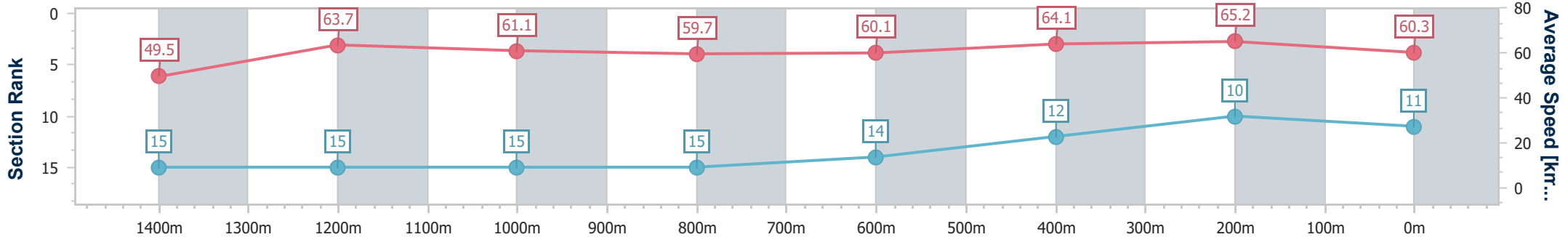


Eagle Farm QLD Professional
 Race 2: GIRLS DAY OUT ON SALE NOW BENCHMARK 70
 Handicap - 1600m
 23 December 2023 - 12:48
 Track Rating: Good 4, Weather: Fine, Rail Position: +4m Entire



BRISBANE
 RACING CLUB

Section	Overall	1400m	1200m	1000m	800m	600m	400m	200m
Section Times	1:36.71 [11] (0:14.66)	1:22.05 [15] (0:11.30)	1:10.75 [15] (0:11.83)	0:58.92 [15] (0:12.30)	0:46.62 [15] (0:12.15)	0:34.47 [14] (0:11.47)	0:23.00 [12] (0:11.02)	0:11.98 [10] (0:11.98)
Average Speed [km/h]	49.5	63.7	61.1	59.7	60.1	64.1	65.2	60.3
Top Speed [km/h]	63.6	65.3	63.9	60.4	61.5	66.4	66.4	63.0
Avg. Dist. to Rail [m]	11.5	3.4	3.7	3.6	2.9	4.1	11.0	10.9
Avg. Stride Freq. [Hz]	2.3	2.5	2.4	2.4	2.4	2.5	2.5	2.4
Avg. Stride Length [m]	5.9	7.1	7.2	7.0	7.0	7.2	7.2	6.9



- [] Ranking at each section and finish
- .-.- No data available at this section
- NA No data available



Horse/Jockey Name	Disputed River
Final Rank	12
Fastest Section Time (Section)	0:11.10 (400m)
Top Speed [km/h] (Section)	66.4 (400m)
Race State	Finished

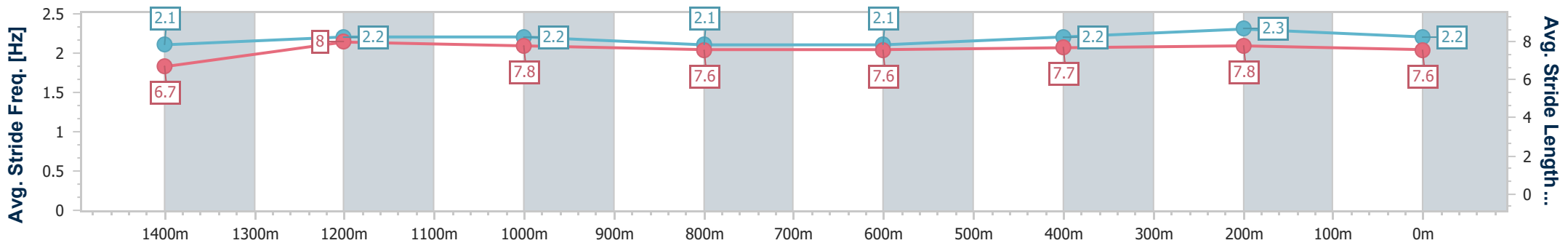
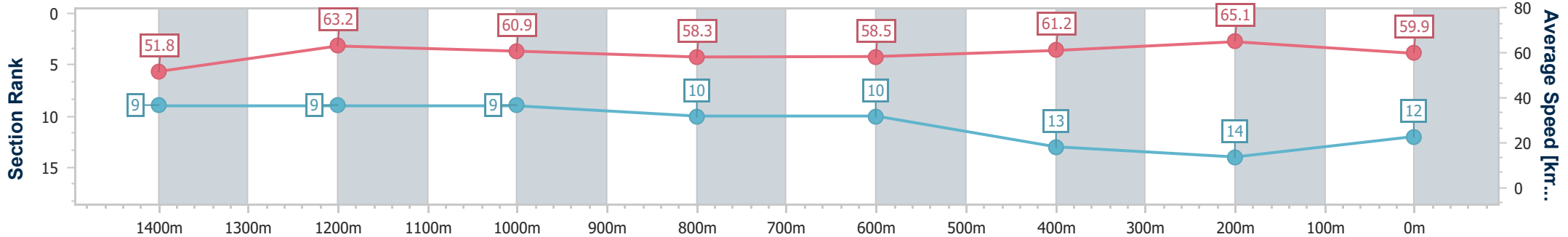


Eagle Farm QLD Professional
 Race 2: GIRLS DAY OUT ON SALE NOW BENCHMARK 70
 Handicap - 1600m
 23 December 2023 - 12:48
 Track Rating: Good 4, Weather: Fine, Rail Position: +4m Entire



BRISBANE
 RACING CLUB

Section	Overall	1400m	1200m	1000m	800m	600m	400m	200m
Section Times	1:36.84 [12] (0:13.96)	1:22.88 [9] (0:11.37)	1:11.51 [9] (0:11.83)	0:59.68 [9] (0:12.46)	0:47.22 [10] (0:12.36)	0:34.86 [10] (0:11.80)	0:23.06 [13] (0:11.10)	0:11.96 [14] (0:11.96)
Average Speed [km/h]	51.8	63.2	60.9	58.3	58.5	61.2	65.1	59.9
Top Speed [km/h]	64.4	64.8	62.5	59.5	59.8	64.7	66.4	63.0
Avg. Dist. to Rail [m]	6.3	1.6	2.2	1.4	1.0	1.0	2.3	2.8
Avg. Stride Freq. [Hz]	2.1	2.2	2.2	2.1	2.1	2.2	2.3	2.2
Avg. Stride Length [m]	6.7	8.0	7.8	7.6	7.6	7.7	7.8	7.6



- [] Ranking at each section and finish
- .-.- No data available at this section
- NA No data available



Horse/Jockey Name	Ultimate Outcome
Final Rank	13
Fastest Section Time (Section)	0:11.07 (400m)
Top Speed [km/h] (Section)	65.7 (400m)
Race State	Finished

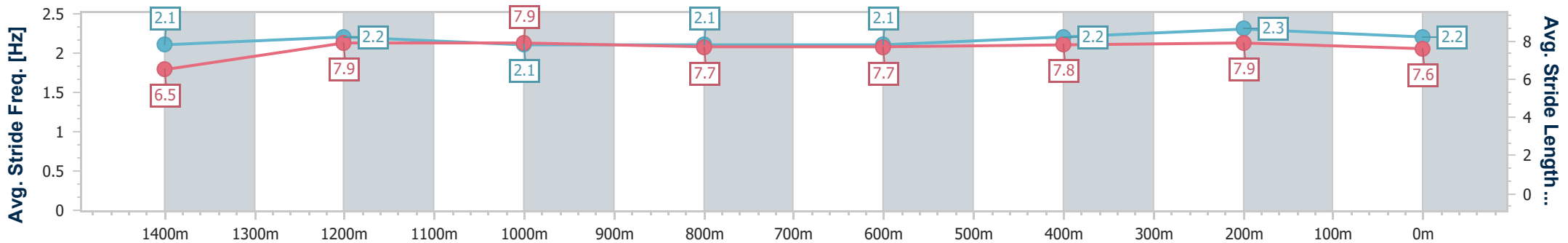
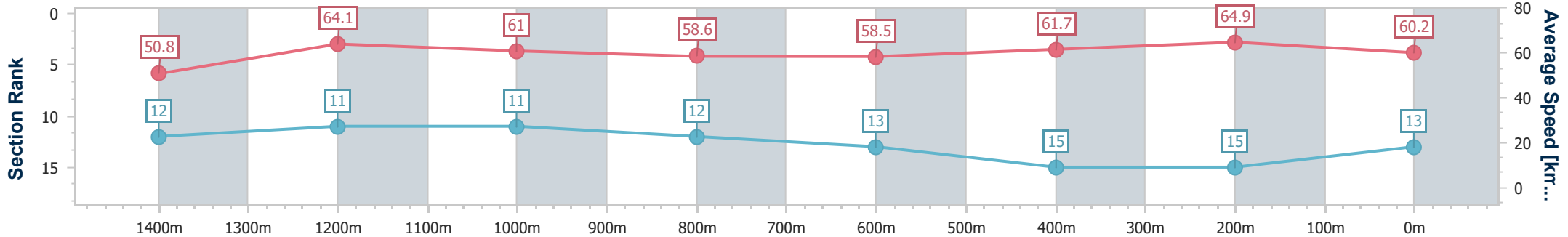


Eagle Farm QLD Professional
 Race 2: GIRLS DAY OUT ON SALE NOW BENCHMARK 70
 Handicap - 1600m
 23 December 2023 - 12:48
 Track Rating: Good 4, Weather: Fine, Rail Position: +4m Entire



BRISBANE
 RACING CLUB

Section	Overall	1400m	1200m	1000m	800m	600m	400m	200m
Section Times	1:36.87 [13] (0:14.19)	1:22.68 [12] (0:11.24)	1:11.44 [11] (0:11.89)	0:59.55 [11] (0:12.46)	0:47.09 [12] (0:12.43)	0:34.66 [13] (0:11.63)	0:23.03 [15] (0:11.07)	0:11.96 [15] (0:11.96)
Average Speed [km/h]	50.8	64.1	61.0	58.6	58.5	61.7	64.9	60.2
Top Speed [km/h]	64.2	65.1	61.3	59.5	59.6	64.2	65.7	64.7
Avg. Dist. to Rail [m]	7.2	1.7	2.5	3.5	2.1	1.1	1.3	1.2
Avg. Stride Freq. [Hz]	2.1	2.2	2.1	2.1	2.1	2.2	2.3	2.2
Avg. Stride Length [m]	6.5	7.9	7.9	7.7	7.7	7.8	7.9	7.6



- [] Ranking at each section and finish
- .-.- No data available at this section
- NA No data available



Horse/Jockey Name	Deep Tempest
Final Rank	14
Fastest Section Time (Section)	0:11.23 (1400m)
Top Speed [km/h] (Section)	66.5 (1400m)
Race State	Finished

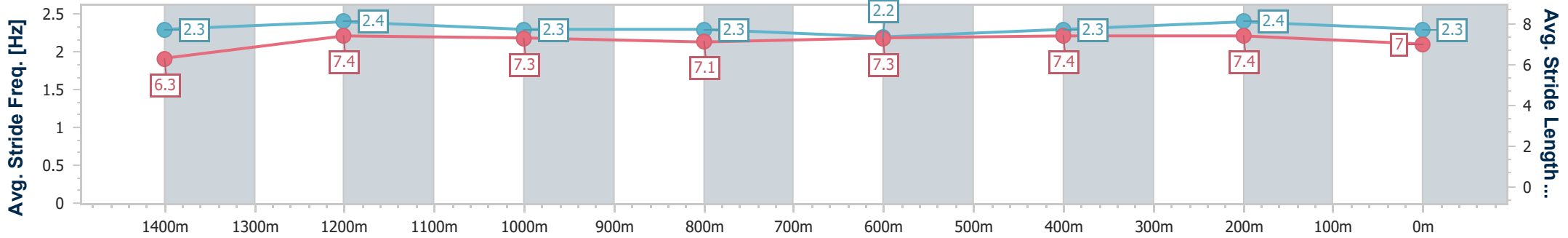
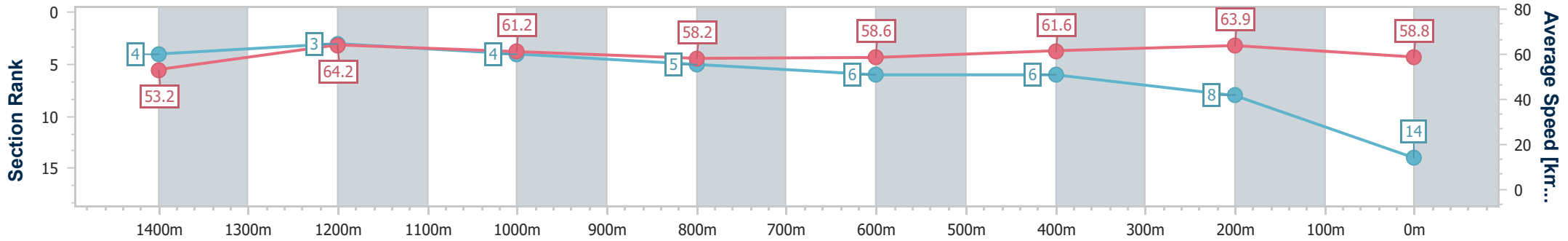


Eagle Farm QLD Professional
 Race 2: GIRLS DAY OUT ON SALE NOW BENCHMARK 70
 Handicap - 1600m
 23 December 2023 - 12:48
 Track Rating: Good 4, Weather: Fine, Rail Position: +4m Entire



BRISBANE
 RACING CLUB

Section	Overall	1400m	1200m	1000m	800m	600m	400m	200m
Section Times	1:36.89 [14] (0:13.57)	1:23.32 [4] (0:11.23)	1:12.09 [3] (0:11.78)	1:00.31 [4] (0:12.62)	0:47.69 [5] (0:12.50)	0:35.19 [6] (0:11.66)	0:23.53 [6] (0:11.31)	0:12.22 [8] (0:12.22)
Average Speed [km/h]	53.2	64.2	61.2	58.2	58.6	61.6	63.9	58.8
Top Speed [km/h]	66.0	66.5	63.4	60.0	59.2	66.0	65.9	62.2
Avg. Dist. to Rail [m]	7.3	2.7	2.1	4.0	3.1	0.5	0.6	1.1
Avg. Stride Freq. [Hz]	2.3	2.4	2.3	2.3	2.2	2.3	2.4	2.3
Avg. Stride Length [m]	6.3	7.4	7.3	7.1	7.3	7.4	7.4	7.0



- [] Ranking at each section and finish
- .-.- No data available at this section
- NA No data available



Horse/Jockey Name	Whistling Spirit
Final Rank	15
Fastest Section Time (Section)	0:11.23 (1400m)
Top Speed [km/h] (Section)	66.1 (1400m)
Race State	Finished



Eagle Farm QLD Professional
Race 2: GIRLS DAY OUT ON SALE NOW BENCHMARK 70
Handicap - 1600m

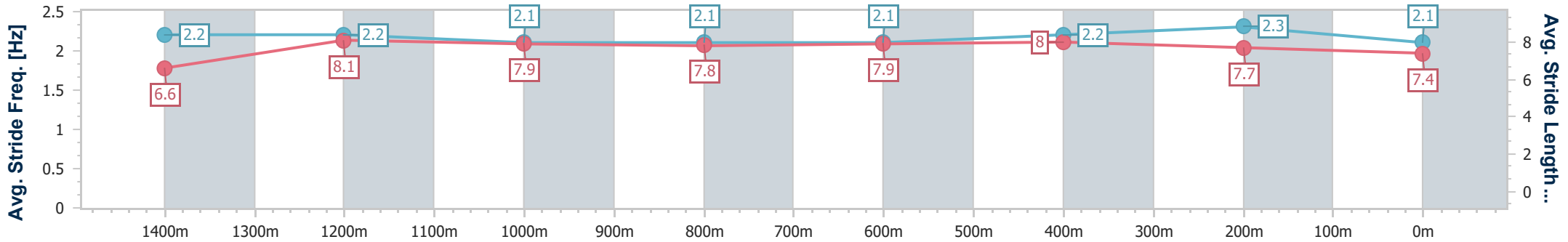
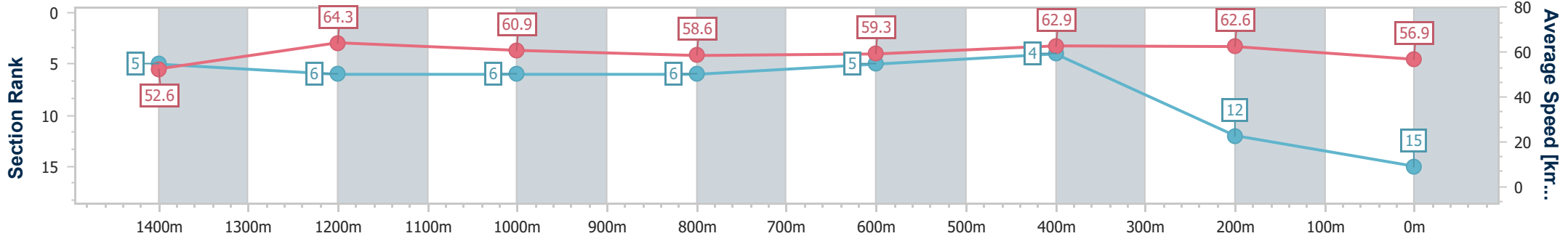
23 December 2023 - 12:48

Track Rating: Good 4, Weather: Fine, Rail Position: +4m Entire



BRISBANE
RACING CLUB

Section	Overall	1400m	1200m	1000m	800m	600m	400m	200m						
Section Times	1:37.42 [15] (0:13.74)	1:23.68 [5] (0:11.23)	1:12.45 [6] (0:11.85)	1:00.60 [6] (0:12.48)	0:48.12 [6] (0:12.32)	0:35.80 [5] (0:11.67)	0:24.13 [4] (0:11.48)	0:12.65 [12] (0:12.65)						
Average Speed [km/h]	52.6	64.3	60.9	58.6	59.3	62.9	62.6	56.9						
Top Speed [km/h]	65.4	66.1	61.6	60.2	60.7	65.0	65.0	60.7						
Avg. Dist. to Rail [m]	9.6	3.0	3.7	3.4	3.1	3.3	4.2	3.8						
Avg. Stride Freq. [Hz]	2.2	2.2	2.1	2.1	2.1	2.2	2.3	2.1						
Avg. Stride Length [m]	6.6	8.1	7.9	7.8	7.9	8.0	7.7	7.4						



- [] Ranking at each section and finish
- .-.- No data available at this section
- NA No data available