



Eagle Farm QLD Professional

Race 4: XXXX QTIS Three-Year-Old Handicap - 1000m

23 December 2023 - 13:59



BRISBANE
RACING CLUB

Track Rating: Good 4, Weather: Fine, Rail Position: +4m Entire

Section		Overall	800m	600m	400m	200m	Last 600m					
Field Times		0:56.86 (0:12.73)	0:44.13 (0:10.56)	0:33.57 (0:11.13)	0:22.44 (0:10.70)	0:11.74 (0:11.74)	0:33.57					
Rank	TAB Horse/Jockey	Barrier	Top Speed [km/h]	Fastest Section	Margin					Distance Travelled [m]		
1	6 BOSSSED UP James Orman	6	70.5 800m	0:10.52 800m	0:56.86 [1] (0:13.19)	0:43.67 [5] (0:10.52)	0:33.15 [4] (0:10.95)	0:22.20 [4] (0:10.60)	0:11.60 [2] (0:11.60)	0:56.86	0:33.15	
2	7 TOWN CRIER Bailey Wheeler	9	70.9 800m	0:10.42 800m	0:57.38 [2] (0:13.46)	0:43.92 [6] (0:10.42)	0:33.50 [6] (0:10.94)	0:22.56 [6] (0:10.79)	0:11.77 [5] (0:11.77)	3.05L	0:33.50	+0
3	3 HIGHBAR Ben Thompson	8	73.3 Overall	0:10.60 800m	0:57.41 [3] (0:12.73)	0:44.68 [1] (0:10.60)	0:34.08 [2] (0:11.09)	0:22.99 [1] (0:10.70)	0:12.29 [1] (0:12.29)	3.26L	0:34.08	+1
4	4 FEMME FATALE Cejay Graham	4	72.6 Overall	0:10.54 800m	0:57.42 [4] (0:12.75)	0:44.67 [2] (0:10.54)	0:34.13 [1] (0:11.15)	0:22.98 [2] (0:10.85)	0:12.13 [3] (0:12.13)	3.32L	0:34.13	-1
5	5 THE LUCKY ALIEN Jaden Lloyd	2	71.8 800m	0:10.50 800m	0:57.58 [5] (0:12.92)	0:44.66 [3] (0:10.50)	0:34.16 [3] (0:11.18)	0:22.98 [3] (0:10.91)	0:12.07 [4] (0:12.07)	4.25L	0:34.16	-2
6	1 MISHANI GANGSTER Marnu Potgieter	3	71.3 800m	0:10.48 800m	0:57.77 [6] (0:13.59)	0:44.18 [7] (0:10.48)	0:33.70 [7] (0:11.06)	0:22.64 [7] (0:10.83)	0:11.81 [7] (0:11.81)	5.38L	0:33.70	-3
7	8 SHE'S A ROGUE Kyle Wilson-Taylor	7	71.5 800m	0:10.56 800m	0:57.93 [7] (0:13.16)	0:44.77 [4] (0:10.56)	0:34.21 [5] (0:11.04)	0:23.17 [5] (0:10.89)	0:12.28 [6] (0:12.28)	6.28L	0:34.21	+2

Scratched: Acres Away (#2), Revitup Charlie (#10), Glass Of Rose (#9)

[] Ranking at each section and finish
 -:-:- No data available at this section
 NA No data available

SCN Saddle cloth number
 DNF Did not finish
 DNT Did not track



Horse/Jockey Name	Bossed Up
Final Rank	1
Fastest Section Time (Section)	0:10.52 (800m)
Top Speed [km/h] (Section)	70.5 (800m)
Race State	Finished



Eagle Farm QLD Professional

Race 4: XXXX QTIS Three-Year-Old Handicap - 1000m

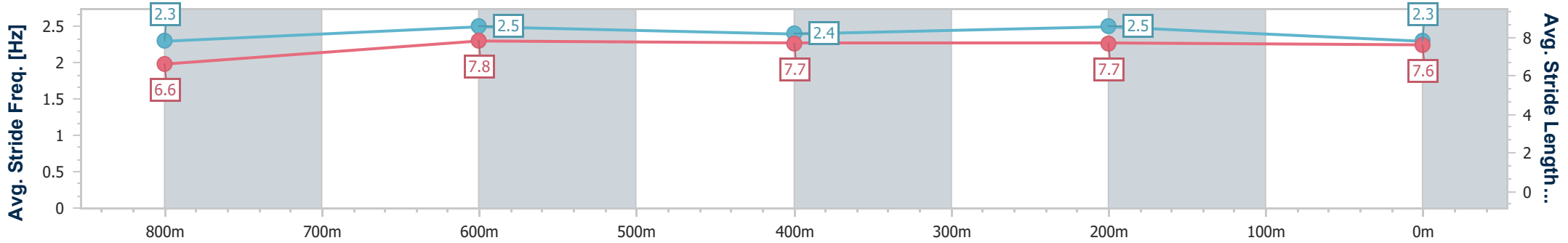
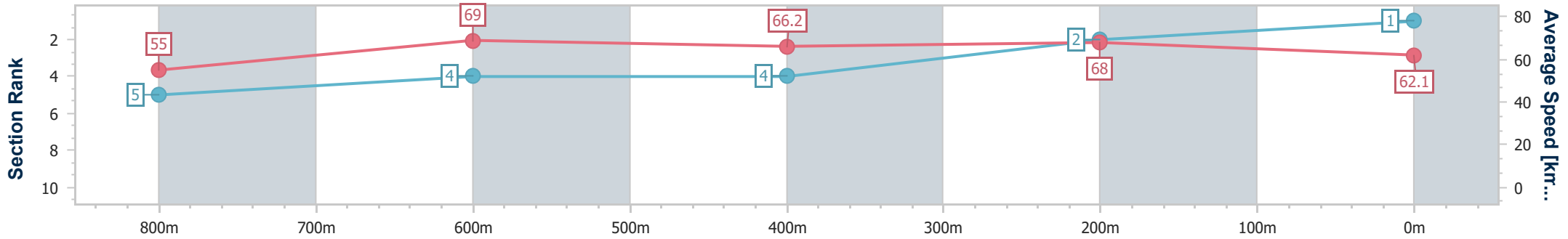
23 December 2023 - 13:59

Track Rating: Good 4, Weather: Fine, Rail Position: +4m Entire



BRISBANE RACING CLUB

Section	Overall	800m	600m	400m	200m
Section Times	0:56.86 [1] (0:13.19)	0:43.67 [5] (0:10.52)	0:33.15 [4] (0:10.95)	0:22.20 [4] (0:10.60)	0:11.60 [2] (0:11.60)
Average Speed [km/h]	55.0	69.0	66.2	68.0	62.1
Top Speed [km/h]	70.4	70.5	68.4	69.0	67.1
Avg. Dist. to Rail [m]	4.3	2.1	1.3	2.6	3.2
Avg. Stride Freq. [Hz]	2.3	2.5	2.4	2.5	2.3
Avg. Stride Length [m]	6.6	7.8	7.7	7.7	7.6



- [] Ranking at each section and finish
- .-.-.- No data available at this section
- NA No data available



Horse/Jockey Name	Town Crier
Final Rank	2
Fastest Section Time (Section)	0:10.42 (800m)
Top Speed [km/h] (Section)	70.9 (800m)
Race State	Finished



Eagle Farm QLD Professional

Race 4: XXXX QTIS Three-Year-Old Handicap - 1000m

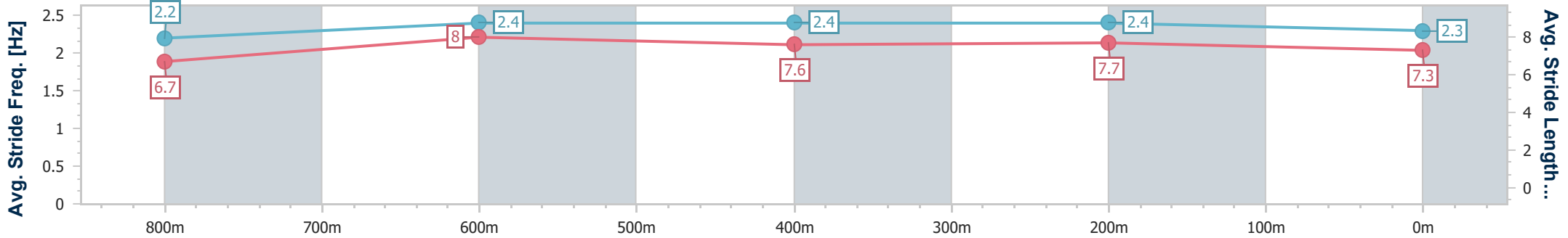
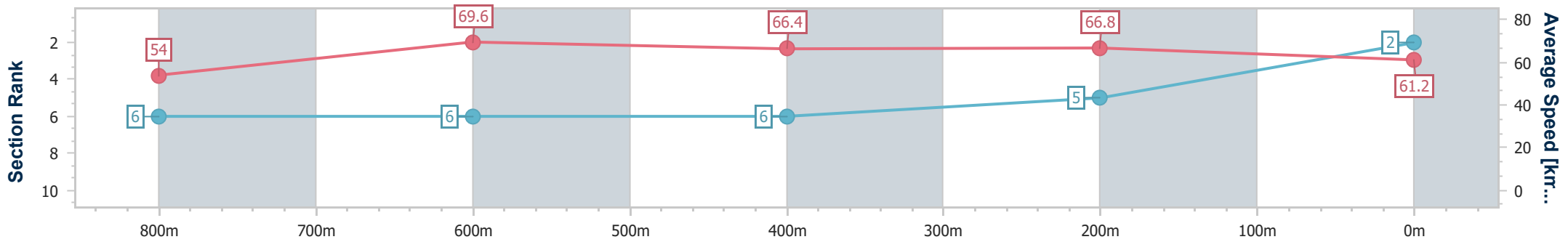
23 December 2023 - 13:59

Track Rating: Good 4, Weather: Fine, Rail Position: +4m Entire



BRISBANE RACING CLUB

Section	Overall	800m	600m	400m	200m
Section Times	0:57.38 [2] (0:13.46)	0:43.92 [6] (0:10.42)	0:33.50 [6] (0:10.94)	0:22.56 [6] (0:10.79)	0:11.77 [5] (0:11.77)
Average Speed [km/h]	54.0	69.6	66.4	66.8	61.2
Top Speed [km/h]	70.1	70.9	68.6	68.2	64.7
Avg. Dist. to Rail [m]	5.8	1.7	1.7	2.0	2.1
Avg. Stride Freq. [Hz]	2.2	2.4	2.4	2.4	2.3
Avg. Stride Length [m]	6.7	8.0	7.6	7.7	7.3



- [] Ranking at each section and finish
- .-.- No data available at this section
- NA No data available



Horse/Jockey Name	Highbar
Final Rank	3
Fastest Section Time (Section)	0:10.60 (800m)
Top Speed [km/h] (Section)	73.3 (Overall)
Race State	Finished



Eagle Farm QLD Professional

Race 4: XXXX QTIS Three-Year-Old Handicap - 1000m

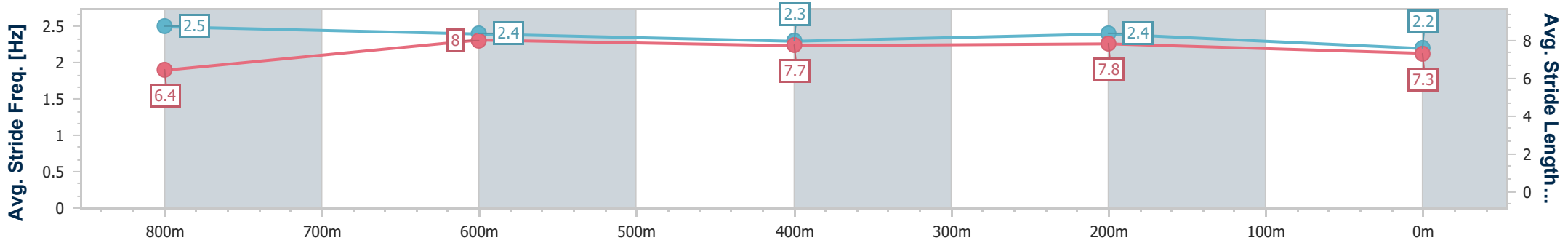
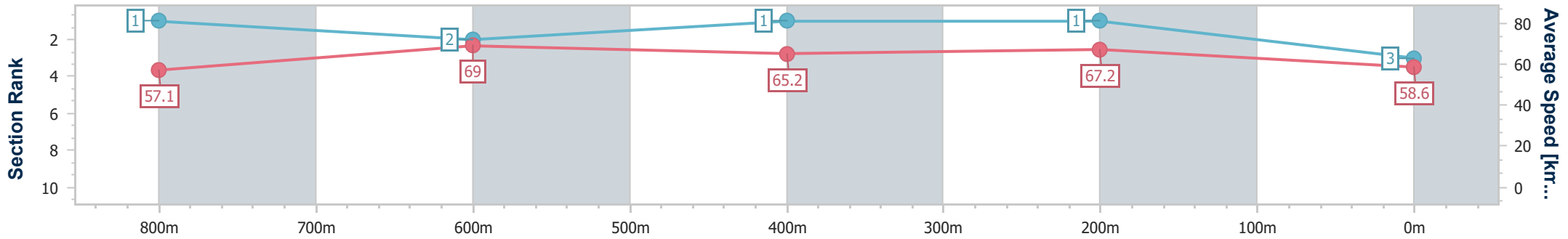
23 December 2023 - 13:59

Track Rating: Good 4, Weather: Fine, Rail Position: +4m Entire



BRISBANE RACING CLUB

Section	Overall	800m	600m	400m	200m
Section Times	0:57.41 [3] (0:12.73)	0:44.68 [1] (0:10.60)	0:34.08 [2] (0:11.09)	0:22.99 [1] (0:10.70)	0:12.29 [1] (0:12.29)
Average Speed [km/h]	57.1	69.0	65.2	67.2	58.6
Top Speed [km/h]	73.3	73.2	67.0	69.1	65.0
Avg. Dist. to Rail [m]	5.8	3.4	1.2	1.0	1.4
Avg. Stride Freq. [Hz]	2.5	2.4	2.3	2.4	2.2
Avg. Stride Length [m]	6.4	8.0	7.7	7.8	7.3



- [] Ranking at each section and finish
- .-.- No data available at this section
- NA No data available



Horse/Jockey Name	Femme Fatale
Final Rank	4
Fastest Section Time (Section)	0:10.54 (800m)
Top Speed [km/h] (Section)	72.6 (Overall)
Race State	Finished



Eagle Farm QLD Professional

Race 4: XXXX QTIS Three-Year-Old Handicap - 1000m

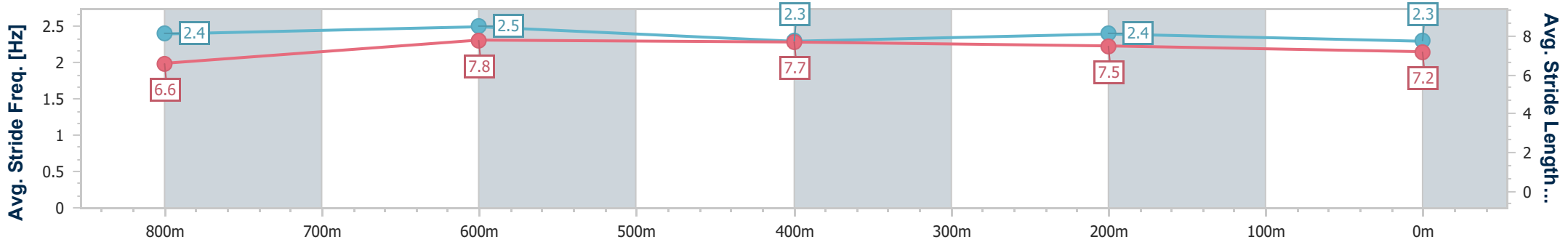
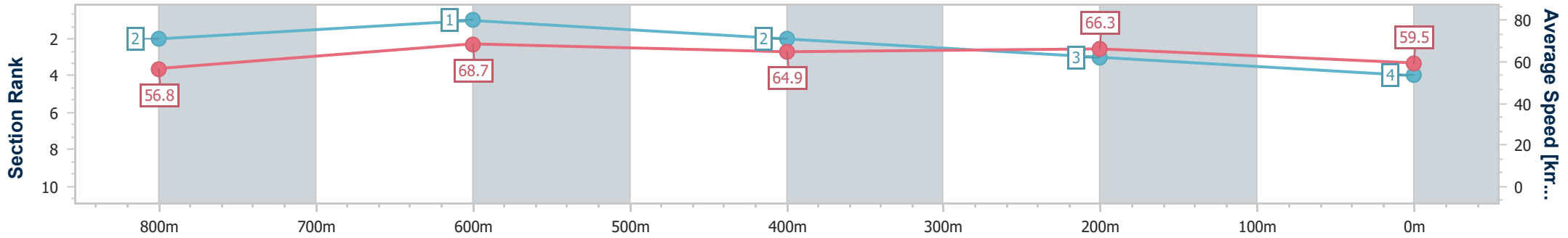
23 December 2023 - 13:59

Track Rating: Good 4, Weather: Fine, Rail Position: +4m Entire



BRISBANE RACING CLUB

Section	Overall	800m	600m	400m	200m
Section Times	0:57.42 [4] (0:12.75)	0:44.67 [2] (0:10.54)	0:34.13 [1] (0:11.15)	0:22.98 [2] (0:10.85)	0:12.13 [3] (0:12.13)
Average Speed [km/h]	56.8	68.7	64.9	66.3	59.5
Top Speed [km/h]	72.6	72.3	68.1	68.6	63.1
Avg. Dist. to Rail [m]	3.4	2.2	0.9	0.9	2.1
Avg. Stride Freq. [Hz]	2.4	2.5	2.3	2.4	2.3
Avg. Stride Length [m]	6.6	7.8	7.7	7.5	7.2



- [] Ranking at each section and finish
- .-.- No data available at this section
- NA No data available



Horse/Jockey Name	The Lucky Alien
Final Rank	5
Fastest Section Time (Section)	0:10.50 (800m)
Top Speed [km/h] (Section)	71.8 (800m)
Race State	Finished



Eagle Farm QLD Professional

Race 4: XXXX QTIS Three-Year-Old Handicap - 1000m

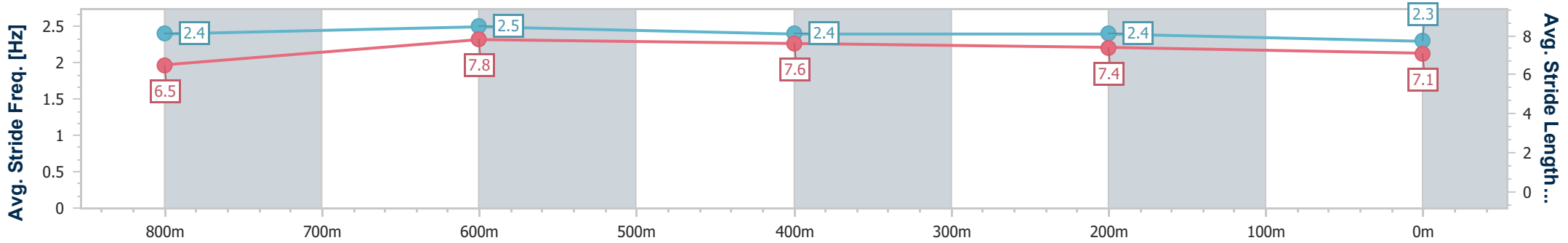
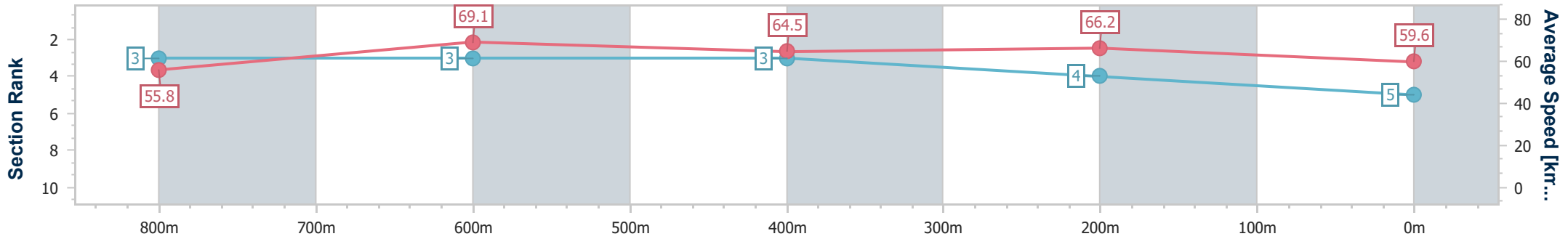
23 December 2023 - 13:59

Track Rating: Good 4, Weather: Fine, Rail Position: +4m Entire



BRISBANE RACING CLUB

Section	Overall	800m	600m	400m	200m
Section Times	0:57.58 [5] (0:12.92)	0:44.66 [3] (0:10.50)	0:34.16 [3] (0:11.18)	0:22.98 [3] (0:10.91)	0:12.07 [4] (0:12.07)
Average Speed [km/h]	55.8	69.1	64.5	66.2	59.6
Top Speed [km/h]	69.9	71.8	66.9	67.5	63.3
Avg. Dist. to Rail [m]	1.7	0.9	1.1	1.9	2.7
Avg. Stride Freq. [Hz]	2.4	2.5	2.4	2.4	2.3
Avg. Stride Length [m]	6.5	7.8	7.6	7.4	7.1



- [] Ranking at each section and finish
- .-.- No data available at this section
- NA No data available



Horse/Jockey Name	Mishani Gangster
Final Rank	6
Fastest Section Time (Section)	0:10.48 (800m)
Top Speed [km/h] (Section)	71.3 (800m)
Race State	Finished



Eagle Farm QLD Professional

Race 4: XXXX QTIS Three-Year-Old Handicap - 1000m

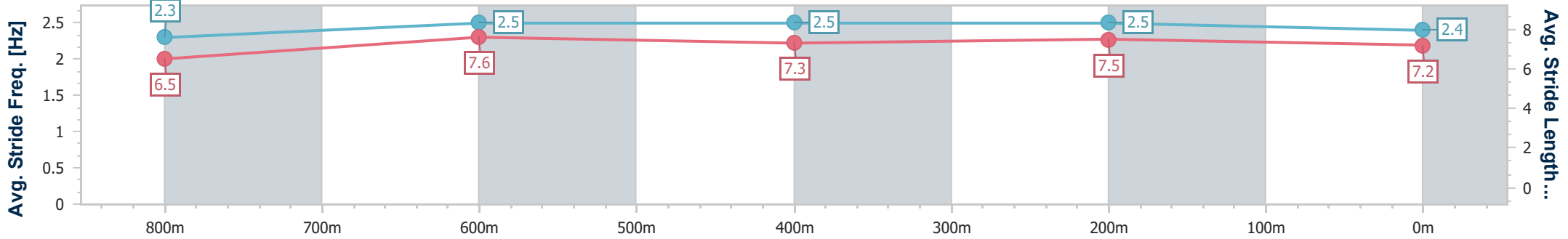
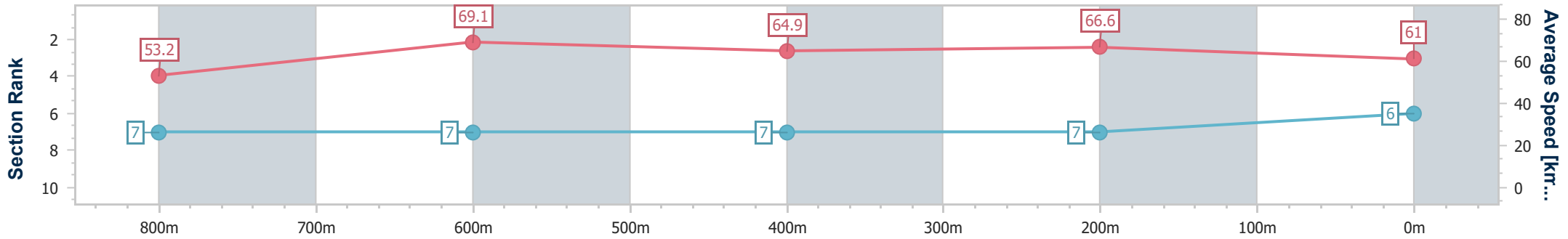
23 December 2023 - 13:59

Track Rating: Good 4, Weather: Fine, Rail Position: +4m Entire



BRISBANE RACING CLUB

Section	Overall	800m	600m	400m	200m
Section Times	0:57.77 [6] (0:13.59)	0:44.18 [7] (0:10.48)	0:33.70 [7] (0:11.06)	0:22.64 [7] (0:10.83)	0:11.81 [7] (0:11.81)
Average Speed [km/h]	53.2	69.1	64.9	66.6	61.0
Top Speed [km/h]	70.6	71.3	69.3	68.1	64.4
Avg. Dist. to Rail [m]	2.5	1.1	0.7	2.2	1.6
Avg. Stride Freq. [Hz]	2.3	2.5	2.5	2.5	2.4
Avg. Stride Length [m]	6.5	7.6	7.3	7.5	7.2



- [] Ranking at each section and finish
- .-.- No data available at this section
- NA No data available



Horse/Jockey Name	She's A Rogue
Final Rank	7
Fastest Section Time (Section)	0:10.56 (800m)
Top Speed [km/h] (Section)	71.5 (800m)
Race State	Finished



Eagle Farm QLD Professional

Race 4: XXXX QTIS Three-Year-Old Handicap - 1000m

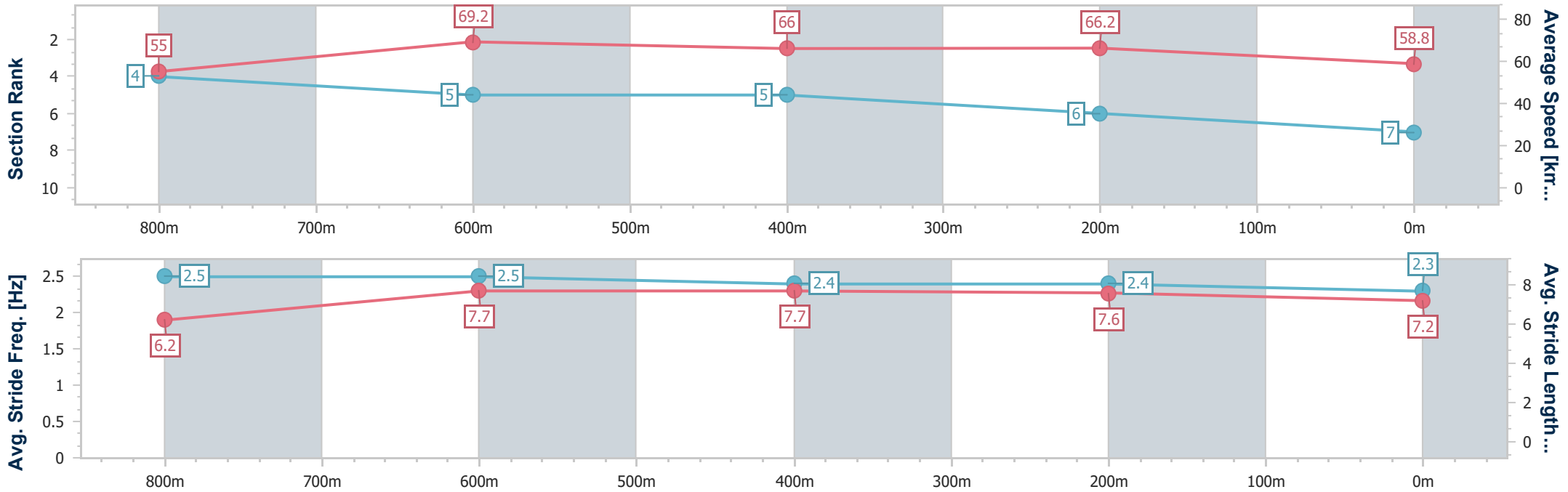
23 December 2023 - 13:59

Track Rating: Good 4, Weather: Fine, Rail Position: +4m Entire



BRISBANE RACING CLUB

Section	Overall	800m	600m	400m	200m
Section Times	0:57.93 [7] (0:13.16)	0:44.77 [4] (0:10.56)	0:34.21 [5] (0:11.04)	0:23.17 [5] (0:10.89)	0:12.28 [6] (0:12.28)
Average Speed [km/h]	55.0	69.2	66.0	66.2	58.8
Top Speed [km/h]	71.4	71.5	68.3	67.2	63.9
Avg. Dist. to Rail [m]	5.2	3.0	2.6	2.8	4.0
Avg. Stride Freq. [Hz]	2.5	2.5	2.4	2.4	2.3
Avg. Stride Length [m]	6.2	7.7	7.7	7.6	7.2



- [] Ranking at each section and finish
- .-.- No data available at this section
- NA No data available