



**Doomben QLD Professional**  
**Race 2: ANDERS 1ST YEARLINGS ON OFFER 2024 WIDDEN.COM QTIS**  
**Two-Year-Old Handicap - 1200m**  
**30 December 2023 - 12:49**



Track Rating: Soft 5, Weather: Overcast, Rail Position: +3m Entire

Section		Overall	1000m	800m	600m	400m	200m	Last 600m					
Field Times		1:11.02 (0:13.39)	0:57.63 (0:11.00)	0:46.63 (0:11.37)	0:35.26 (0:11.58)	0:23.68 (0:11.34)	0:12.34 (0:12.34)	0:35.26					
Rank	TAB Horse/Jockey	Barrier	Top Speed [km/h]	Fastest Section							Margin	Distance Travelled [m]	
1	1 <b>WOLFGANG</b> Blake Shinn	2	66.3 1000m	0:11.00 1000m	1:11.02 [1] (0:13.69)	0:57.33 [4] (0:11.00)	0:46.33 [4] (0:11.37)	0:34.96 [3] (0:11.47)	0:23.49 [3] (0:11.19)	0:12.30 [2] (0:12.30)	1:11.02	0:34.96	
2	2 <b>DEFIANT BOOM</b> James Orman	3	67.4 800m	0:11.00 1000m	1:11.15 [2] (0:13.39)	0:57.76 [1] (0:11.00)	0:46.76 [1] (0:11.37)	0:35.39 [1] (0:11.58)	0:23.81 [1] (0:11.34)	0:12.47 [1] (0:12.47)	0.77L	0:35.39	+7
3	6 <b>SPIRITED</b> Robbie Dolan	5	65.9 1000m	0:11.20 1000m	1:11.60 [3] (0:13.47)	0:58.13 [2] (0:11.20)	0:46.93 [3] (0:11.48)	0:35.45 [4] (0:11.51)	0:23.94 [4] (0:11.41)	0:12.53 [3] (0:12.53)	3.43L	0:35.45	+7
4	5 <b>SHEZA CHIQUITITA</b> Kenji Yoshida	8	66.3 1000m	0:11.06 1000m	1:11.82 [4] (0:13.83)	0:57.99 [6] (0:11.06)	0:46.93 [6] (0:11.44)	0:35.49 [7] (0:11.81)	0:23.68 [7] (0:11.44)	0:12.24 [5] (0:12.24)	4.74L	0:35.49	+11
5	4 <b>MISHANI HERCULES</b> Samantha Collett	6	68.4 1000m	0:10.83 1000m	1:12.04 [5] (0:13.60)	0:58.44 [3] (0:10.83)	0:47.61 [2] (0:11.41)	0:36.20 [2] (0:11.54)	0:24.66 [2] (0:11.77)	0:12.89 [4] (0:12.89)	6.04L	0:36.20	+6
6	8 <b>VALLEY OF OWLS</b> Ben Thompson	4	67.5 1000m	0:11.02 1000m	1:12.81 [6] (0:13.80)	0:59.01 [5] (0:11.02)	0:47.99 [5] (0:11.41)	0:36.58 [6] (0:11.69)	0:24.89 [5] (0:11.81)	0:13.08 [6] (0:13.08)	10.55L	0:36.58	+6
7	7 <b>MAGIC MADGE</b> Georgina Cartwright	1	67.5 Overall	0:11.06 1000m	1:13.77 [7] (0:13.90)	0:59.87 [7] (0:11.06)	0:48.81 [7] (0:11.25)	0:37.56 [5] (0:11.75)	0:25.81 [6] (0:12.08)	0:13.73 [7] (0:13.73)	16.21L	0:37.56	+0

Scratched: Pierant (#3)



Horse/Jockey Name	Wolfgang
Final Rank	1
Fastest Section Time (Section)	0:11.00 (1000m)
Top Speed [km/h] (Section)	66.3 (1000m)
Race State	Finished



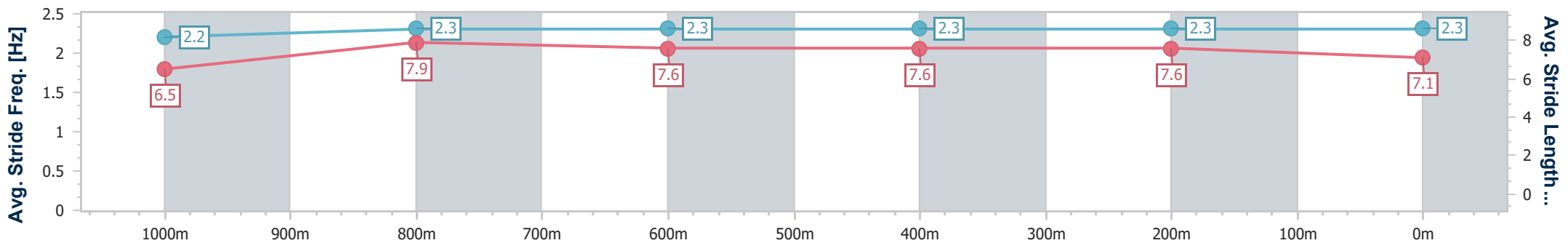
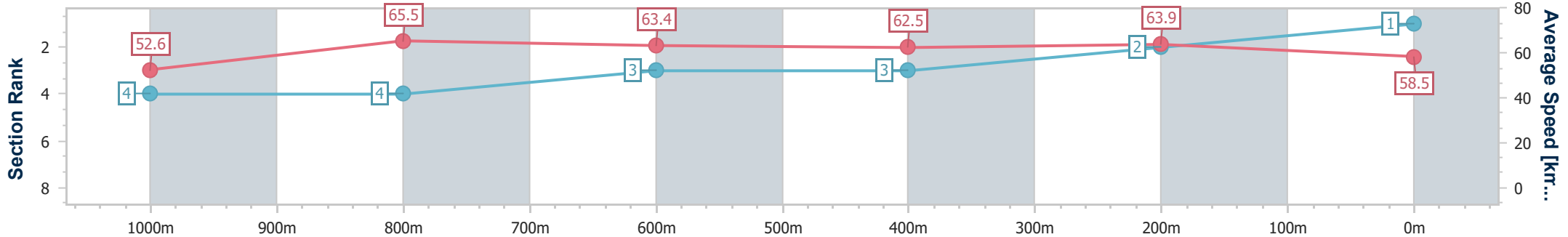
**Doomben QLD Professional**  
**Race 2: ANDERS 1ST YEARLINGS ON OFFER 2024**  
**WIDDEN.COM QTIS Two-Year-Old Handicap - 1200m**



**BRISBANE**  
 RACING CLUB

30 December 2023 - 12:49  
 Track Rating: Soft 5, Weather: Overcast, Rail Position: +3m Entire

Section	Overall	1000m	800m	600m	400m	200m
Section Times	1:11.02 [1] (0:13.69)	0:57.33 [4] (0:11.00)	0:46.33 [4] (0:11.37)	0:34.96 [3] (0:11.47)	0:23.49 [3] (0:11.19)	0:12.30 [2] (0:12.30)
Average Speed [km/h]	52.6	65.5	63.4	62.5	63.9	58.5
Top Speed [km/h]	64.5	66.3	66.2	63.5	65.4	62.4
Avg. Dist. to Rail [m]	1.1	0.5	0.7	1.3	1.7	0.7
Avg. Stride Freq. [Hz]	2.2	2.3	2.3	2.3	2.3	2.3
Avg. Stride Length [m]	6.5	7.9	7.6	7.6	7.6	7.1



- [ ] Ranking at each section and finish
- .-.- No data available at this section
- NA No data available



Horse/Jockey Name	Defiant Boom
Final Rank	2
Fastest Section Time (Section)	0:11.00 (1000m)
Top Speed [km/h] (Section)	67.4 (800m)
Race State	Finished



**Doomben QLD Professional**  
**Race 2: ANDERS 1ST YEARLINGS ON OFFER 2024**  
**WIDDEN.COM QTIS Two-Year-Old Handicap - 1200m**

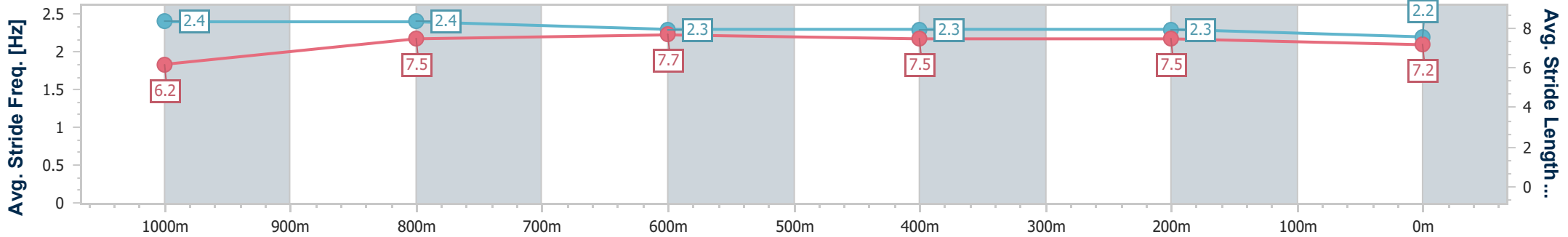
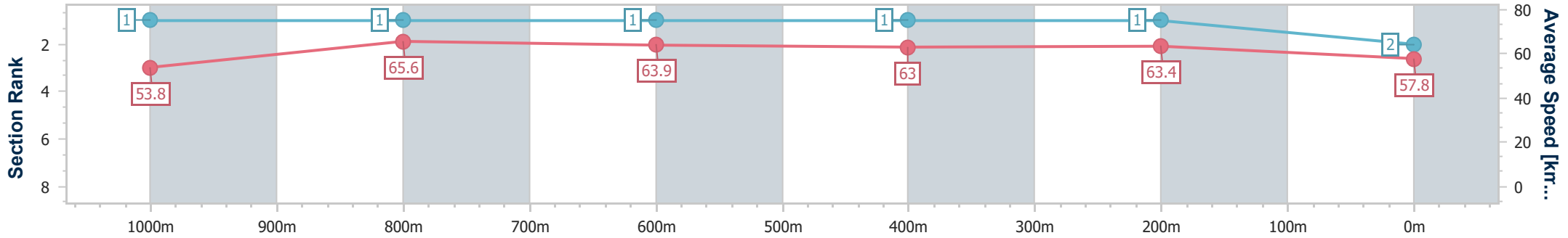
30 December 2023 - 12:49

Track Rating: Soft 5, Weather: Overcast, Rail Position: +3m Entire



BRISBANE  
RACING CLUB

Section	Overall	1000m	800m	600m	400m	200m
Section Times	1:11.15 [2] (0:13.39)	0:57.76 [1] (0:11.00)	0:46.76 [1] (0:11.37)	0:35.39 [1] (0:11.58)	0:23.81 [1] (0:11.34)	0:12.47 [1] (0:12.47)
Average Speed [km/h]	53.8	65.6	63.9	63.0	63.4	57.8
Top Speed [km/h]	65.8	66.8	67.4	64.1	64.7	61.4
Avg. Dist. to Rail [m]	1.2	0.3	2.5	1.7	1.3	1.2
Avg. Stride Freq. [Hz]	2.4	2.4	2.3	2.3	2.3	2.2
Avg. Stride Length [m]	6.2	7.5	7.7	7.5	7.5	7.2



- [ ] Ranking at each section and finish
- .-.- No data available at this section
- NA No data available



Horse/Jockey Name	Spirited
Final Rank	3
Fastest Section Time (Section)	0:11.20 (1000m)
Top Speed [km/h] (Section)	65.9 (1000m)
Race State	Finished



**Doomben QLD Professional**  
**Race 2: ANDERS 1ST YEARLINGS ON OFFER 2024**  
**WIDDEN.COM QTIS Two-Year-Old Handicap - 1200m**

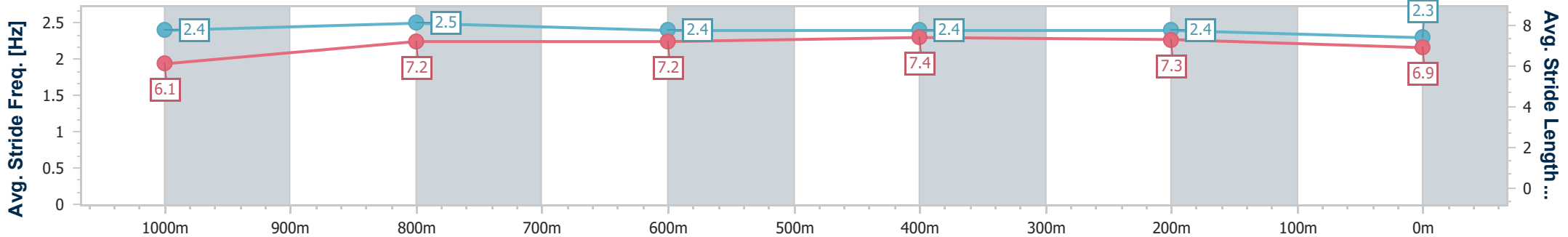
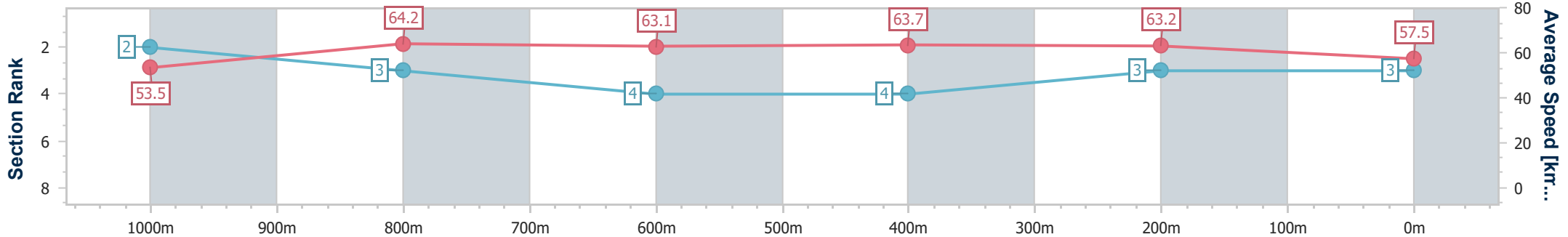
30 December 2023 - 12:49

Track Rating: Soft 5, Weather: Overcast, Rail Position: +3m Entire



BRISBANE  
RACING CLUB

Section	Overall	1000m	800m	600m	400m	200m
Section Times	1:11.60 [3] (0:13.47)	0:58.13 [2] (0:11.20)	0:46.93 [3] (0:11.48)	0:35.45 [4] (0:11.51)	0:23.94 [4] (0:11.41)	0:12.53 [3] (0:12.53)
Average Speed [km/h]	53.5	64.2	63.1	63.7	63.2	57.5
Top Speed [km/h]	64.8	65.9	65.2	65.2	65.3	62.1
Avg. Dist. to Rail [m]	2.1	0.3	1.9	2.7	1.5	0.5
Avg. Stride Freq. [Hz]	2.4	2.5	2.4	2.4	2.4	2.3
Avg. Stride Length [m]	6.1	7.2	7.2	7.4	7.3	6.9



- [ ] Ranking at each section and finish
- .-.- No data available at this section
- NA No data available



Horse/Jockey Name	Sheza Chiquitita
Final Rank	4
Fastest Section Time (Section)	0:11.06 (1000m)
Top Speed [km/h] (Section)	66.3 (1000m)
Race State	Finished



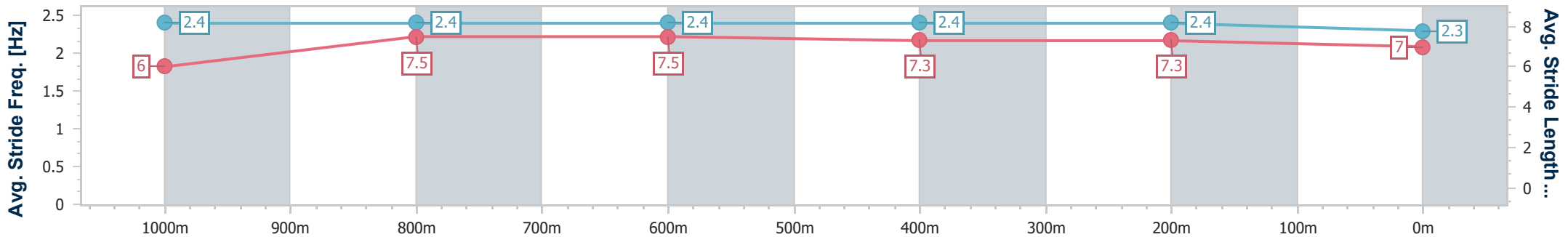
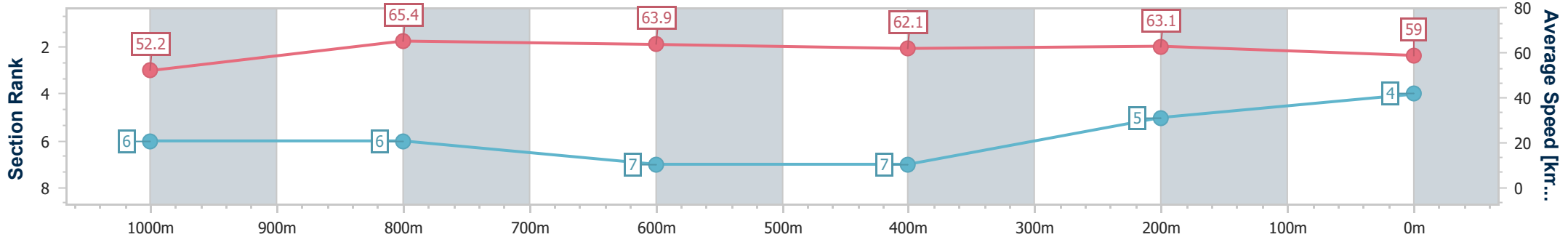
Doomben QLD Professional  
 Race 2: ANDERS 1ST YEARLINGS ON OFFER 2024  
 WIDDEN.COM QTIS Two-Year-Old Handicap - 1200m



BRISBANE  
 RACING CLUB

30 December 2023 - 12:49  
 Track Rating: Soft 5, Weather: Overcast, Rail Position: +3m Entire

Section	Overall	1000m	800m	600m	400m	200m
Section Times	1:11.82 [4] (0:13.83)	0:57.99 [6] (0:11.06)	0:46.93 [6] (0:11.44)	0:35.49 [7] (0:11.81)	0:23.68 [7] (0:11.44)	0:12.24 [5] (0:12.24)
Average Speed [km/h]	52.2	65.4	63.9	62.1	63.1	59.0
Top Speed [km/h]	64.4	66.3	65.0	63.3	64.5	62.4
Avg. Dist. to Rail [m]	5.2	2.6	3.0	2.3	4.4	1.8
Avg. Stride Freq. [Hz]	2.4	2.4	2.4	2.4	2.4	2.3
Avg. Stride Length [m]	6.0	7.5	7.5	7.3	7.3	7.0



- [ ] Ranking at each section and finish
- .-.- No data available at this section
- NA No data available



Horse/Jockey Name	Mishani Hercules
Final Rank	5
Fastest Section Time (Section)	0:10.83 (1000m)
Top Speed [km/h] (Section)	68.4 (1000m)
Race State	Finished



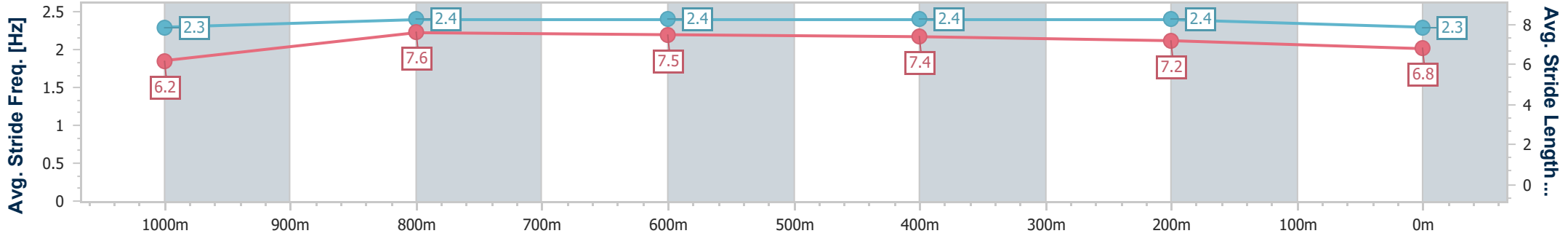
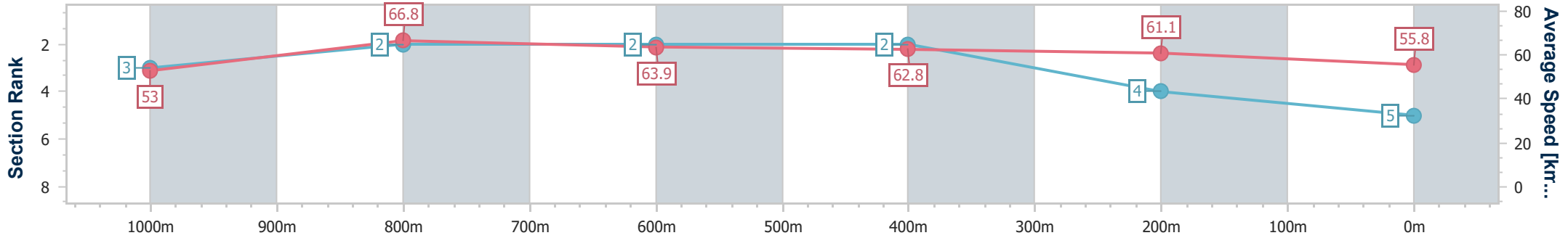
**Doomben QLD Professional**  
**Race 2: ANDERS 1ST YEARLINGS ON OFFER 2024**  
**WIDDEN.COM QTIS Two-Year-Old Handicap - 1200m**



**BRISBANE**  
 RACING CLUB

30 December 2023 - 12:49  
 Track Rating: Soft 5, Weather: Overcast, Rail Position: +3m Entire

Section	Overall	1000m	800m	600m	400m	200m
Section Times	1:12.04 [5] (0:13.60)	0:58.44 [3] (0:10.83)	0:47.61 [2] (0:11.41)	0:36.20 [2] (0:11.54)	0:24.66 [2] (0:11.77)	0:12.89 [4] (0:12.89)
Average Speed [km/h]	53.0	66.8	63.9	62.8	61.1	55.8
Top Speed [km/h]	65.9	68.4	66.0	64.2	63.1	59.0
Avg. Dist. to Rail [m]	4.0	2.5	2.4	1.1	0.7	0.8
Avg. Stride Freq. [Hz]	2.3	2.4	2.4	2.4	2.4	2.3
Avg. Stride Length [m]	6.2	7.6	7.5	7.4	7.2	6.8



- [ ] Ranking at each section and finish
- .-.- No data available at this section
- NA No data available



Horse/Jockey Name	Valley Of Owls
Final Rank	6
Fastest Section Time (Section)	0:11.02 (1000m)
Top Speed [km/h] (Section)	67.5 (1000m)
Race State	Finished



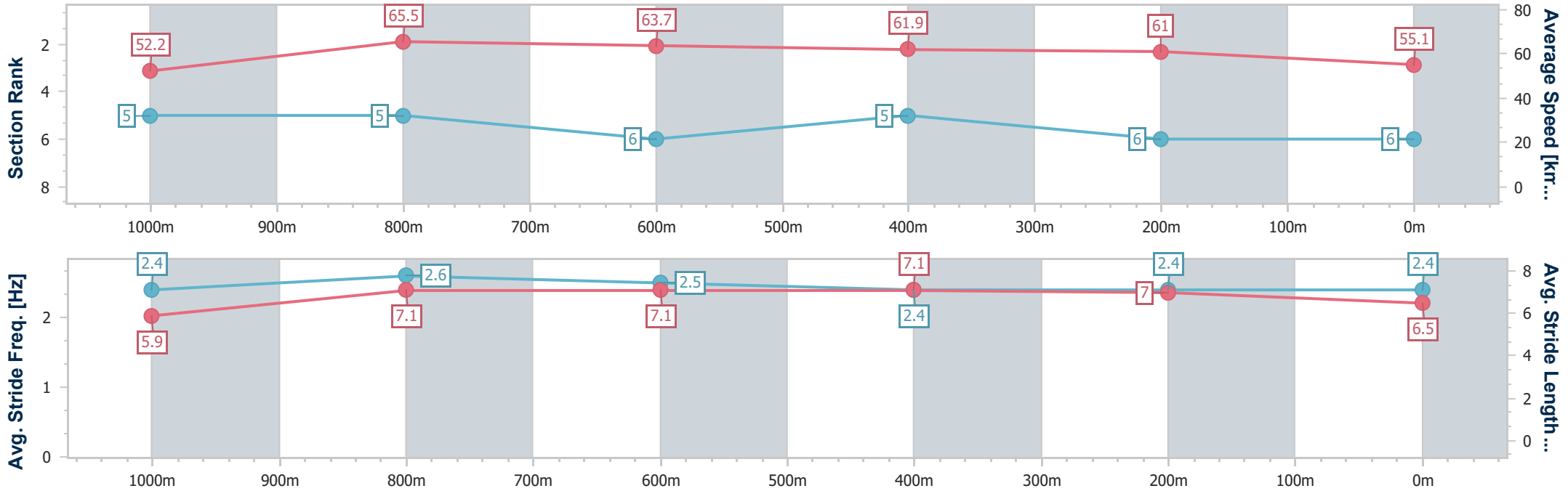
Doomben QLD Professional  
 Race 2: ANDERS 1ST YEARLINGS ON OFFER 2024  
 WIDDEN.COM QTIS Two-Year-Old Handicap - 1200m



BRISBANE  
 RACING CLUB

30 December 2023 - 12:49  
 Track Rating: Soft 5, Weather: Overcast, Rail Position: +3m Entire

Section	Overall	1000m	800m	600m	400m	200m
Section Times	1:12.81 [6] (0:13.80)	0:59.01 [5] (0:11.02)	0:47.99 [5] (0:11.41)	0:36.58 [6] (0:11.69)	0:24.89 [5] (0:11.81)	0:13.08 [6] (0:13.08)
Average Speed [km/h]	52.2	65.5	63.7	61.9	61.0	55.1
Top Speed [km/h]	65.4	67.5	65.3	62.8	62.5	58.7
Avg. Dist. to Rail [m]	2.2	1.3	1.9	0.8	2.8	4.4
Avg. Stride Freq. [Hz]	2.4	2.6	2.5	2.4	2.4	2.4
Avg. Stride Length [m]	5.9	7.1	7.1	7.1	7.0	6.5



- [ ] Ranking at each section and finish
- .-.- No data available at this section
- NA No data available



Horse/Jockey Name	Magic Madge
Final Rank	7
Fastest Section Time (Section)	0:11.06 (1000m)
Top Speed [km/h] (Section)	67.5 (Overall)
Race State	Finished



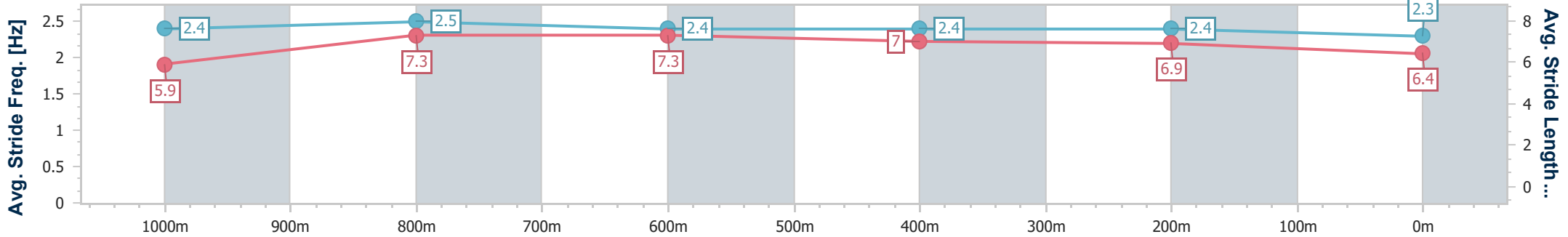
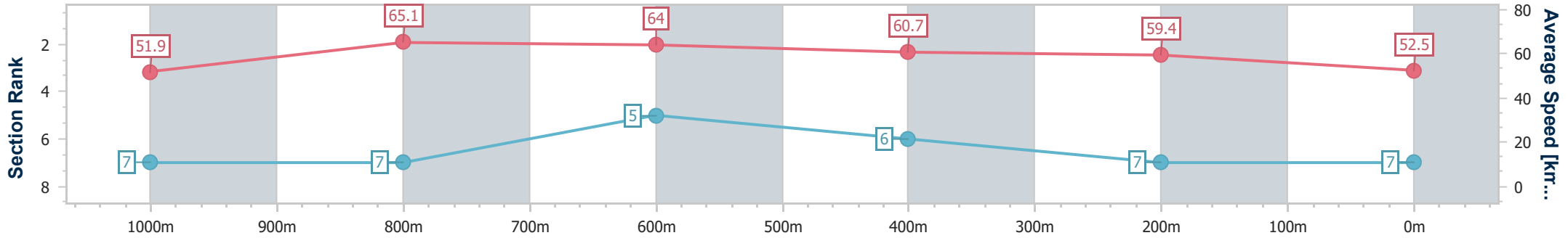
**Doomben QLD Professional**  
**Race 2: ANDERS 1ST YEARLINGS ON OFFER 2024**  
**WIDDEN.COM QTIS Two-Year-Old Handicap - 1200m**



BRISBANE  
RACING CLUB

30 December 2023 - 12:49  
 Track Rating: Soft 5, Weather: Overcast, Rail Position: +3m Entire

Section	Overall	1000m	800m	600m	400m	200m
Section Times	1:13.77 [7] (0:13.90)	0:59.87 [7] (0:11.06)	0:48.81 [7] (0:11.25)	0:37.56 [5] (0:11.75)	0:25.81 [6] (0:12.08)	0:13.73 [7] (0:13.73)
Average Speed [km/h]	51.9	65.1	64.0	60.7	59.4	52.5
Top Speed [km/h]	67.5	66.2	66.2	63.2	61.2	56.8
Avg. Dist. to Rail [m]	0.4	0.5	0.2	1.1	1.8	1.7
Avg. Stride Freq. [Hz]	2.4	2.5	2.4	2.4	2.4	2.3
Avg. Stride Length [m]	5.9	7.3	7.3	7.0	6.9	6.4



- [ ] Ranking at each section and finish
- .-.- No data available at this section
- NA No data available