



Sunshine Coast QLD Professional

Race 7: HIGGINS COATINGS Class 3 Plate - 1000m

05 January 2024 - 21:10



Track Rating: Soft 7, Weather: Fine, Rail Position: +7m

Section		Overall	800m	600m	400m	200m	Last 600m					
Field Times		0:58.78 (0:13.44)	0:45.34 (0:10.71)	0:34.63 (0:11.20)	0:23.43 (0:11.26)	0:12.17 (0:12.17)	0:34.63					
Rank	TAB Horse/Jockey	Barrier	Top Speed [km/h]	Fastest Section	Margin					Distance Travelled [m]		
1	4 INVINOVICH James Orman	5	68.4 800m	0:10.89 800m	0:58.78 [1] (0:13.71)	0:45.07 [4] (0:10.89)	0:34.18 [6] (0:11.20)	0:22.98 [5] (0:10.98)	0:12.00 [2] (0:12.00)	0:58.78	0:34.18	
2	7 RUBY CHICKS Mark Du Plessis	8	70.9 Overall	0:10.71 800m	0:58.99 [2] (0:13.44)	0:45.55 [1] (0:10.71)	0:34.84 [1] (0:11.20)	0:23.64 [1] (0:11.26)	0:12.38 [1] (0:12.38)	1L	0:34.84	-5
3	2 ORACOLO Les Tilley	4	69.3 800m	0:10.52 800m	0:59.01 [3] (0:14.21)	0:44.80 [7] (0:10.52)	0:34.28 [7] (0:11.12)	0:23.16 [7] (0:11.05)	0:12.11 [4] (0:12.11)	1.1L	0:34.28	-7
4	3 HIGH PLATEAU Damien Thornton	1	67.9 800m	0:10.68 800m	0:59.03 [4] (0:13.90)	0:45.13 [6] (0:10.68)	0:34.45 [5] (0:11.25)	0:23.20 [6] (0:11.06)	0:12.14 [3] (0:12.14)	1.2L	0:34.45	-10
5	5 SHAJAEA Robbie Dolan	3	69.2 Overall	0:10.79 800m	0:59.36 [5] (0:13.53)	0:45.83 [2] (0:10.79)	0:35.04 [2] (0:11.37)	0:23.67 [3] (0:11.34)	0:12.33 [7] (0:12.33)	3L	0:35.04	-6
6	9 SONG SUNG BLUE Casey Waddell	6	69.3 800m	0:10.77 800m	0:59.40 [6] (0:13.77)	0:45.63 [5] (0:10.77)	0:34.86 [4] (0:11.25)	0:23.61 [4] (0:11.17)	0:12.44 [6] (0:12.44)	3.2L	0:34.86	-1
7	6 ORPHAN'S TRUST Ben Thompson	7	68.9 800m	0:10.75 800m	0:59.50 [7] (0:13.58)	0:45.92 [3] (0:10.75)	0:35.17 [3] (0:11.19)	0:23.98 [2] (0:11.40)	0:12.58 [5] (0:12.58)	3.7L	0:35.17	-6

Scratched: Bulsara (#1), Artie Pantz (#8)

[] Ranking at each section and finish
 -:-:- No data available at this section
 NA No data available

SCN Saddle cloth number
 DNF Did not finish
 DNT Did not track



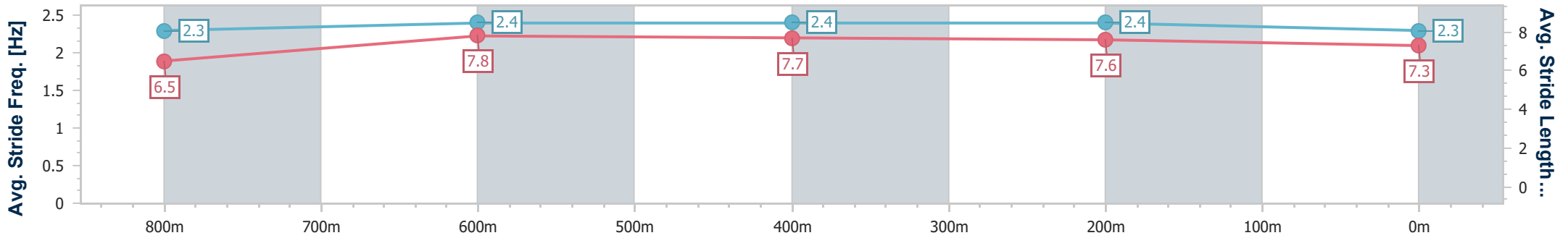
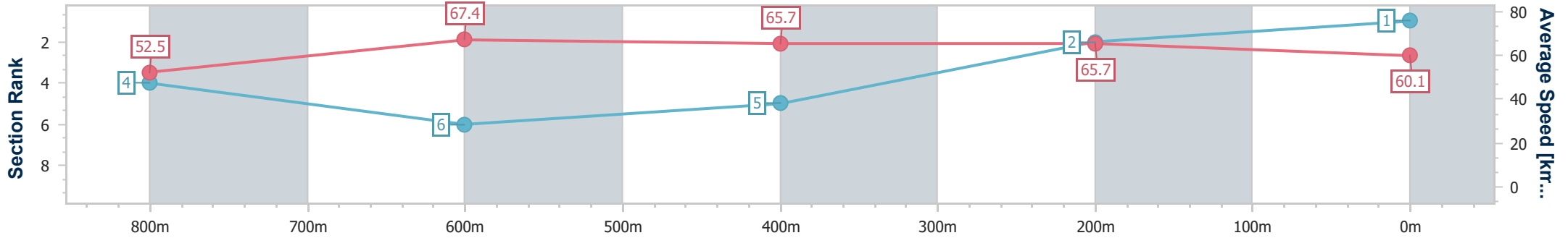
Horse/Jockey Name	Invinovich
Final Rank	1
Fastest Section Time (Section)	0:10.89 (800m)
Top Speed [km/h] (Section)	68.4 (800m)
Race State	Finished



Sunshine Coast QLD Professional
 Race 7: HIGGINS COATINGS Class 3 Plate - 1000m
 05 January 2024 - 21:10
 Track Rating: Soft 7, Weather: Fine, Rail Position: +7m



Section	Overall	800m	600m	400m	200m
Section Times	0:58.78 [1] (0:13.71)	0:45.07 [4] (0:10.89)	0:34.18 [6] (0:11.20)	0:22.98 [5] (0:10.98)	0:12.00 [2] (0:12.00)
Average Speed [km/h]	52.5	67.4	65.7	65.7	60.1
Top Speed [km/h]	68.4	68.4	67.1	67.7	63.7
Avg. Dist. to Rail [m]	5.1	4.6	3.8	2.5	1.1
Avg. Stride Freq. [Hz]	2.3	2.4	2.4	2.4	2.3
Avg. Stride Length [m]	6.5	7.8	7.7	7.6	7.3



- [] Ranking at each section and finish
- .-.- No data available at this section
- NA No data available



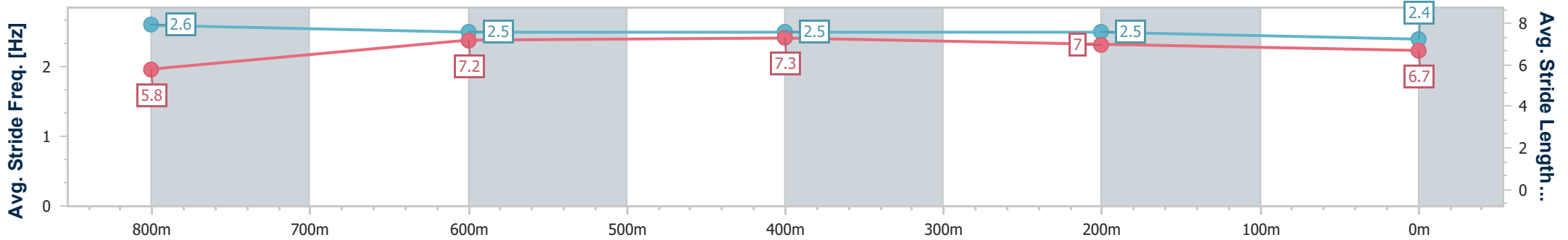
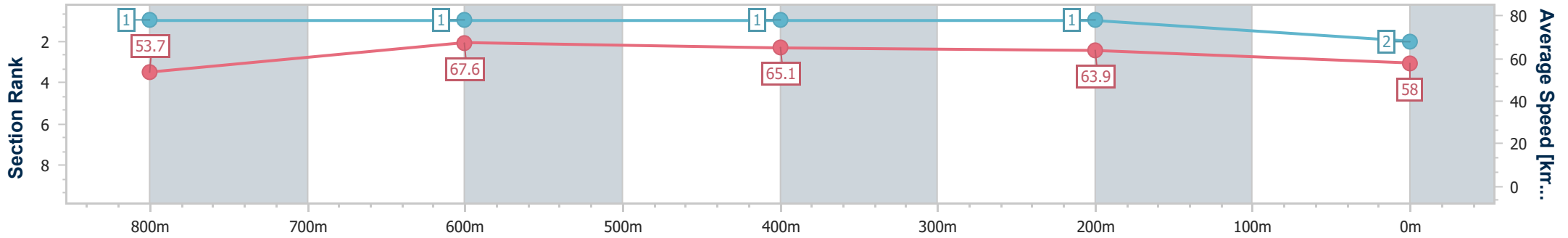
Horse/Jockey Name	Ruby Chicks
Final Rank	2
Fastest Section Time (Section)	0:10.71 (800m)
Top Speed [km/h] (Section)	70.9 (Overall)
Race State	Finished



Sunshine Coast QLD Professional
 Race 7: HIGGINS COATINGS Class 3 Plate - 1000m
 05 January 2024 - 21:10
 Track Rating: Soft 7, Weather: Fine, Rail Position: +7m



Section	Overall	800m	600m	400m	200m
Section Times	0:58.99 [2] (0:13.44)	0:45.55 [1] (0:10.71)	0:34.84 [1] (0:11.20)	0:23.64 [1] (0:11.26)	0:12.38 [1] (0:12.38)
Average Speed [km/h]	53.7	67.6	65.1	63.9	58.0
Top Speed [km/h]	70.9	70.3	66.0	64.8	61.5
Avg. Dist. to Rail [m]	6.3	2.6	1.8	1.7	1.1
Avg. Stride Freq. [Hz]	2.6	2.5	2.5	2.5	2.4
Avg. Stride Length [m]	5.8	7.2	7.3	7.0	6.7



- [] Ranking at each section and finish
- .-.- No data available at this section
- NA No data available



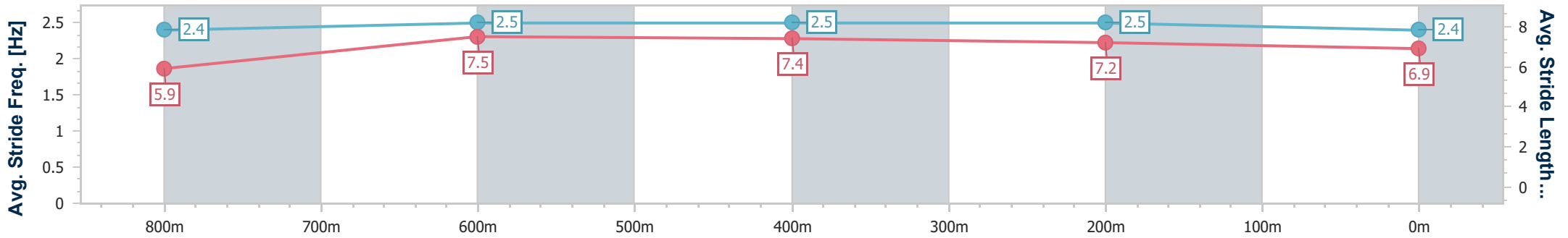
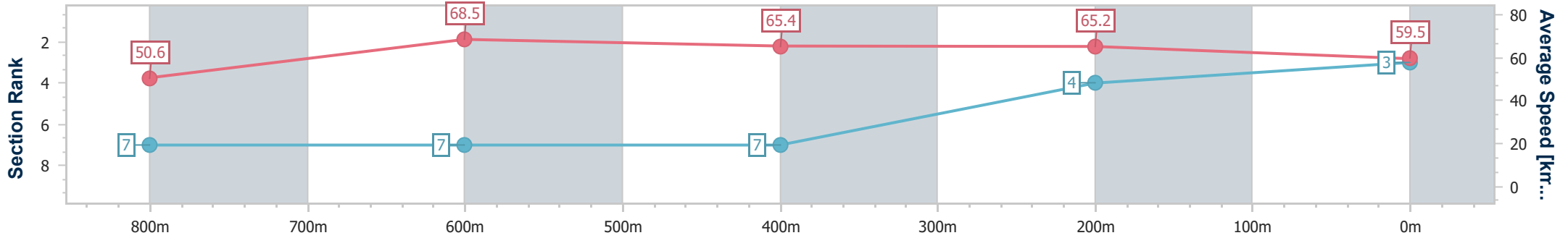
Horse/Jockey Name	Oracolo
Final Rank	3
Fastest Section Time (Section)	0:10.52 (800m)
Top Speed [km/h] (Section)	69.3 (800m)
Race State	Finished



Sunshine Coast QLD Professional
 Race 7: HIGGINS COATINGS Class 3 Plate - 1000m
 05 January 2024 - 21:10
 Track Rating: Soft 7, Weather: Fine, Rail Position: +7m



Section	Overall	800m	600m	400m	200m
Section Times	0:59.01 [3] (0:14.21)	0:44.80 [7] (0:10.52)	0:34.28 [7] (0:11.12)	0:23.16 [7] (0:11.05)	0:12.11 [4] (0:12.11)
Average Speed [km/h]	50.6	68.5	65.4	65.2	59.5
Top Speed [km/h]	68.6	69.3	67.3	66.2	62.1
Avg. Dist. to Rail [m]	3.8	1.1	1.4	4.8	6.0
Avg. Stride Freq. [Hz]	2.4	2.5	2.5	2.5	2.4
Avg. Stride Length [m]	5.9	7.5	7.4	7.2	6.9



- [] Ranking at each section and finish
- .-.- No data available at this section
- NA No data available



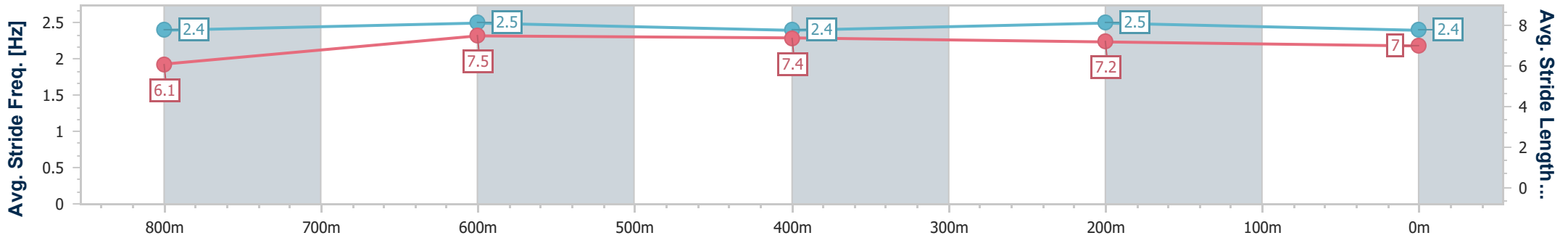
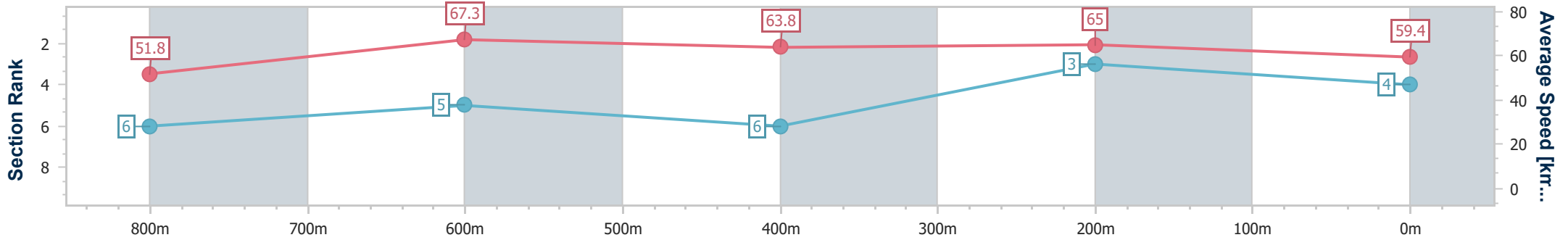
Horse/Jockey Name	High Plateau
Final Rank	4
Fastest Section Time (Section)	0:10.68 (800m)
Top Speed [km/h] (Section)	67.9 (800m)
Race State	Finished



Sunshine Coast QLD Professional
 Race 7: HIGGINS COATINGS Class 3 Plate - 1000m
 05 January 2024 - 21:10
 Track Rating: Soft 7, Weather: Fine, Rail Position: +7m



Section	Overall	800m	600m	400m	200m
Section Times	0:59.03 [4] (0:13.90)	0:45.13 [6] (0:10.68)	0:34.45 [5] (0:11.25)	0:23.20 [6] (0:11.06)	0:12.14 [3] (0:12.14)
Average Speed [km/h]	51.8	67.3	63.8	65.0	59.4
Top Speed [km/h]	66.5	67.9	64.6	67.3	63.1
Avg. Dist. to Rail [m]	0.9	0.9	1.1	2.5	2.9
Avg. Stride Freq. [Hz]	2.4	2.5	2.4	2.5	2.4
Avg. Stride Length [m]	6.1	7.5	7.4	7.2	7.0



- [] Ranking at each section and finish
- .-.- No data available at this section
- NA No data available



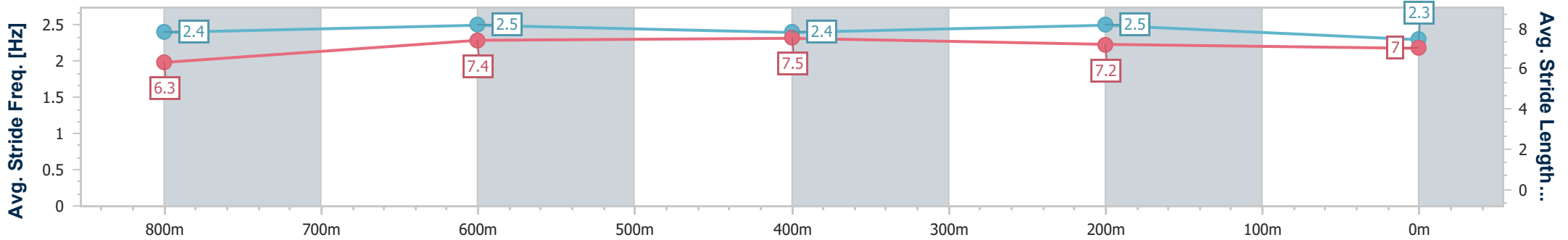
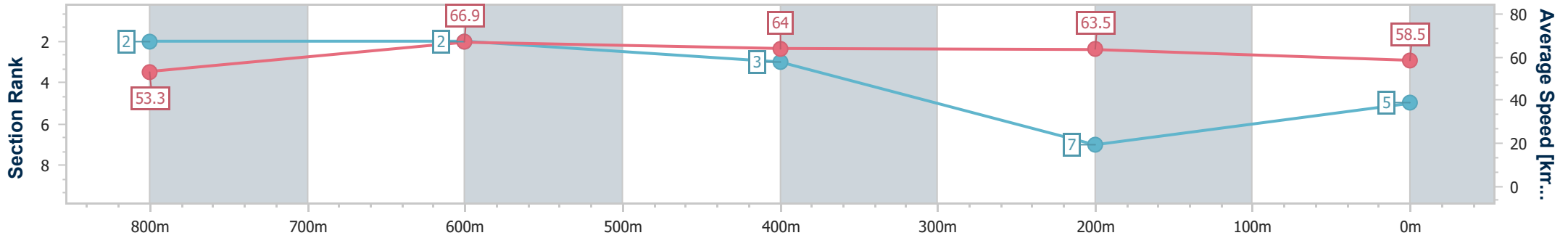
Horse/Jockey Name	Shajaea
Final Rank	5
Fastest Section Time (Section)	0:10.79 (800m)
Top Speed [km/h] (Section)	69.2 (Overall)
Race State	Finished



Sunshine Coast QLD Professional
 Race 7: HIGGINS COATINGS Class 3 Plate - 1000m
 05 January 2024 - 21:10
 Track Rating: Soft 7, Weather: Fine, Rail Position: +7m



Section	Overall	800m	600m	400m	200m
Section Times	0:59.36 [5] (0:13.53)	0:45.83 [2] (0:10.79)	0:35.04 [2] (0:11.37)	0:23.67 [3] (0:11.34)	0:12.33 [7] (0:12.33)
Average Speed [km/h]	53.3	66.9	64.0	63.5	58.5
Top Speed [km/h]	69.2	68.9	65.2	65.0	61.4
Avg. Dist. to Rail [m]	4.4	1.4	1.9	2.5	1.2
Avg. Stride Freq. [Hz]	2.4	2.5	2.4	2.5	2.3
Avg. Stride Length [m]	6.3	7.4	7.5	7.2	7.0



- [] Ranking at each section and finish
- .-.- No data available at this section
- NA No data available



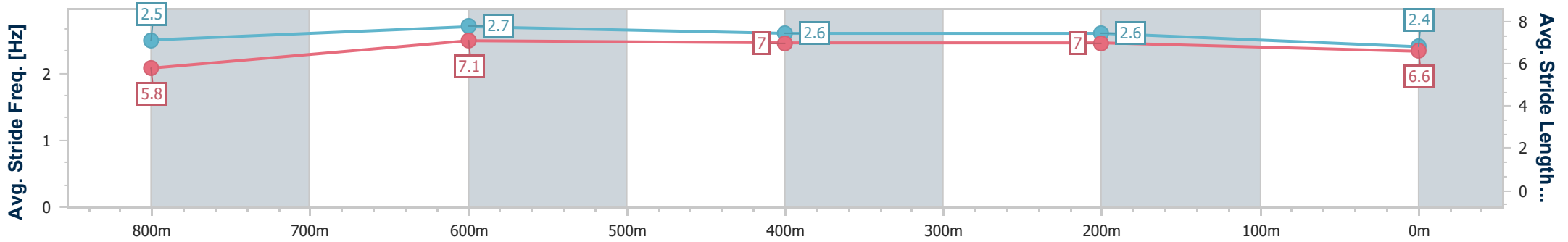
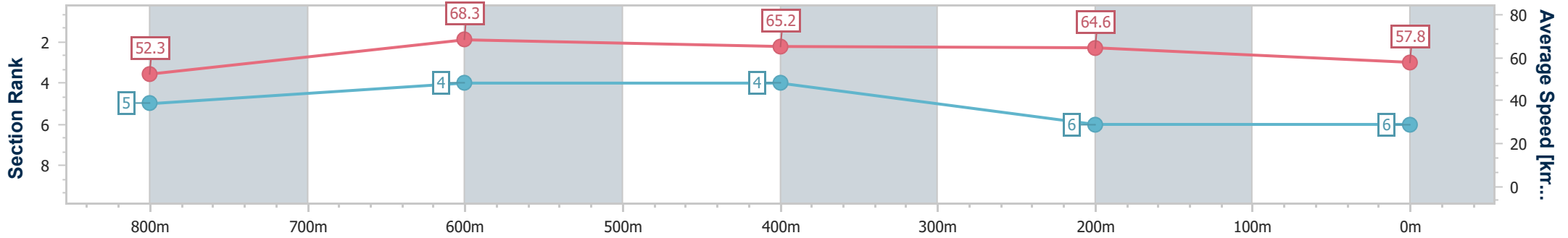
Horse/Jockey Name	Song Sung Blue
Final Rank	6
Fastest Section Time (Section)	0:10.77 (800m)
Top Speed [km/h] (Section)	69.3 (800m)
Race State	Finished



Sunshine Coast QLD Professional
 Race 7: HIGGINS COATINGS Class 3 Plate - 1000m
 05 January 2024 - 21:10
 Track Rating: Soft 7, Weather: Fine, Rail Position: +7m



Section	Overall	800m	600m	400m	200m
Section Times	0:59.40 [6] (0:13.77)	0:45.63 [5] (0:10.77)	0:34.86 [4] (0:11.25)	0:23.61 [4] (0:11.17)	0:12.44 [6] (0:12.44)
Average Speed [km/h]	52.3	68.3	65.2	64.6	57.8
Top Speed [km/h]	68.3	69.3	66.6	65.4	62.7
Avg. Dist. to Rail [m]	5.2	4.6	4.0	4.9	5.9
Avg. Stride Freq. [Hz]	2.5	2.7	2.6	2.6	2.4
Avg. Stride Length [m]	5.8	7.1	7.0	7.0	6.6



- [] Ranking at each section and finish
- .-.- No data available at this section
- NA No data available



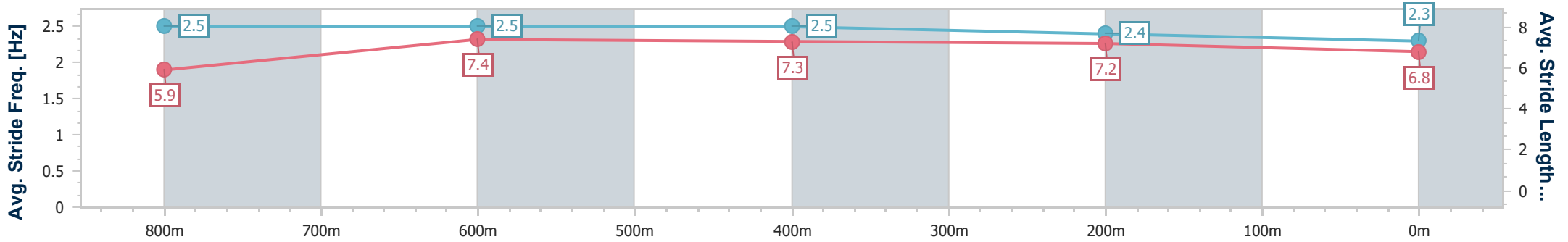
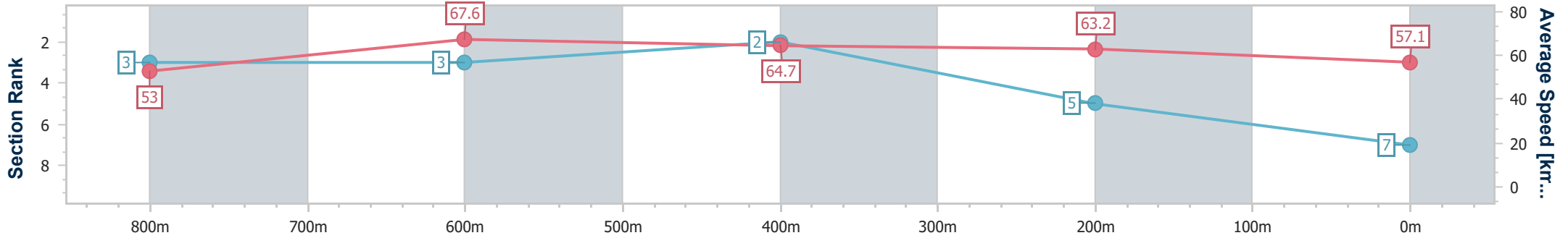
Horse/Jockey Name	Orphan's Trust
Final Rank	7
Fastest Section Time (Section)	0:10.75 (800m)
Top Speed [km/h] (Section)	68.9 (800m)
Race State	Finished



Sunshine Coast QLD Professional
 Race 7: HIGGINS COATINGS Class 3 Plate - 1000m
 05 January 2024 - 21:10
 Track Rating: Soft 7, Weather: Fine, Rail Position: +7m



Section	Overall	800m	600m	400m	200m
Section Times	0:59.50 [7] (0:13.58)	0:45.92 [3] (0:10.75)	0:35.17 [3] (0:11.19)	0:23.98 [2] (0:11.40)	0:12.58 [5] (0:12.58)
Average Speed [km/h]	53.0	67.6	64.7	63.2	57.1
Top Speed [km/h]	68.7	68.9	66.3	64.6	61.1
Avg. Dist. to Rail [m]	6.4	2.4	1.0	0.7	1.3
Avg. Stride Freq. [Hz]	2.5	2.5	2.5	2.4	2.3
Avg. Stride Length [m]	5.9	7.4	7.3	7.2	6.8



- [] Ranking at each section and finish
- .-.- No data available at this section
- NA No data available