



Aquis Park Gold Coast QLD Professional

Race 7: THE TAB WAVE - 1800m

06 January 2024 - 16:35



Track Rating: Good 4, Weather: Overcast, Rail Position: True

Section	Field Times	Overall	1600m	1400m	1200m	1000m	800m	600m	Last 600m				
		1:47.20 (0:13.33)	1:33.87 (0:11.66)	1:22.21 (0:11.73)	1:10.48 (0:11.70)	0:58.78 (0:12.19)	0:46.59 (0:11.75)	0:34.84 (0:11.55)	0:34.84				
Rank	TAB Horse/Jockey	Barrier	Top Speed [km/h]	Fastest Section	Distance Travelled [m]								
1	12 ARTS OBJECT Angela Jones	3	66.0 400m	0:11.31 400m	1:47.20 [1] (0:13.72)	1:33.48 [6] (0:11.73)	1:21.75 [5] (0:11.82)	1:09.93 [5] (0:11.66)	0:58.27 [4] (0:12.18)	0:46.09 [4] (0:11.78)	0:34.31 [4] (0:11.40)	0:34.31	
2	14 ENCODER Damien Thornton	2	66.5 600m	0:11.06 600m	1:47.39 [2] (0:14.18)	1:33.21 [10] (0:12.00)	1:21.21 [10] (0:11.90)	1:09.31 [10] (0:11.62)	0:57.69 [10] (0:12.05)	0:45.64 [10] (0:11.85)	0:33.79 [10] (0:11.06)	0:33.79	-1
3	5 AIN'T HE GRAND Mark Zahra	15	66.3 600m	0:11.21 600m	1:47.78 [3] (0:14.30)	1:33.48 [11] (0:12.01)	1:21.47 [11] (0:11.86)	1:09.61 [11] (0:11.61)	0:58.00 [11] (0:12.12)	0:45.88 [11] (0:11.71)	0:34.17 [11] (0:11.21)	0:34.17	+7
4	9 NOAH 'N' A DEEL Michael Rodd	1	64.6 600m	0:11.21 600m	1:47.80 [4] (0:13.96)	1:33.84 [9] (0:11.93)	1:21.91 [8] (0:11.89)	1:10.02 [8] (0:11.64)	0:58.38 [8] (0:12.08)	0:46.30 [7] (0:11.82)	0:34.48 [8] (0:11.21)	0:34.48	-3
5	13 ZOE'S PROMISE Tim Clark	5	64.6 Overall	0:11.52 600m	1:47.93 [5] (0:13.47)	1:34.46 [3] (0:11.72)	1:22.74 [2] (0:11.80)	1:10.94 [3] (0:11.69)	0:59.25 [3] (0:12.18)	0:47.07 [2] (0:11.78)	0:35.29 [2] (0:11.52)	0:35.29	-3
6	1 THE VOWELS James Orman	13	65.1 Overall	0:11.43 1400m	1:48.02 [6] (0:13.58)	1:34.44 [4] (0:11.77)	1:22.67 [4] (0:11.43)	1:11.24 [2] (0:11.87)	0:59.37 [2] (0:12.22)	0:47.15 [3] (0:11.77)	0:35.38 [3] (0:11.61)	0:35.38	+5
7	10 MADAME ODETTE Ben Thompson	4	64.5 600m	0:11.56 600m	1:48.37 [7] (0:13.77)	1:34.60 [7] (0:11.96)	1:22.64 [7] (0:11.86)	1:10.78 [7] (0:11.68)	0:59.10 [7] (0:12.23)	0:46.87 [8] (0:11.74)	0:35.13 [7] (0:11.56)	0:35.13	+7
8	2 TAPILDOODLEDO Mark Du Plessis	7	64.3 600m	0:11.30 600m	1:48.42 [8] (0:14.38)	1:34.04 [12] (0:11.98)	1:22.06 [12] (0:11.96)	1:10.10 [12] (0:11.64)	0:58.46 [12] (0:12.06)	0:46.40 [13] (0:11.85)	0:34.55 [13] (0:11.30)	0:34.55	-3
9	4 SACRED MISSION Craig Williams	8	65.8 Overall	0:11.55 600m	1:48.42 [9] (0:13.33)	1:35.09 [1] (0:11.66)	1:23.43 [1] (0:11.73)	1:11.70 [1] (0:11.70)	1:00.00 [1] (0:12.19)	0:47.81 [1] (0:11.75)	0:36.06 [1] (0:11.55)	0:36.06	-2
10	7 ULTIMATE OUTCOME Robbie Dolan	11	64.9 600m	0:11.39 600m	1:48.43 [10] (0:14.60)	1:33.83 [13] (0:11.97)	1:21.86 [13] (0:11.94)	1:09.92 [13] (0:11.46)	0:58.46 [13] (0:12.05)	0:46.41 [12] (0:11.69)	0:34.72 [12] (0:11.39)	0:34.72	+5

Scratched: Tyresa (#11), Buillt (#6)

[] Ranking at each section and finish
 -:-:- No data available at this section
 NA No data available

SCN Saddle cloth number
 DNF Did not finish
 DNT Did not track



Aquis Park Gold Coast QLD Professional

Race 7: THE TAB WAVE - 1800m

06 January 2024 - 16:35



Track Rating: Good 4, Weather: Overcast, Rail Position: True

Section	Overall	1600m	1400m	1200m	1000m	800m	600m	Last 600m						
Field Times	1:47.20 (0:13.33)	1:33.87 (0:11.66)	1:22.21 (0:11.73)	1:10.48 (0:11.70)	0:58.78 (0:12.19)	0:46.59 (0:11.75)	0:34.84 (0:11.55)	0:34.84						
Rank	TAB	Horse/Jockey	Barrier	Top Speed [km/h]	Fastest Section									Distance Travelled [m]
11	15	OLD SONG Wanderson D'Avila	6	64.5 600m	0:11.57 400m	1:48.66 [11] (0:13.94)	1:34.72 [8] (0:12.06)	1:22.66 [9] (0:11.83)	1:10.83 [9] (0:11.64)	0:59.19 [9] (0:12.21)	0:46.98 [9] (0:11.85)	0:35.13 [9] (0:11.61)	0:35.13	+9
12	3	CHAYSE 'N' ARTIE Sean Cormack	12	65.4 1600m	0:11.61 600m	1:48.79 [12] (0:13.68)	1:35.11 [5] (0:11.80)	1:23.31 [6] (0:11.90)	1:11.41 [6] (0:11.79)	0:59.62 [6] (0:12.14)	0:47.48 [6] (0:11.74)	0:35.74 [6] (0:11.61)	0:35.74	+3
13	8	IVANOV Justin Huxtable	10	65.8 Overall	0:11.73 800m	1:50.52 [13] (0:13.44)	1:37.08 [2] (0:11.81)	1:25.27 [3] (0:11.84)	1:13.43 [4] (0:11.86)	1:01.57 [5] (0:12.31)	0:49.26 [5] (0:11.73)	0:37.53 [5] (0:11.82)	0:37.53	+4

Scratched: Tyresa (#11), Buillt (#6)

[] Ranking at each section and finish
 -:-:-:- No data available at this section
 NA No data available

SCN Saddle cloth number
 DNF Did not finish
 DNT Did not track



Aquis Park Gold Coast QLD Professional

Race 7: THE TAB WAVE - 1800m

06 January 2024 - 16:35



Track Rating: Good 4, Weather: Overcast, Rail Position: True

Section				400m	200m			Last 600m	
Field Times				0:23.29 (0:11.69)	0:11.60 (0:11.60)			0:34.84	
Rank	TAB	Horse/Jockey	Barrier	Top Speed [km/h]	Fastest Section	Margin		Distance Travelled [m]	
1	12	ARTS OBJECT Angela Jones	3	66.0 400m	0:11.31 400m	0:22.91 [4] (0:11.31)	0:11.60 [1] (0:11.60)	1:47.20	0:34.31
2	14	ENCODER Damien Thornton	2	66.5 600m	0:11.06 600m	0:22.73 [7] (0:11.14)	0:11.59 [2] (0:11.59)	1L	0:33.79 -1
3	5	AIN'T HE GRAND Mark Zahra	15	66.3 600m	0:11.21 600m	0:22.96 [10] (0:11.31)	0:11.65 [7] (0:11.65)	3.3L	0:34.17 +7
4	9	NOAH 'N' A DEEL Michael Rodd	1	64.6 600m	0:11.21 600m	0:23.27 [5] (0:11.47)	0:11.80 [6] (0:11.80)	3.4L	0:34.48 -3
5	13	ZOE'S PROMISE Tim Clark	5	64.6 Overall	0:11.52 600m	0:23.77 [2] (0:11.77)	0:12.00 [5] (0:12.00)	4.2L	0:35.29 -3
6	1	THE VOWELS James Orman	13	65.1 Overall	0:11.43 1400m	0:23.77 [3] (0:11.68)	0:12.09 [4] (0:12.09)	4.7L	0:35.38 +5
7	10	MADAME ODETTE Ben Thompson	4	64.5 600m	0:11.56 600m	0:23.57 [8] (0:11.66)	0:11.91 [9] (0:11.91)	6.7L	0:35.13 +7
8	2	TAPILDOODLEDO Mark Du Plessis	7	64.3 600m	0:11.30 600m	0:23.25 [13] (0:11.49)	0:11.76 [11] (0:11.76)	6.9L	0:34.55 -3
9	4	SACRED MISSION Craig Williams	8	65.8 Overall	0:11.55 600m	0:24.51 [1] (0:11.97)	0:12.54 [3] (0:12.54)	7L	0:36.06 -2
10	7	ULTIMATE OUTCOME Robbie Dolan	11	64.9 600m	0:11.39 600m	0:23.33 [11] (0:11.48)	0:11.85 [10] (0:11.85)	7.1L	0:34.72 +5

Scratched: Tyresa (#11), Buillt (#6)

[] Ranking at each section and finish
 -:-:- No data available at this section
 NA No data available

SCN Saddle cloth number
 DNF Did not finish
 DNT Did not track



Aquis Park Gold Coast QLD Professional

Race 7: THE TAB WAVE - 1800m

06 January 2024 - 16:35



Track Rating: Good 4, Weather: Overcast, Rail Position: True

Section		400m	200m			Last 600m			
Field Times		0:23.29 (0:11.69)	0:11.60 (0:11.60)			0:34.84			
Rank	TAB Horse/Jockey	Barrier	Top Speed [km/h]	Fastest Section	Margin	Distance Travelled [m]			
11	15 OLD SONG Wanderson D'Avila	6	64.5 600m	0:11.57 400m	0:23.52 [12] (0:11.57)	0:11.95 [12] (0:11.95)	8.4L	0:35.13	+9
12	3 CHAYSE 'N' ARTIE Sean Cormack	12	65.4 1600m	0:11.61 600m	0:24.13 [6] (0:11.76)	0:12.37 [8] (0:12.37)	8.9L	0:35.74	+3
13	8 IVANOV Justin Huxtable	10	65.8 Overall	0:11.73 800m	0:25.71 [9] (0:12.18)	0:13.53 [13] (0:13.53)	18.9L	0:37.53	+4

Scratched: Tyresa (#11), Buillt (#6)

[] Ranking at each section and finish
 -:-:-:- No data available at this section
 NA No data available

SCN Saddle cloth number
 DNF Did not finish
 DNT Did not track



Horse/Jockey Name	Arts Object
Final Rank	1
Fastest Section Time (Section)	0:11.31 (400m)
Top Speed [km/h] (Section)	66.0 (400m)
Race State	Finished



Aquis Park Gold Coast QLD Professional

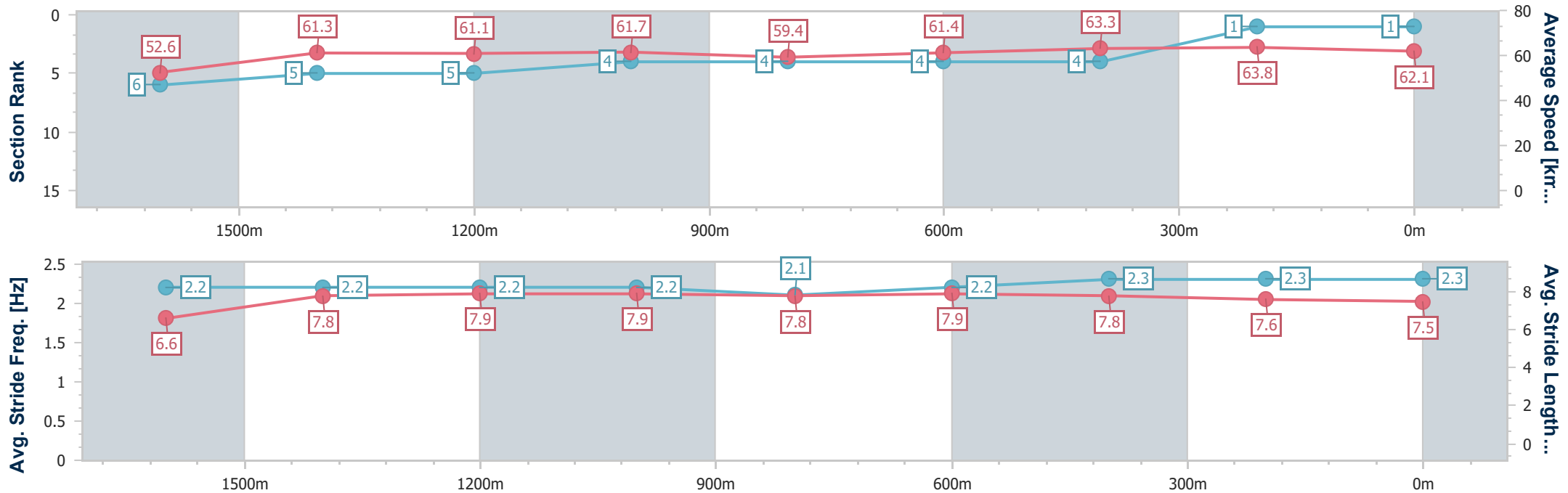
Race 7: THE TAB WAVE - 1800m

06 January 2024 - 16:35



Track Rating: Good 4, Weather: Overcast, Rail Position: True

Section	Overall	1600m	1400m	1200m	1000m	800m	600m	400m	200m
Section Times	1:47.20 [1] (0:13.72)	1:33.48 [6] (0:11.73)	1:21.75 [5] (0:11.82)	1:09.93 [5] (0:11.66)	0:58.27 [4] (0:12.18)	0:46.09 [4] (0:11.78)	0:34.31 [4] (0:11.40)	0:22.91 [4] (0:11.31)	0:11.60 [1] (0:11.60)
Average Speed [km/h]	52.6	61.3	61.1	61.7	59.4	61.4	63.3	63.8	62.1
Top Speed [km/h]	63.5	63.9	62.7	62.9	60.9	63.6	64.3	66.0	63.8
Avg. Dist. to Rail [m]	0.8	0.8	1.1	1.3	1.3	0.9	1.0	3.5	3.7
Avg. Stride Freq. [Hz]	2.2	2.2	2.2	2.2	2.1	2.2	2.3	2.3	2.3
Avg. Stride Length [m]	6.6	7.8	7.9	7.9	7.8	7.9	7.8	7.6	7.5



- [] Ranking at each section and finish
- .-.- No data available at this section
- NA No data available



Horse/Jockey Name	Encoder
Final Rank	2
Fastest Section Time (Section)	0:11.06 (600m)
Top Speed [km/h] (Section)	66.5 (600m)
Race State	Finished



Aquis Park Gold Coast QLD Professional

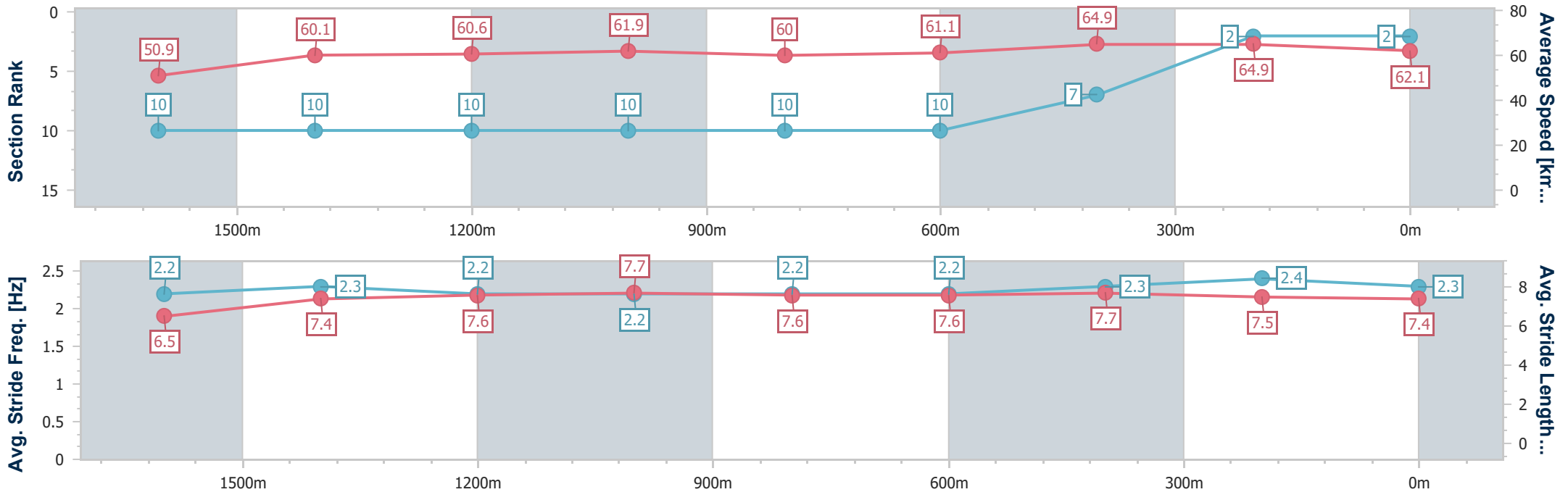
Race 7: THE TAB WAVE - 1800m

06 January 2024 - 16:35

Track Rating: Good 4, Weather: Overcast, Rail Position: True



Section	Overall	1600m	1400m	1200m	1000m	800m	600m	400m	200m
Section Times	1:47.39 [2] (0:14.18)	1:33.21 [10] (0:12.00)	1:21.21 [10] (0:11.90)	1:09.31 [10] (0:11.62)	0:57.69 [10] (0:12.05)	0:45.64 [10] (0:11.85)	0:33.79 [10] (0:11.06)	0:22.73 [7] (0:11.14)	0:11.59 [2] (0:11.59)
Average Speed [km/h]	50.9	60.1	60.6	61.9	60.0	61.1	64.9	64.9	62.1
Top Speed [km/h]	62.2	62.2	62.3	62.6	61.4	64.2	66.5	66.0	63.9
Avg. Dist. to Rail [m]	2.2	1.1	0.6	0.7	0.7	0.7	0.8	3.3	4.5
Avg. Stride Freq. [Hz]	2.2	2.3	2.2	2.2	2.2	2.2	2.3	2.4	2.3
Avg. Stride Length [m]	6.5	7.4	7.6	7.7	7.6	7.6	7.7	7.5	7.4



- [] Ranking at each section and finish
- .-.- No data available at this section
- NA No data available



Horse/Jockey Name	Ain't He Grand
Final Rank	3
Fastest Section Time (Section)	0:11.21 (600m)
Top Speed [km/h] (Section)	66.3 (600m)
Race State	Finished



Aquis Park Gold Coast QLD Professional

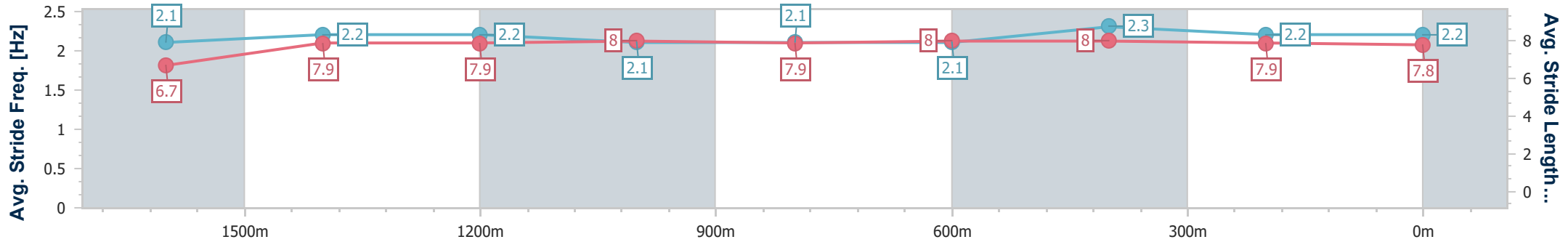
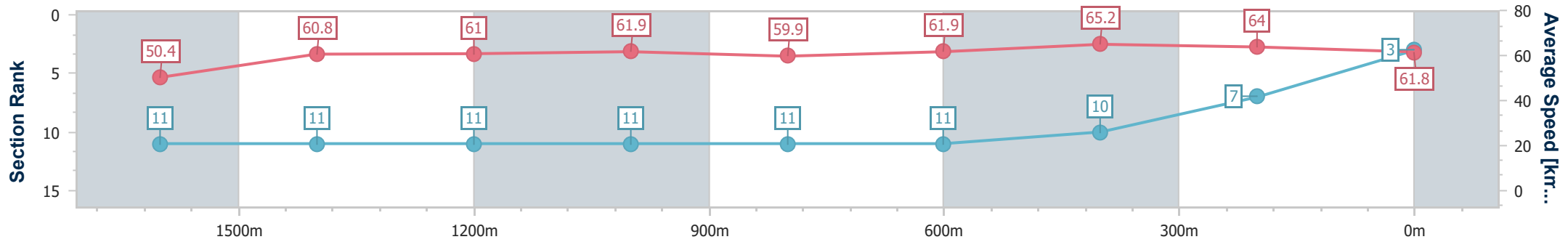
Race 7: THE TAB WAVE - 1800m

06 January 2024 - 16:35

Track Rating: Good 4, Weather: Overcast, Rail Position: True



Section	Overall	1600m	1400m	1200m	1000m	800m	600m	400m	200m
Section Times	1:47.78 [3] (0:14.30)	1:33.48 [11] (0:12.01)	1:21.47 [11] (0:11.86)	1:09.61 [11] (0:11.61)	0:58.00 [11] (0:12.12)	0:45.88 [11] (0:11.71)	0:34.17 [11] (0:11.21)	0:22.96 [10] (0:11.31)	0:11.65 [7] (0:11.65)
Average Speed [km/h]	50.4	60.8	61.0	61.9	59.9	61.9	65.2	64.0	61.8
Top Speed [km/h]	62.8	62.9	63.1	62.4	61.8	64.1	66.3	64.8	63.1
Avg. Dist. to Rail [m]	7.1	2.2	3.1	3.1	2.1	0.7	2.8	6.2	6.3
Avg. Stride Freq. [Hz]	2.1	2.2	2.2	2.1	2.1	2.1	2.3	2.2	2.2
Avg. Stride Length [m]	6.7	7.9	7.9	8.0	7.9	8.0	8.0	7.9	7.8



- [] Ranking at each section and finish
- .-.- No data available at this section
- NA No data available



Horse/Jockey Name	Noah 'N' A Deel
Final Rank	4
Fastest Section Time (Section)	0:11.21 (600m)
Top Speed [km/h] (Section)	64.6 (600m)
Race State	Finished



Aquis Park Gold Coast QLD Professional

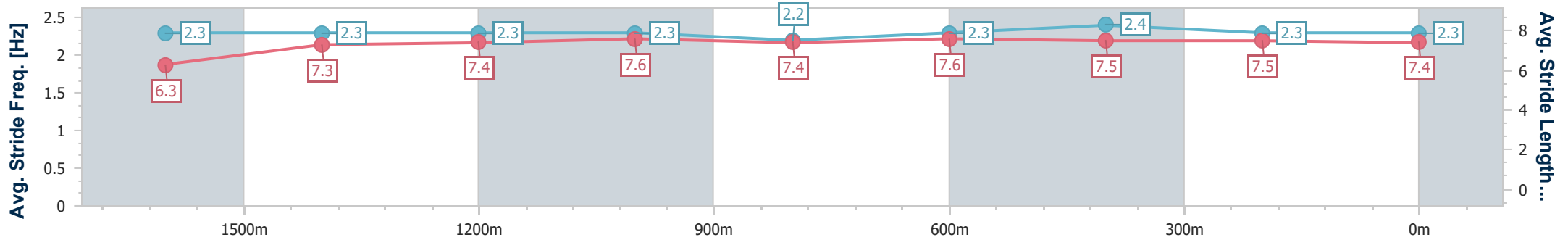
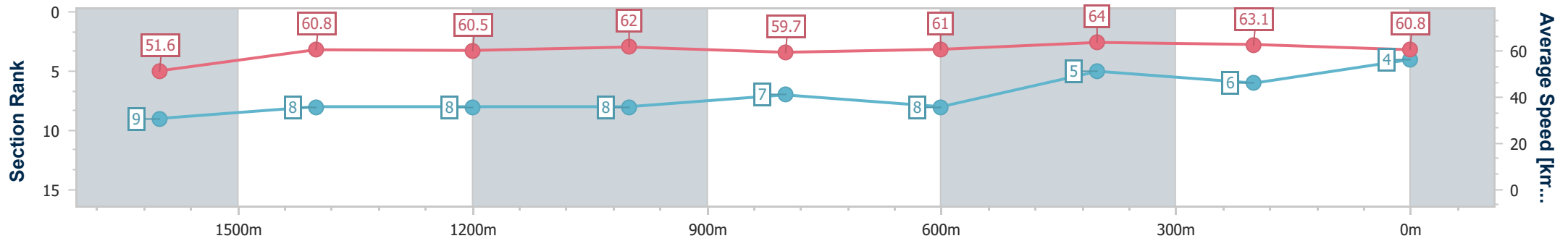
Race 7: THE TAB WAVE - 1800m

06 January 2024 - 16:35

Track Rating: Good 4, Weather: Overcast, Rail Position: True



Section	Overall	1600m	1400m	1200m	1000m	800m	600m	400m	200m
Section Times	1:47.80 [4] (0:13.96)	1:33.84 [9] (0:11.93)	1:21.91 [8] (0:11.89)	1:10.02 [8] (0:11.64)	0:58.38 [8] (0:12.08)	0:46.30 [7] (0:11.82)	0:34.48 [8] (0:11.21)	0:23.27 [5] (0:11.47)	0:11.80 [6] (0:11.80)
Average Speed [km/h]	51.6	60.8	60.5	62.0	59.7	61.0	64.0	63.1	60.8
Top Speed [km/h]	63.5	63.4	62.0	63.0	60.7	63.5	64.6	63.7	62.0
Avg. Dist. to Rail [m]	0.7	1.1	1.0	1.2	0.6	0.6	0.6	2.7	3.7
Avg. Stride Freq. [Hz]	2.3	2.3	2.3	2.3	2.2	2.3	2.4	2.3	2.3
Avg. Stride Length [m]	6.3	7.3	7.4	7.6	7.4	7.6	7.5	7.5	7.4



- [] Ranking at each section and finish
- .-.- No data available at this section
- NA No data available



Horse/Jockey Name	Zoe's Promise
Final Rank	5
Fastest Section Time (Section)	0:11.52 (600m)
Top Speed [km/h] (Section)	64.6 (Overall)
Race State	Finished



Aquis Park Gold Coast QLD Professional

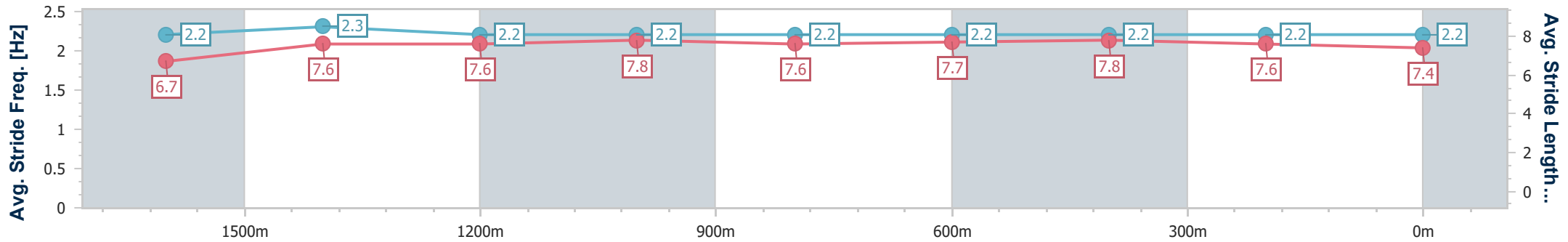
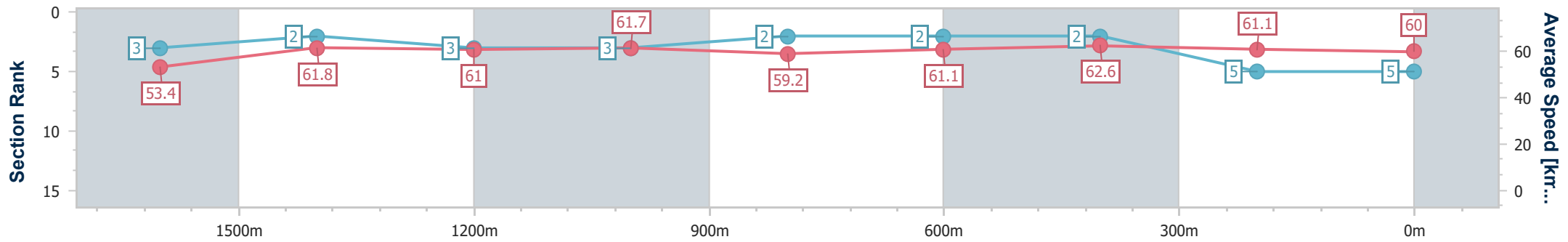
Race 7: THE TAB WAVE - 1800m

06 January 2024 - 16:35

Track Rating: Good 4, Weather: Overcast, Rail Position: True



Section	Overall	1600m	1400m	1200m	1000m	800m	600m	400m	200m
Section Times	1:47.93 [5] (0:13.47)	1:34.46 [3] (0:11.72)	1:22.74 [2] (0:11.80)	1:10.94 [3] (0:11.69)	0:59.25 [3] (0:12.18)	0:47.07 [2] (0:11.78)	0:35.29 [2] (0:11.52)	0:23.77 [2] (0:11.77)	0:12.00 [5] (0:12.00)
Average Speed [km/h]	53.4	61.8	61.0	61.7	59.2	61.1	62.6	61.1	60.0
Top Speed [km/h]	64.6	64.4	62.8	62.9	60.0	63.5	62.9	62.4	61.1
Avg. Dist. to Rail [m]	3.5	0.9	0.3	0.2	0.8	0.7	0.5	0.3	0.2
Avg. Stride Freq. [Hz]	2.2	2.3	2.2	2.2	2.2	2.2	2.2	2.2	2.2
Avg. Stride Length [m]	6.7	7.6	7.6	7.8	7.6	7.7	7.8	7.6	7.4



- [] Ranking at each section and finish
- .-.- No data available at this section
- NA No data available



Horse/Jockey Name	The Vowels
Final Rank	6
Fastest Section Time (Section)	0:11.43 (1400m)
Top Speed [km/h] (Section)	65.1 (Overall)
Race State	Finished



Aquis Park Gold Coast QLD Professional

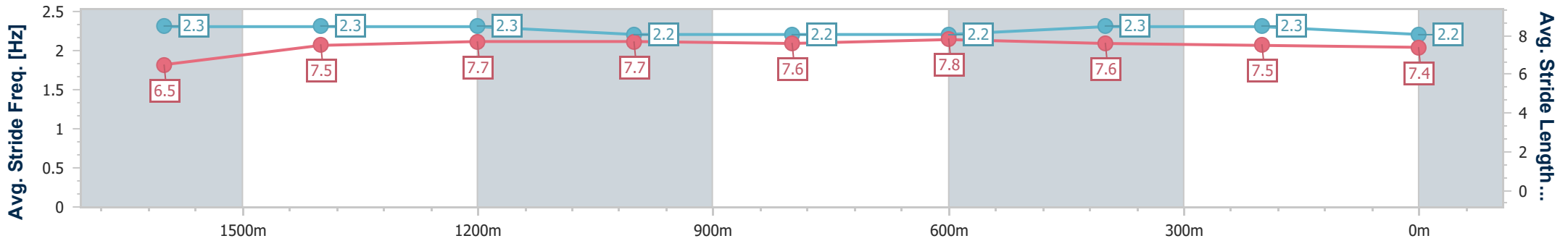
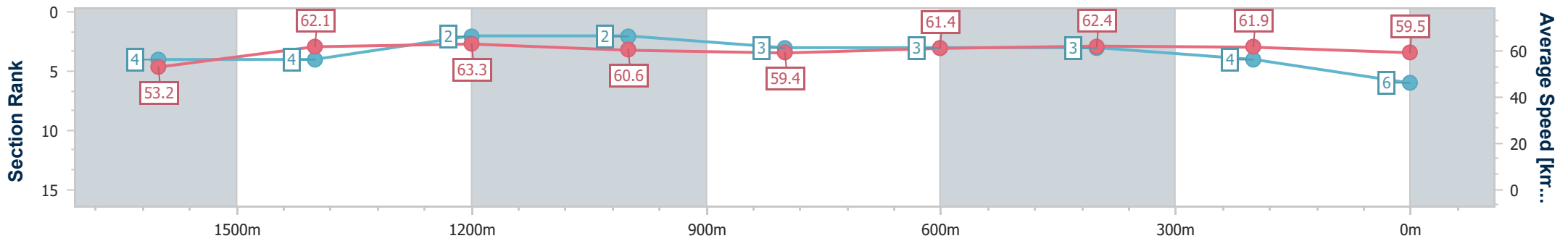
Race 7: THE TAB WAVE - 1800m

06 January 2024 - 16:35

Track Rating: Good 4, Weather: Overcast, Rail Position: True



Section	Overall	1600m	1400m	1200m	1000m	800m	600m	400m	200m
Section Times	1:48.02 [6] (0:13.58)	1:34.44 [4] (0:11.77)	1:22.67 [4] (0:11.43)	1:11.24 [2] (0:11.87)	0:59.37 [2] (0:12.22)	0:47.15 [3] (0:11.77)	0:35.38 [3] (0:11.61)	0:23.77 [3] (0:11.68)	0:12.09 [4] (0:12.09)
Average Speed [km/h]	53.2	62.1	63.3	60.6	59.4	61.4	62.4	61.9	59.5
Top Speed [km/h]	65.1	64.1	64.1	62.9	60.3	63.1	63.6	62.3	62.2
Avg. Dist. to Rail [m]	8.8	3.2	2.8	2.3	1.8	1.1	1.2	0.9	0.4
Avg. Stride Freq. [Hz]	2.3	2.3	2.3	2.2	2.2	2.2	2.3	2.3	2.2
Avg. Stride Length [m]	6.5	7.5	7.7	7.7	7.6	7.8	7.6	7.5	7.4



- [] Ranking at each section and finish
- .-.- No data available at this section
- NA No data available



Horse/Jockey Name	Madame Odette
Final Rank	7
Fastest Section Time (Section)	0:11.56 (600m)
Top Speed [km/h] (Section)	64.5 (600m)
Race State	Finished



Aquis Park Gold Coast QLD Professional

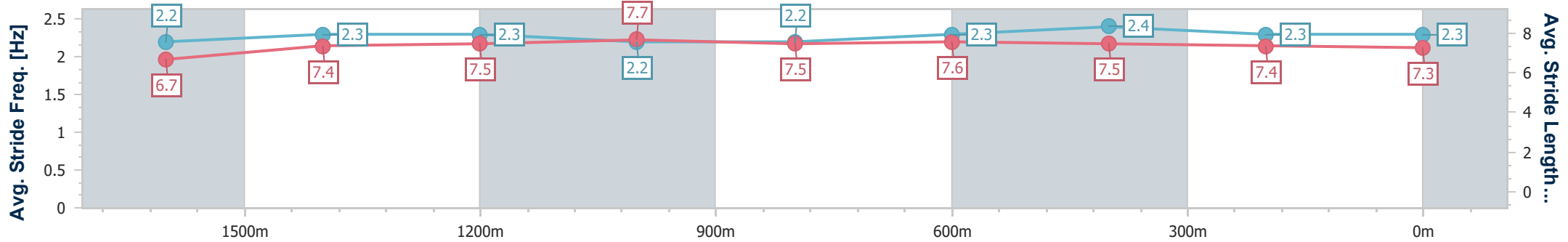
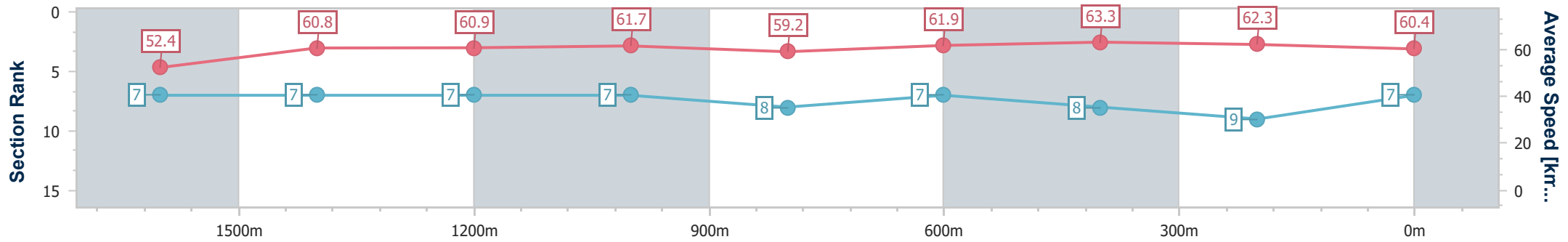
Race 7: THE TAB WAVE - 1800m

06 January 2024 - 16:35

Track Rating: Good 4, Weather: Overcast, Rail Position: True



Section	Overall	1600m	1400m	1200m	1000m	800m	600m	400m	200m
Section Times	1:48.37 [7] (0:13.77)	1:34.60 [7] (0:11.96)	1:22.64 [7] (0:11.86)	1:10.78 [7] (0:11.68)	0:59.10 [7] (0:12.23)	0:46.87 [8] (0:11.74)	0:35.13 [7] (0:11.56)	0:23.57 [8] (0:11.66)	0:11.91 [9] (0:11.91)
Average Speed [km/h]	52.4	60.8	60.9	61.7	59.2	61.9	63.3	62.3	60.4
Top Speed [km/h]	63.8	63.1	61.6	62.6	61.2	64.2	64.5	62.7	62.0
Avg. Dist. to Rail [m]	3.5	2.3	1.8	2.1	1.6	2.0	2.9	5.7	6.5
Avg. Stride Freq. [Hz]	2.2	2.3	2.3	2.2	2.2	2.3	2.4	2.3	2.3
Avg. Stride Length [m]	6.7	7.4	7.5	7.7	7.5	7.6	7.5	7.4	7.3



- [] Ranking at each section and finish
- .-.- No data available at this section
- NA No data available



Horse/Jockey Name	Tapildoodleo
Final Rank	8
Fastest Section Time (Section)	0:11.30 (600m)
Top Speed [km/h] (Section)	64.3 (600m)
Race State	Finished



Aquis Park Gold Coast QLD Professional

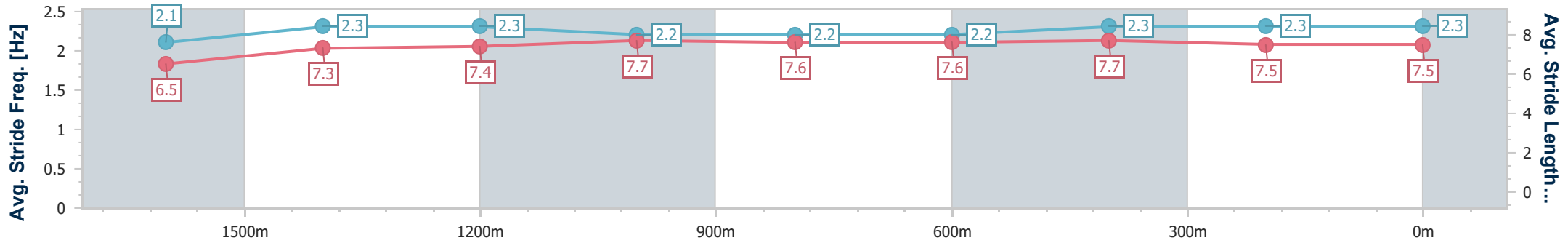
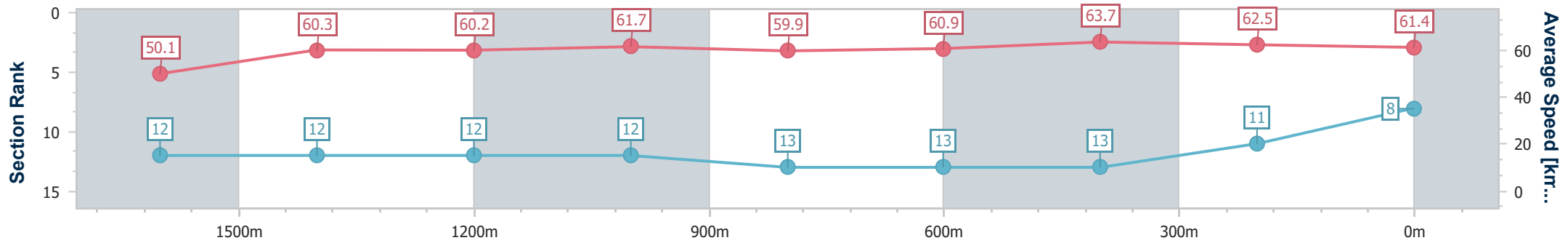
Race 7: THE TAB WAVE - 1800m

06 January 2024 - 16:35

Track Rating: Good 4, Weather: Overcast, Rail Position: True



Section	Overall	1600m	1400m	1200m	1000m	800m	600m	400m	200m
Section Times	1:48.42 [8] (0:14.38)	1:34.04 [12] (0:11.98)	1:22.06 [12] (0:11.96)	1:10.10 [12] (0:11.64)	0:58.46 [12] (0:12.06)	0:46.40 [13] (0:11.85)	0:34.55 [13] (0:11.30)	0:23.25 [13] (0:11.49)	0:11.76 [11] (0:11.76)
Average Speed [km/h]	50.1	60.3	60.2	61.7	59.9	60.9	63.7	62.5	61.4
Top Speed [km/h]	63.1	61.5	63.1	63.4	62.2	62.6	64.3	63.6	61.8
Avg. Dist. to Rail [m]	3.7	0.8	0.5	0.6	0.5	0.5	0.5	0.4	1.6
Avg. Stride Freq. [Hz]	2.1	2.3	2.3	2.2	2.2	2.2	2.3	2.3	2.3
Avg. Stride Length [m]	6.5	7.3	7.4	7.7	7.6	7.6	7.7	7.5	7.5



- [] Ranking at each section and finish
- .-.- No data available at this section
- NA No data available



Horse/Jockey Name	Sacred Mission
Final Rank	9
Fastest Section Time (Section)	0:11.55 (600m)
Top Speed [km/h] (Section)	65.8 (Overall)
Race State	Finished



Aquis Park Gold Coast QLD Professional

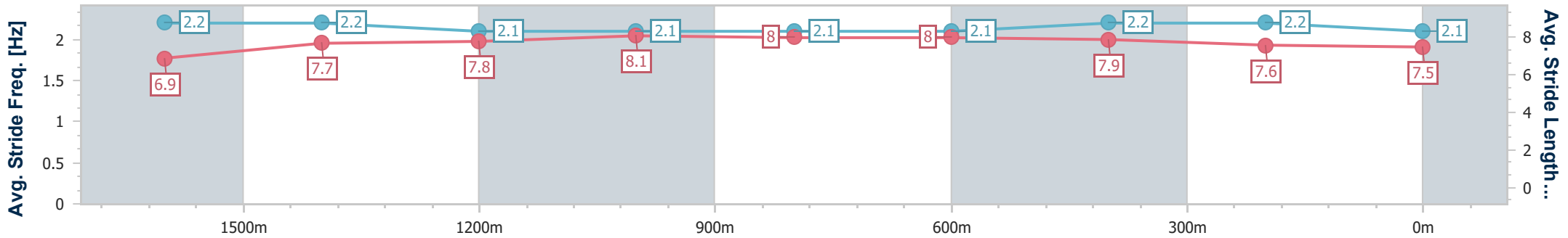
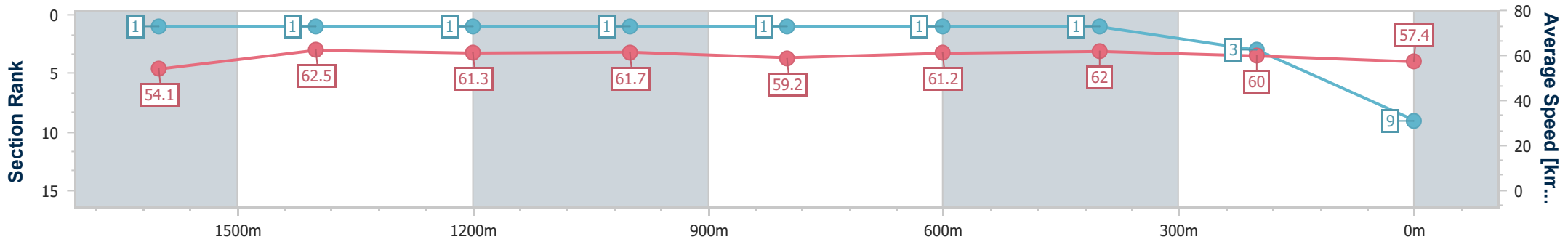
Race 7: THE TAB WAVE - 1800m

06 January 2024 - 16:35

Track Rating: Good 4, Weather: Overcast, Rail Position: True



Section	Overall	1600m	1400m	1200m	1000m	800m	600m	400m	200m
Section Times	1:48.42 [9] (0:13.33)	1:35.09 [1] (0:11.66)	1:23.43 [1] (0:11.73)	1:11.70 [1] (0:11.70)	1:00.00 [1] (0:12.19)	0:47.81 [1] (0:11.75)	0:36.06 [1] (0:11.55)	0:24.51 [1] (0:11.97)	0:12.54 [3] (0:12.54)
Average Speed [km/h]	54.1	62.5	61.3	61.7	59.2	61.2	62.0	60.0	57.4
Top Speed [km/h]	65.8	65.7	63.3	63.2	59.4	62.5	62.9	61.2	60.6
Avg. Dist. to Rail [m]	5.2	1.9	1.0	1.3	0.5	0.4	0.9	0.4	0.5
Avg. Stride Freq. [Hz]	2.2	2.2	2.1	2.1	2.1	2.1	2.2	2.2	2.1
Avg. Stride Length [m]	6.9	7.7	7.8	8.1	8.0	8.0	7.9	7.6	7.5



- [] Ranking at each section and finish
- .-.- No data available at this section
- NA No data available



Horse/Jockey Name	Ultimate Outcome
Final Rank	10
Fastest Section Time (Section)	0:11.39 (600m)
Top Speed [km/h] (Section)	64.9 (600m)
Race State	Finished



Aquis Park Gold Coast QLD Professional

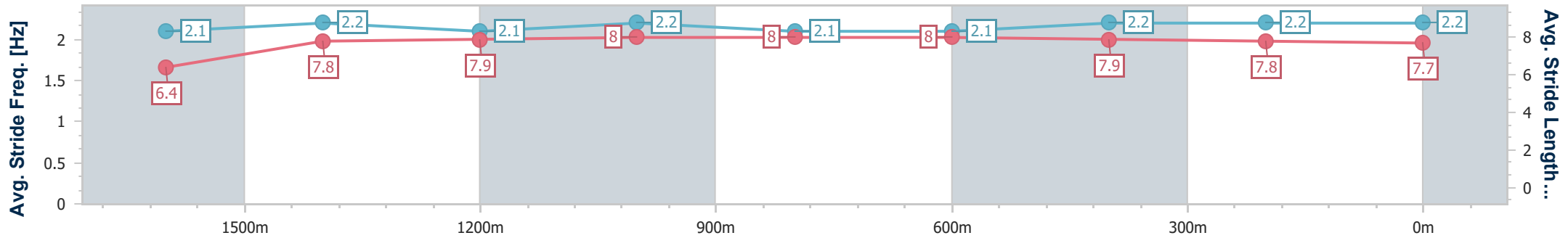
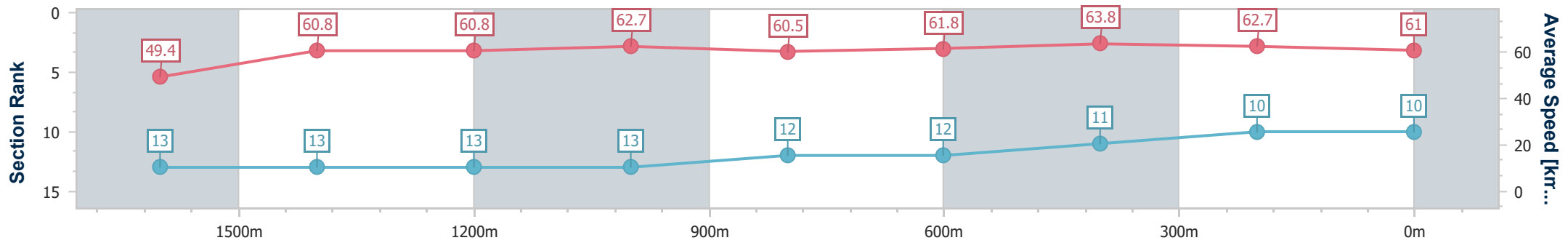
Race 7: THE TAB WAVE - 1800m

06 January 2024 - 16:35

Track Rating: Good 4, Weather: Overcast, Rail Position: True



Section	Overall	1600m	1400m	1200m	1000m	800m	600m	400m	200m
Section Times	1:48.43 [10] (0:14.60)	1:33.83 [13] (0:11.97)	1:21.86 [13] (0:11.94)	1:09.92 [13] (0:11.46)	0:58.46 [13] (0:12.05)	0:46.41 [12] (0:11.69)	0:34.72 [12] (0:11.39)	0:23.33 [11] (0:11.48)	0:11.85 [10] (0:11.85)
Average Speed [km/h]	49.4	60.8	60.8	62.7	60.5	61.8	63.8	62.7	61.0
Top Speed [km/h]	63.8	63.3	63.1	64.0	63.4	62.3	64.9	64.1	61.7
Avg. Dist. to Rail [m]	7.4	2.5	2.7	3.1	2.0	0.9	1.5	3.2	5.2
Avg. Stride Freq. [Hz]	2.1	2.2	2.1	2.2	2.1	2.1	2.2	2.2	2.2
Avg. Stride Length [m]	6.4	7.8	7.9	8.0	8.0	8.0	7.9	7.8	7.7



- [] Ranking at each section and finish
- .-.- No data available at this section
- NA No data available



Horse/Jockey Name	Old Song
Final Rank	11
Fastest Section Time (Section)	0:11.57 (400m)
Top Speed [km/h] (Section)	64.5 (600m)
Race State	Finished



Aquis Park Gold Coast QLD Professional

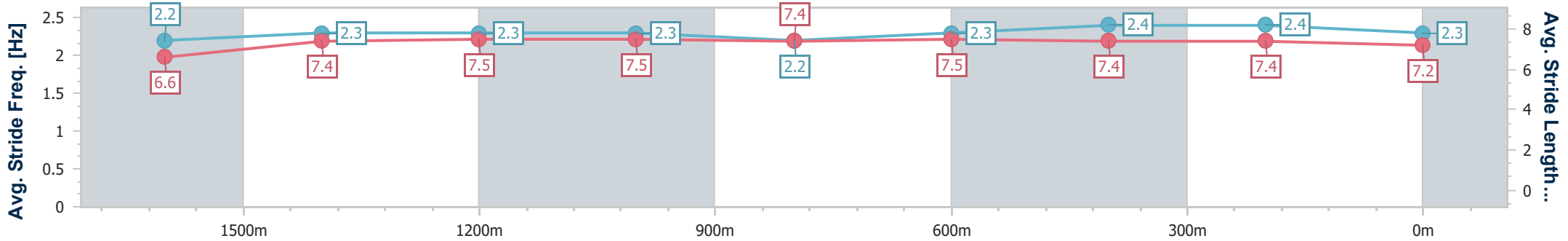
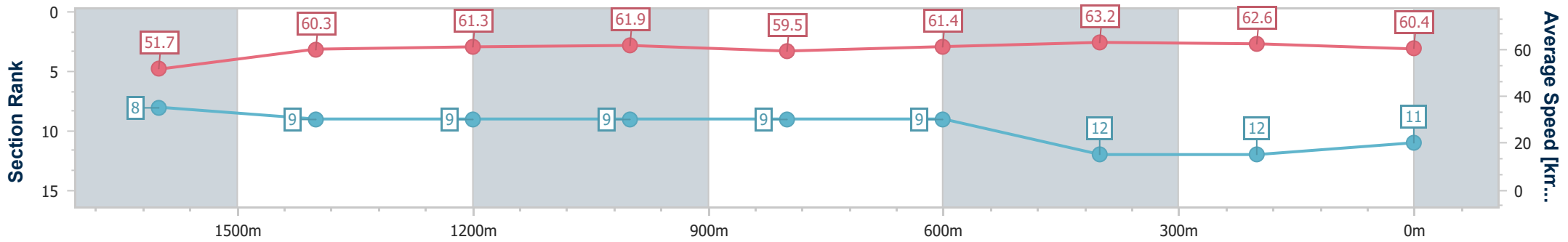
Race 7: THE TAB WAVE - 1800m

06 January 2024 - 16:35

Track Rating: Good 4, Weather: Overcast, Rail Position: True



Section	Overall	1600m	1400m	1200m	1000m	800m	600m	400m	200m
Section Times	1:48.66 [11] (0:13.94)	1:34.72 [8] (0:12.06)	1:22.66 [9] (0:11.83)	1:10.83 [9] (0:11.64)	0:59.19 [9] (0:12.21)	0:46.98 [9] (0:11.85)	0:35.13 [9] (0:11.61)	0:23.52 [12] (0:11.57)	0:11.95 [12] (0:11.95)
Average Speed [km/h]	51.7	60.3	61.3	61.9	59.5	61.4	63.2	62.6	60.4
Top Speed [km/h]	64.2	63.5	61.7	62.5	60.4	63.4	64.5	63.4	61.5
Avg. Dist. to Rail [m]	4.5	2.2	2.0	2.0	2.1	2.8	3.3	7.2	7.0
Avg. Stride Freq. [Hz]	2.2	2.3	2.3	2.3	2.2	2.3	2.4	2.4	2.3
Avg. Stride Length [m]	6.6	7.4	7.5	7.5	7.4	7.5	7.4	7.4	7.2



- [] Ranking at each section and finish
- .-.- No data available at this section
- NA No data available



Horse/Jockey Name	Chayse 'N' Artie
Final Rank	12
Fastest Section Time (Section)	0:11.61 (600m)
Top Speed [km/h] (Section)	65.4 (1600m)
Race State	Finished



Aquis Park Gold Coast QLD Professional

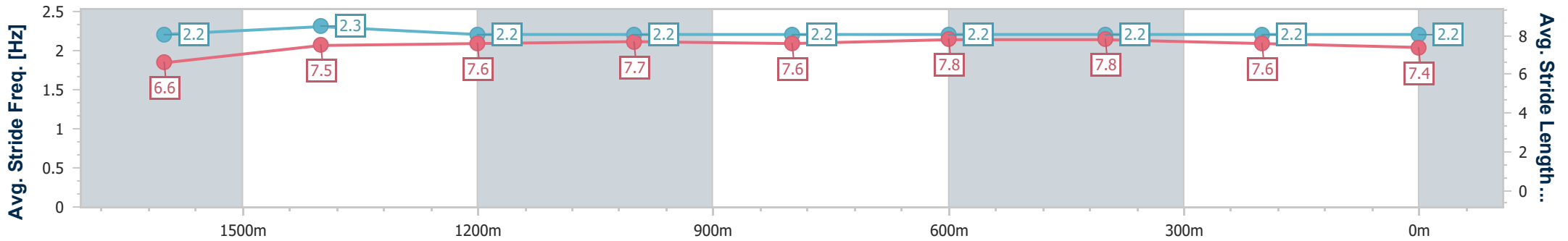
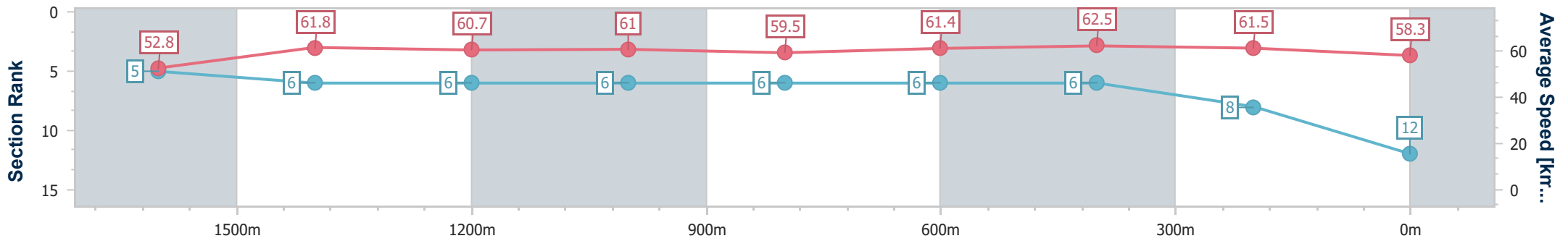
Race 7: THE TAB WAVE - 1800m

06 January 2024 - 16:35

Track Rating: Good 4, Weather: Overcast, Rail Position: True



Section	Overall	1600m	1400m	1200m	1000m	800m	600m	400m	200m				
Section Times	1:48.79 [12] (0:13.68)	1:35.11 [5] (0:11.80)	1:23.31 [6] (0:11.90)	1:11.41 [6] (0:11.79)	0:59.62 [6] (0:12.14)	0:47.48 [6] (0:11.74)	0:35.74 [6] (0:11.61)	0:24.13 [6] (0:11.76)	0:12.37 [8] (0:12.37)				
Average Speed [km/h]	52.8	61.8	60.7	61.0	59.5	61.4	62.5	61.5	58.3				
Top Speed [km/h]	65.4	65.4	61.8	62.3	60.9	62.8	63.0	62.3	60.1				
Avg. Dist. to Rail [m]	7.2	2.4	1.7	1.8	0.7	0.3	1.7	4.9	5.1				
Avg. Stride Freq. [Hz]	2.2	2.3	2.2	2.2	2.2	2.2	2.2	2.2	2.2				
Avg. Stride Length [m]	6.6	7.5	7.6	7.7	7.6	7.8	7.8	7.6	7.4				



- [] Ranking at each section and finish
- .-.- No data available at this section
- NA No data available



Horse/Jockey Name	Ivanov
Final Rank	13
Fastest Section Time (Section)	0:11.73 (800m)
Top Speed [km/h] (Section)	65.8 (Overall)
Race State	Finished



Aquis Park Gold Coast QLD Professional

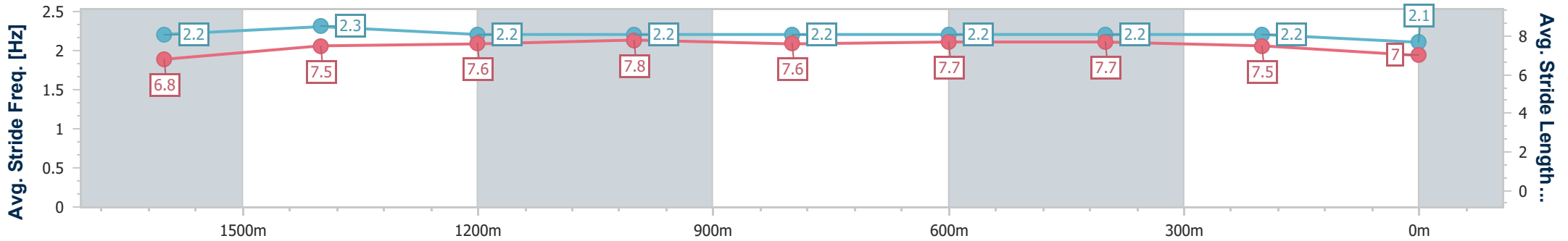
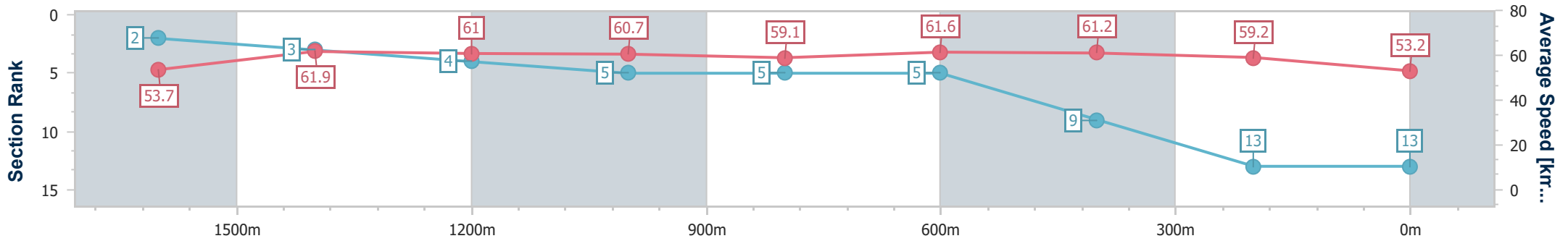
Race 7: THE TAB WAVE - 1800m

06 January 2024 - 16:35

Track Rating: Good 4, Weather: Overcast, Rail Position: True



Section	Overall	1600m	1400m	1200m	1000m	800m	600m	400m	200m			
Section Times	1:50.52 [13] (0:13.44)	1:37.08 [2] (0:11.81)	1:25.27 [3] (0:11.84)	1:13.43 [4] (0:11.86)	1:01.57 [5] (0:12.31)	0:49.26 [5] (0:11.73)	0:37.53 [5] (0:11.82)	0:25.71 [9] (0:12.18)	0:13.53 [13] (0:13.53)			
Average Speed [km/h]	53.7	61.9	61.0	60.7	59.1	61.6	61.2	59.2	53.2			
Top Speed [km/h]	65.8	65.5	62.3	62.2	60.6	63.1	62.9	60.7	56.4			
Avg. Dist. to Rail [m]	6.8	3.1	2.9	3.4	2.0	0.4	1.4	3.6	4.0			
Avg. Stride Freq. [Hz]	2.2	2.3	2.2	2.2	2.2	2.2	2.2	2.2	2.1			
Avg. Stride Length [m]	6.8	7.5	7.6	7.8	7.6	7.7	7.7	7.5	7.0			



- [] Ranking at each section and finish
- .-.- No data available at this section
- NA No data available