



Ipswich QLD Professional
Race 4: RECOVERY RACES 27TH JANUARY BENCHMARK 62 Handicap
- 2150m
06 January 2024 - 15:29



Track Rating: Good 4, Weather: Overcast, Rail Position: True

Section		Overall	2000m	1800m	1600m	1400m	1200m	1000m	Last 600m				
Field Times		2:14.07 (0:11.58)	2:02.49 (0:11.63)	1:50.86 (0:11.97)	1:38.89 (0:12.62)	1:26.27 (0:12.80)	1:13.47 (0:12.42)	1:01.05 (0:12.77)	0:35.75				
Rank	TAB Horse/Jockey	Barrier	Top Speed [km/h]	Fastest Section									Distance Travelled [m]
1	4 HARBELLE Brodie Loy	2	63.6 2000m	0:11.58 200m	2:14.07 [1] (0:11.81)	2:02.26 [5] (0:11.70)	1:50.56 [4] (0:12.03)	1:38.53 [5] (0:12.78)	1:25.75 [5] (0:12.71)	1:13.04 [5] (0:12.36)	1:00.68 [4] (0:12.75)	0:35.48	
2	2 SILVER WARRIOR Emily Lang	4	62.5 200m	0:11.58 Overall	2:14.39 [2] (0:11.58)	2:02.81 [1] (0:11.81)	1:51.00 [3] (0:12.09)	1:38.91 [3] (0:12.75)	1:26.16 [3] (0:12.72)	1:13.44 [4] (0:12.37)	1:01.07 [3] (0:12.76)	0:35.78	-7
3	9 VISUAL ELEMENT Les Tilley	1	63.1 400m	0:11.66 200m	2:14.40 [3] (0:11.75)	2:02.65 [4] (0:11.81)	1:50.84 [6] (0:12.15)	1:38.69 [6] (0:12.79)	1:25.90 [6] (0:12.78)	1:13.12 [6] (0:12.34)	1:00.78 [6] (0:12.72)	0:35.53	-6
4	3 VAN GOGH Sophie Wilcock	5	64.8 2000m	0:11.59 2000m	2:14.45 [4] (0:11.62)	2:02.83 [3] (0:11.59)	1:51.24 [1] (0:12.00)	1:39.24 [2] (0:12.76)	1:26.48 [2] (0:12.67)	1:13.81 [2] (0:12.45)	1:01.36 [2] (0:12.78)	0:36.10	+0
5	10 IRIDESSA Jaden Lloyd	3	62.5 400m	0:11.59 200m	2:14.48 [5] (0:12.12)	2:02.36 [7] (0:11.79)	1:50.57 [7] (0:12.03)	1:38.54 [7] (0:12.66)	1:25.88 [7] (0:12.74)	1:13.14 [8] (0:12.37)	1:00.77 [8] (0:12.65)	0:35.63	-1
6	7 STRONGBOW Jag Guthmann-Chester	7	62.7 2000m	0:11.61 2000m	2:14.88 [6] (0:11.92)	2:02.96 [6] (0:11.61)	1:51.35 [5] (0:12.00)	1:39.35 [4] (0:12.71)	1:26.64 [4] (0:12.69)	1:13.95 [3] (0:12.52)	1:01.43 [5] (0:12.55)	0:36.39	+4
7	11 LA VITTORIA Tahlia Fenlon	6	63.6 2000m	0:11.61 2000m	2:15.08 [7] (0:12.48)	2:02.60 [9] (0:11.61)	1:50.99 [8] (0:11.92)	1:39.07 [8] (0:12.65)	1:26.42 [8] (0:12.66)	1:13.76 [7] (0:12.35)	1:01.41 [7] (0:12.62)	0:36.40	+5
8	5 TIME TO TESTIFY Boris Thornton	9	62.7 400m	0:11.88 2000m	2:15.24 [8] (0:12.25)	2:02.99 [8] (0:11.88)	1:51.11 [9] (0:12.13)	1:38.98 [10] (0:12.59)	1:26.39 [10] (0:12.73)	1:13.66 [10] (0:12.37)	1:01.29 [10] (0:12.58)	0:36.28	+8
9	1 TEA LEAVES Jasper Franklin	8	62.4 2000m	0:11.74 2000m	2:15.38 [9] (0:12.58)	2:02.80 [10] (0:11.74)	1:51.06 [10] (0:11.92)	1:39.14 [9] (0:12.59)	1:26.55 [9] (0:12.75)	1:13.80 [9] (0:12.32)	1:01.48 [9] (0:12.62)	0:36.41	-2
10	8 FLEETING CHANCE Kirk Matheson	10	62.7 2000m	0:11.60 Overall	2:15.58 [10] (0:11.60)	2:03.98 [2] (0:11.62)	1:52.36 [2] (0:11.96)	1:40.40 [1] (0:12.62)	1:27.78 [1] (0:12.80)	1:14.98 [1] (0:12.42)	1:02.56 [1] (0:12.77)	0:37.26	-9

Scratched: Contreras (#6)

[] Ranking at each section and finish
 -:-:- No data available at this section
 NA No data available

SCN Saddle cloth number
 DNF Did not finish
 DNT Did not track



Ipswich QLD Professional
Race 4: RECOVERY RACES 27TH JANUARY BENCHMARK 62 Handicap
- 2150m
06 January 2024 - 15:29



Track Rating: Good 4, Weather: Overcast, Rail Position: True

Section						800m	600m	400m	200m	Last 600m		
Field Times						0:48.28 (0:12.53)	0:35.75 (0:12.11)	0:23.64 (0:12.06)	0:11.58 (0:11.58)	0:35.75		
Rank	TAB	Horse/Jockey	Barrier	Top Speed [km/h]	Fastest Section					Margin	Distance Travelled [m]	
1	4	HARBELLE Brodie Loy	2	63.6 2000m	0:11.58 200m	0:47.93 [5] (0:12.45)	0:35.48 [4] (0:12.04)	0:23.44 [3] (0:11.86)	0:11.58 [1] (0:11.58)	2:14.07	0:35.48	
2	2	SILVER WARRIOR Emily Lang	4	62.5 200m	0:11.58 Overall	0:48.31 [4] (0:12.53)	0:35.78 [5] (0:12.10)	0:23.68 [5] (0:12.00)	0:11.68 [3] (0:11.68)	1.8L	0:35.78	-7
3	9	VISUAL ELEMENT Les Tilley	1	63.1 400m	0:11.66 200m	0:48.06 [7] (0:12.53)	0:35.53 [8] (0:12.07)	0:23.46 [8] (0:11.80)	0:11.66 [4] (0:11.66)	1.9L	0:35.53	-6
4	3	VAN GOGH Sophie Wilcock	5	64.8 2000m	0:11.59 2000m	0:48.58 [2] (0:12.48)	0:36.10 [2] (0:12.08)	0:24.02 [1] (0:12.08)	0:11.94 [2] (0:11.94)	2.1L	0:36.10	+0
5	10	IRIDESSA Jaden Lloyd	3	62.5 400m	0:11.59 200m	0:48.12 [8] (0:12.49)	0:35.63 [7] (0:12.11)	0:23.52 [9] (0:11.93)	0:11.59 [8] (0:11.59)	2.3L	0:35.63	-1
6	7	STRONGBOW Jag Guthmann-Chester	7	62.7 2000m	0:11.61 2000m	0:48.88 [3] (0:12.49)	0:36.39 [3] (0:12.18)	0:24.21 [4] (0:12.19)	0:12.02 [6] (0:12.02)	4.6L	0:36.39	+4
7	11	LA VITTORIA Tahlia Fenlon	6	63.6 2000m	0:11.61 2000m	0:48.79 [6] (0:12.39)	0:36.40 [6] (0:12.11)	0:24.29 [6] (0:12.10)	0:12.19 [9] (0:12.19)	5.6L	0:36.40	+5
8	5	TIME TO TESTIFY Boris Thornton	9	62.7 400m	0:11.88 2000m	0:48.71 [10] (0:12.43)	0:36.28 [9] (0:11.93)	0:24.35 [7] (0:11.98)	0:12.37 [7] (0:12.37)	6.4L	0:36.28	+8
9	1	TEA LEAVES Jasper Franklin	8	62.4 2000m	0:11.74 2000m	0:48.86 [9] (0:12.45)	0:36.41 [10] (0:12.14)	0:24.27 [10] (0:12.02)	0:12.25 [10] (0:12.25)	7.2L	0:36.41	-2
10	8	FLEETING CHANCE Kirk Matheson	10	62.7 2000m	0:11.60 Overall	0:49.79 [1] (0:12.53)	0:37.26 [1] (0:12.24)	0:25.02 [2] (0:12.26)	0:12.76 [5] (0:12.76)	8.2L	0:37.26	-9

Scratched: Contreras (#6)

[] Ranking at each section and finish
 -:-:- No data available at this section
 NA No data available

SCN Saddle cloth number
 DNF Did not finish
 DNT Did not track



Horse/Jockey Name	Harbelle
Final Rank	1
Fastest Section Time (Section)	0:11.58 (200m)
Top Speed [km/h] (Section)	63.6 (2000m)
Race State	Finished



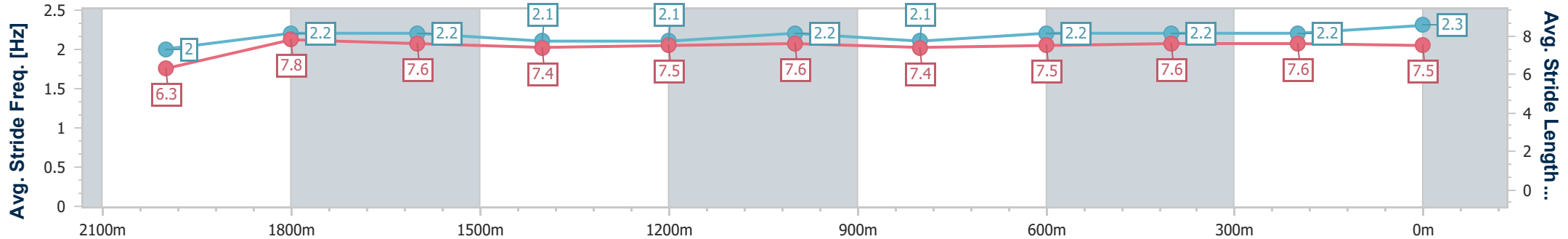
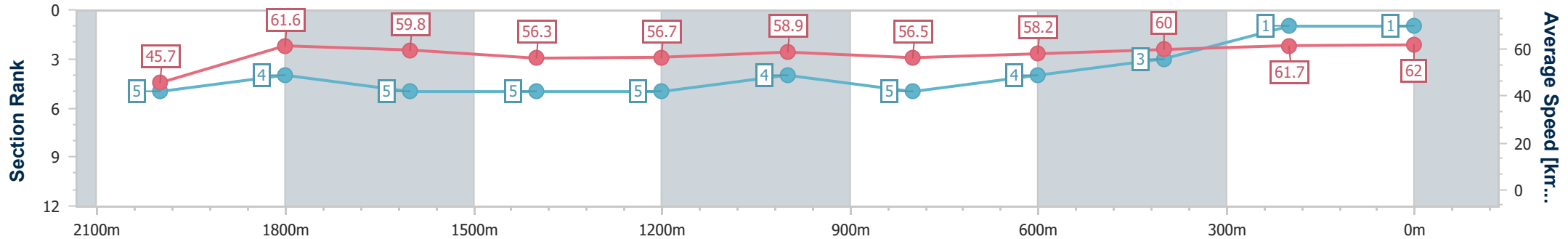
Ipswich QLD Professional
 Race 4: RECOVERY RACES 27TH JANUARY BENCHMARK 62
 Handicap - 2150m



06 January 2024 - 15:29

Track Rating: Good 4, Weather: Overcast, Rail Position: True

Section	Overall	2000m	1800m	1600m	1400m	1200m	1000m	800m	600m	400m	200m
Section Times	2:14.07 [1] (0:11.81)	2:02.26 [5] (0:11.70)	1:50.56 [4] (0:12.03)	1:38.53 [5] (0:12.78)	1:25.75 [5] (0:12.71)	1:13.04 [5] (0:12.36)	1:00.68 [4] (0:12.75)	0:47.93 [5] (0:12.45)	0:35.48 [4] (0:12.04)	0:23.44 [3] (0:11.86)	0:11.58 [1] (0:11.58)
Average Speed [km/h]	45.7	61.6	59.8	56.3	56.7	58.9	56.5	58.2	60.0	61.7	62.0
Top Speed [km/h]	62.7	63.6	61.9	57.2	58.3	59.6	57.6	60.6	60.7	62.9	62.8
Avg. Dist. to Rail [m]	4.4	0.8	0.4	0.5	0.5	1.9	0.9	1.8	1.6	3.6	2.3
Avg. Stride Freq. [Hz]	2.0	2.2	2.2	2.1	2.1	2.2	2.1	2.2	2.2	2.2	2.3
Avg. Stride Length [m]	6.3	7.8	7.6	7.4	7.5	7.6	7.4	7.5	7.6	7.6	7.5



- [] Ranking at each section and finish
- .-.- No data available at this section
- NA No data available



Horse/Jockey Name	Silver Warrior
Final Rank	2
Fastest Section Time (Section)	0:11.58 (Overall)
Top Speed [km/h] (Section)	62.5 (200m)
Race State	Finished



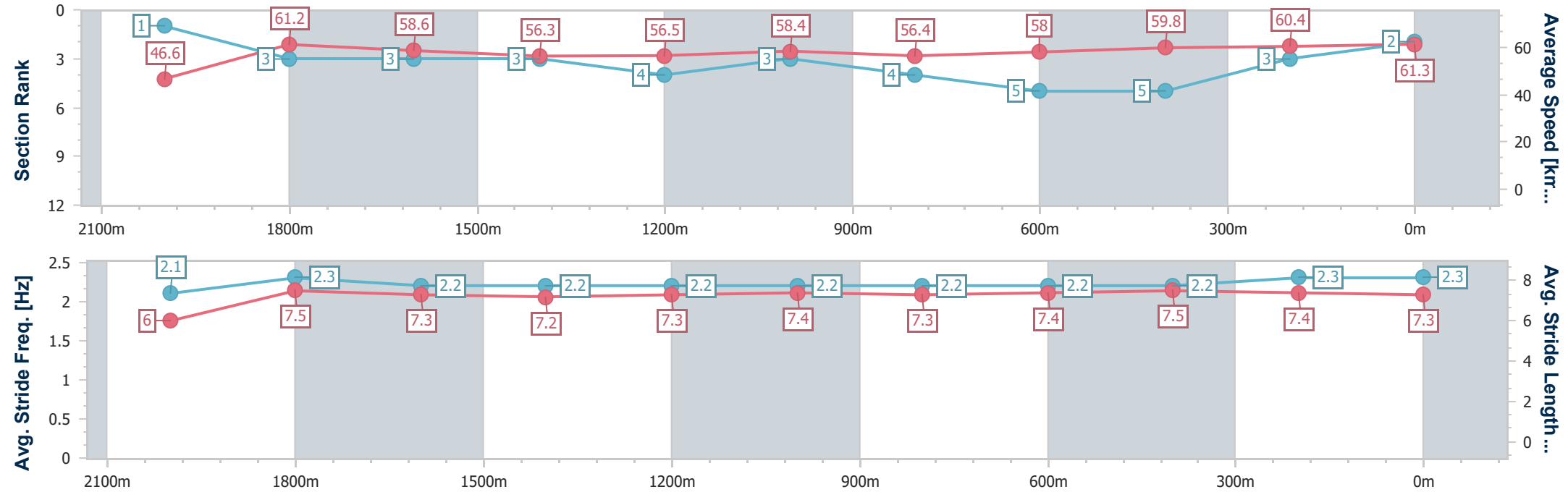
Ipswich QLD Professional
 Race 4: RECOVERY RACES 27TH JANUARY BENCHMARK 62
 Handicap - 2150m



06 January 2024 - 15:29

Track Rating: Good 4, Weather: Overcast, Rail Position: True

Section	Overall	2000m	1800m	1600m	1400m	1200m	1000m	800m	600m	400m	200m
Section Times	2:14.39 [2] (0:11.58)	2:02.81 [1] (0:11.81)	1:51.00 [3] (0:12.09)	1:38.91 [3] (0:12.75)	1:26.16 [3] (0:12.72)	1:13.44 [4] (0:12.37)	1:01.07 [3] (0:12.76)	0:48.31 [4] (0:12.53)	0:35.78 [5] (0:12.10)	0:23.68 [5] (0:12.00)	0:11.68 [3] (0:11.68)
Average Speed [km/h]	46.6	61.2	58.6	56.3	56.5	58.4	56.4	58.0	59.8	60.4	61.3
Top Speed [km/h]	61.4	61.7	61.4	56.8	58.3	59.0	57.5	59.7	60.3	62.3	62.5
Avg. Dist. to Rail [m]	6.4	0.9	1.5	1.3	0.9	1.0	0.6	1.8	1.3	2.1	0.7
Avg. Stride Freq. [Hz]	2.1	2.3	2.2	2.2	2.2	2.2	2.2	2.2	2.2	2.3	2.3
Avg. Stride Length [m]	6.0	7.5	7.3	7.2	7.3	7.4	7.3	7.4	7.5	7.4	7.3



- [] Ranking at each section and finish
- .-.- No data available at this section
- NA No data available



Horse/Jockey Name	Visual Element
Final Rank	3
Fastest Section Time (Section)	0:11.66 (200m)
Top Speed [km/h] (Section)	63.1 (400m)
Race State	Finished



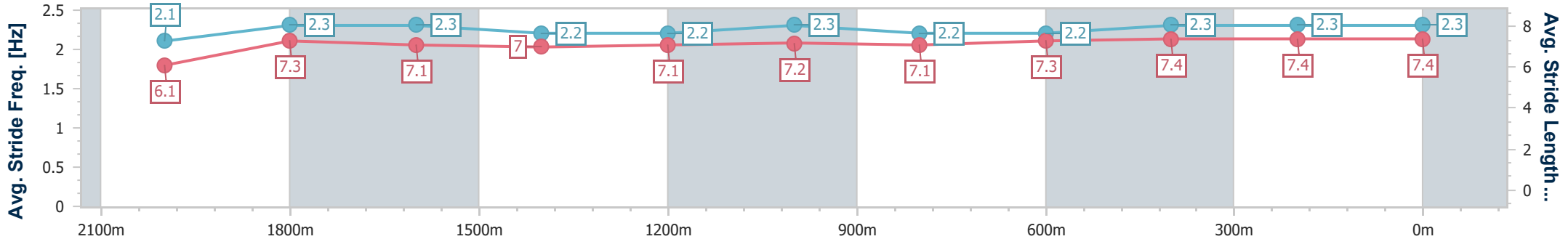
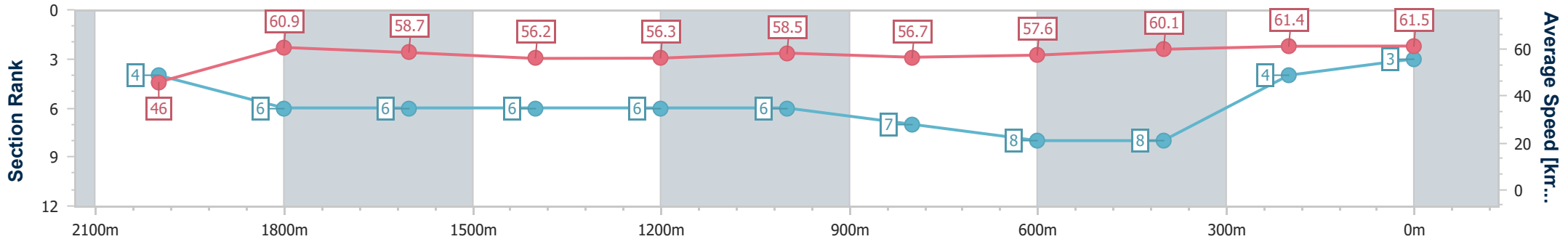
Ipswich QLD Professional
 Race 4: RECOVERY RACES 27TH JANUARY BENCHMARK 62
 Handicap - 2150m



06 January 2024 - 15:29

Track Rating: Good 4, Weather: Overcast, Rail Position: True

Section	Overall	2000m	1800m	1600m	1400m	1200m	1000m	800m	600m	400m	200m
Section Times	2:14.40 [3] (0:11.75)	2:02.65 [4] (0:11.81)	1:50.84 [6] (0:12.15)	1:38.69 [6] (0:12.79)	1:25.90 [6] (0:12.78)	1:13.12 [6] (0:12.34)	1:00.78 [6] (0:12.72)	0:48.06 [7] (0:12.53)	0:35.53 [8] (0:12.07)	0:23.46 [8] (0:11.80)	0:11.66 [4] (0:11.66)
Average Speed [km/h]	46.0	60.9	58.7	56.2	56.3	58.5	56.7	57.6	60.1	61.4	61.5
Top Speed [km/h]	61.3	62.0	61.1	57.5	58.1	59.2	57.7	59.6	60.7	63.1	62.3
Avg. Dist. to Rail [m]	2.6	0.4	1.3	0.8	0.6	1.1	0.6	1.4	1.2	1.2	0.3
Avg. Stride Freq. [Hz]	2.1	2.3	2.3	2.2	2.2	2.3	2.2	2.2	2.3	2.3	2.3
Avg. Stride Length [m]	6.1	7.3	7.1	7.0	7.1	7.2	7.1	7.3	7.4	7.4	7.4



- [] Ranking at each section and finish
- .-.- No data available at this section
- NA No data available



Horse/Jockey Name	Van Gogh
Final Rank	4
Fastest Section Time (Section)	0:11.59 (2000m)
Top Speed [km/h] (Section)	64.8 (2000m)
Race State	Finished



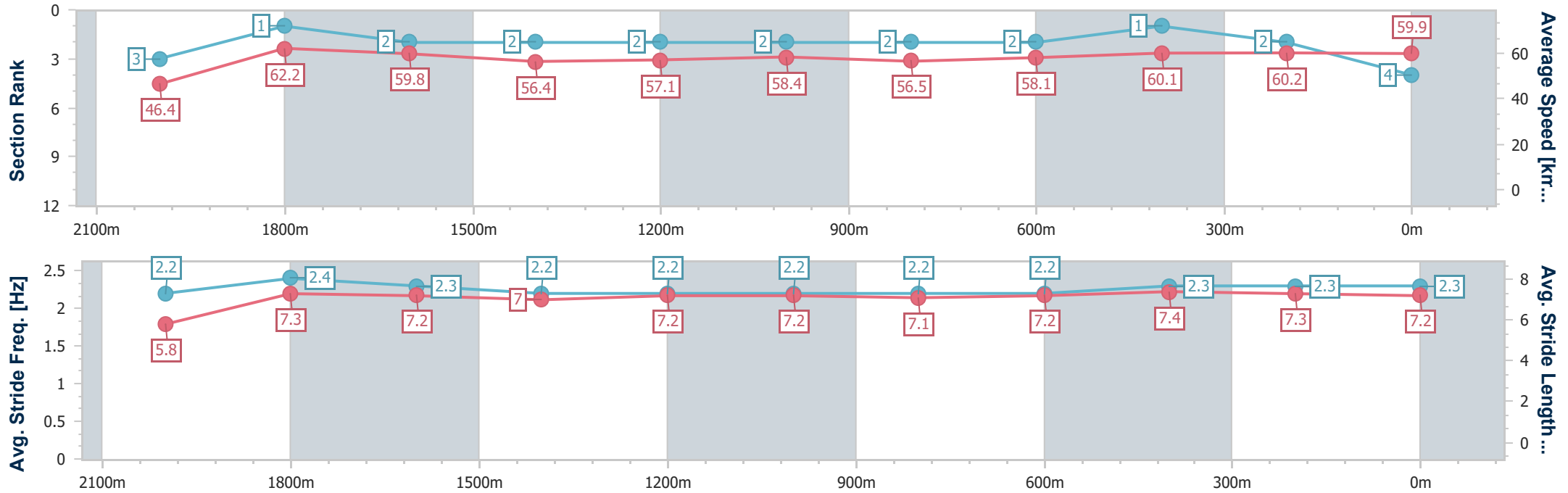
Ipswich QLD Professional
Race 4: RECOVERY RACES 27TH JANUARY BENCHMARK 62
Handicap - 2150m



06 January 2024 - 15:29

Track Rating: Good 4, Weather: Overcast, Rail Position: True

Section	Overall	2000m	1800m	1600m	1400m	1200m	1000m	800m	600m	400m	200m
Section Times	2:14.45 [4] (0:11.62)	2:02.83 [3] (0:11.59)	1:51.24 [1] (0:12.00)	1:39.24 [2] (0:12.76)	1:26.48 [2] (0:12.67)	1:13.81 [2] (0:12.45)	1:01.36 [2] (0:12.78)	0:48.58 [2] (0:12.48)	0:36.10 [2] (0:12.08)	0:24.02 [1] (0:12.08)	0:11.94 [2] (0:11.94)
Average Speed [km/h]	46.4	62.2	59.8	56.4	57.1	58.4	56.5	58.1	60.1	60.2	59.9
Top Speed [km/h]	61.9	64.8	61.2	57.1	58.7	59.0	57.3	59.4	60.5	60.6	60.8
Avg. Dist. to Rail [m]	7.7	2.0	0.5	0.3	0.5	2.3	1.6	2.2	1.9	2.5	1.3
Avg. Stride Freq. [Hz]	2.2	2.4	2.3	2.2	2.2	2.2	2.2	2.2	2.3	2.3	2.3
Avg. Stride Length [m]	5.8	7.3	7.2	7.0	7.2	7.2	7.1	7.2	7.4	7.3	7.2



- [] Ranking at each section and finish
- .-.- No data available at this section
- NA No data available



Horse/Jockey Name	Iridessa
Final Rank	5
Fastest Section Time (Section)	0:11.59 (200m)
Top Speed [km/h] (Section)	62.5 (400m)
Race State	Finished



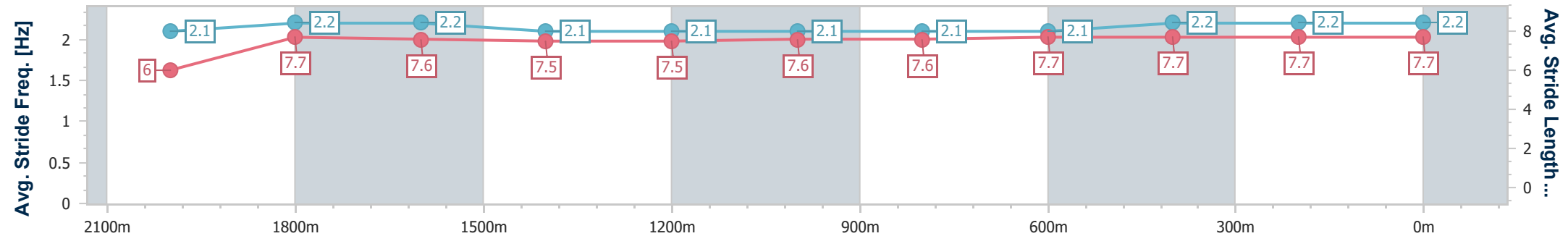
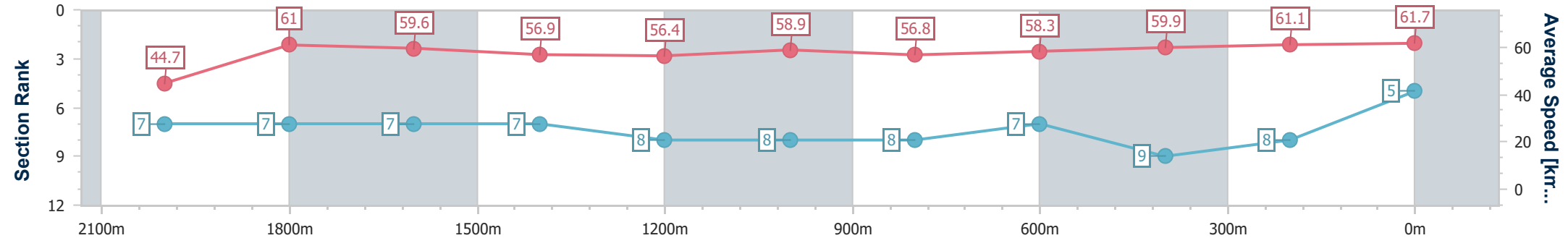
Ipswich QLD Professional
 Race 4: RECOVERY RACES 27TH JANUARY BENCHMARK 62
 Handicap - 2150m



06 January 2024 - 15:29

Track Rating: Good 4, Weather: Overcast, Rail Position: True

Section	Overall	2000m	1800m	1600m	1400m	1200m	1000m	800m	600m	400m	200m
Section Times	2:14.48 [5] (0:12.12)	2:02.36 [7] (0:11.79)	1:50.57 [7] (0:12.03)	1:38.54 [7] (0:12.66)	1:25.88 [7] (0:12.74)	1:13.14 [8] (0:12.37)	1:00.77 [8] (0:12.65)	0:48.12 [8] (0:12.49)	0:35.63 [7] (0:12.11)	0:23.52 [9] (0:11.93)	0:11.59 [8] (0:11.59)
Average Speed [km/h]	44.7	61.0	59.6	56.9	56.4	58.9	56.8	58.3	59.9	61.1	61.7
Top Speed [km/h]	60.8	62.1	61.1	57.6	58.0	59.2	58.5	59.6	60.4	62.5	62.4
Avg. Dist. to Rail [m]	5.0	0.6	1.1	0.4	0.4	1.6	1.2	2.5	2.1	3.5	4.8
Avg. Stride Freq. [Hz]	2.1	2.2	2.2	2.1	2.1	2.1	2.1	2.1	2.2	2.2	2.2
Avg. Stride Length [m]	6.0	7.7	7.6	7.5	7.5	7.6	7.6	7.7	7.7	7.7	7.7



- [] Ranking at each section and finish
- .-.- No data available at this section
- NA No data available



Horse/Jockey Name	Strongbow
Final Rank	6
Fastest Section Time (Section)	0:11.61 (2000m)
Top Speed [km/h] (Section)	62.7 (2000m)
Race State	Finished



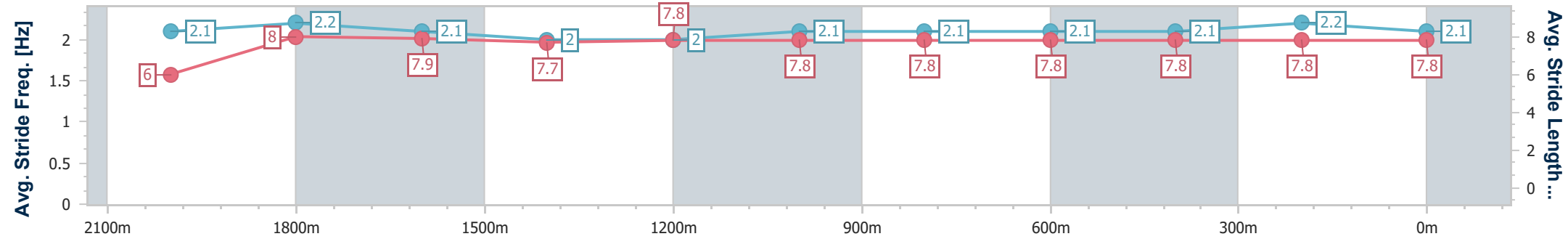
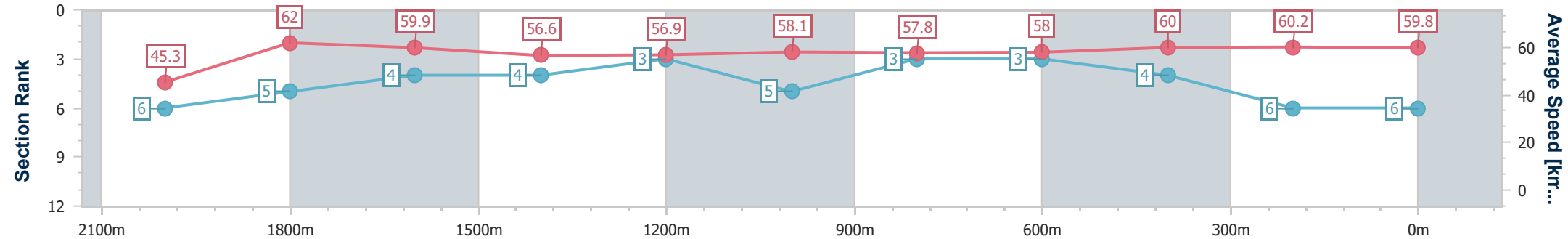
Ipswich QLD Professional
 Race 4: RECOVERY RACES 27TH JANUARY BENCHMARK 62
 Handicap - 2150m



06 January 2024 - 15:29

Track Rating: Good 4, Weather: Overcast, Rail Position: True

Section	Overall	2000m	1800m	1600m	1400m	1200m	1000m	800m	600m	400m	200m
Section Times	2:14.88 [6] (0:11.92)	2:02.96 [6] (0:11.61)	1:51.35 [5] (0:12.00)	1:39.35 [4] (0:12.71)	1:26.64 [4] (0:12.69)	1:13.95 [3] (0:12.52)	1:01.43 [5] (0:12.55)	0:48.88 [3] (0:12.49)	0:36.39 [3] (0:12.18)	0:24.21 [4] (0:12.19)	0:12.02 [6] (0:12.02)
Average Speed [km/h]	45.3	62.0	59.9	56.6	56.9	58.1	57.8	58.0	60.0	60.2	59.8
Top Speed [km/h]	62.6	62.7	62.4	57.1	57.8	58.8	57.8	59.6	60.4	61.0	61.0
Avg. Dist. to Rail [m]	8.3	1.7	0.6	0.2	0.5	2.4	1.9	2.7	3.1	5.4	6.7
Avg. Stride Freq. [Hz]	2.1	2.2	2.1	2.0	2.0	2.1	2.1	2.1	2.1	2.2	2.1
Avg. Stride Length [m]	6.0	8.0	7.9	7.7	7.8	7.8	7.8	7.8	7.8	7.8	7.8



- [] Ranking at each section and finish
- .-.- No data available at this section
- NA No data available



Horse/Jockey Name	La Vittoria
Final Rank	7
Fastest Section Time (Section)	0:11.61 (2000m)
Top Speed [km/h] (Section)	63.6 (2000m)
Race State	Finished



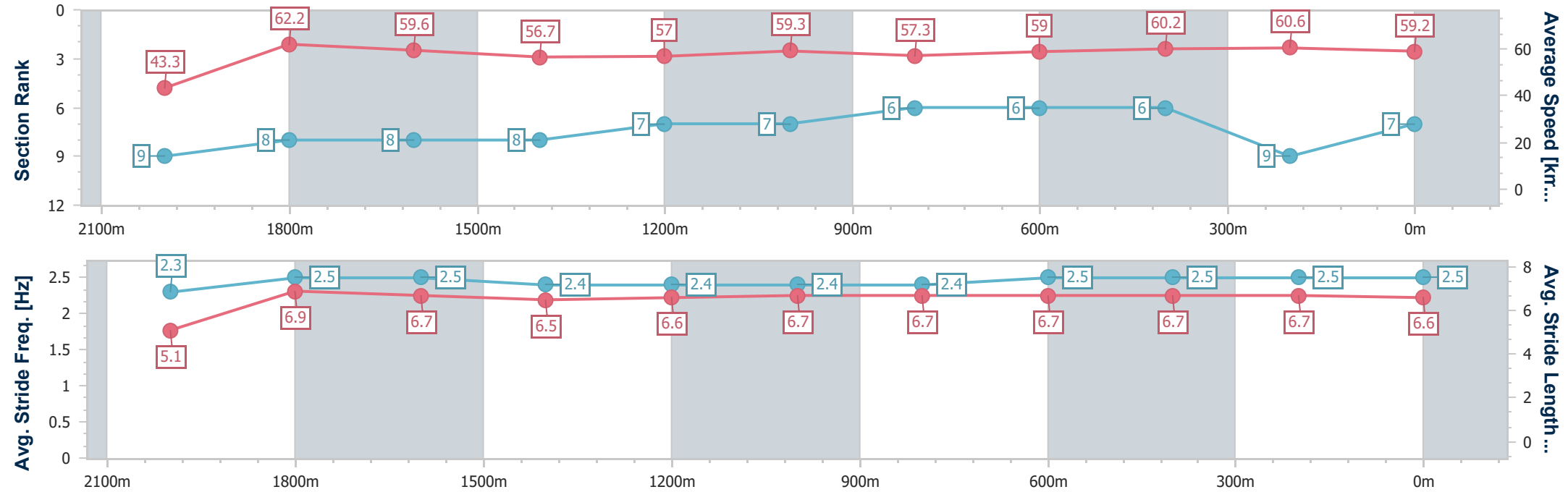
Ipswich QLD Professional
 Race 4: RECOVERY RACES 27TH JANUARY BENCHMARK 62
 Handicap - 2150m



06 January 2024 - 15:29

Track Rating: Good 4, Weather: Overcast, Rail Position: True

Section	Overall	2000m	1800m	1600m	1400m	1200m	1000m	800m	600m	400m	200m
Section Times	2:15.08 [7] (0:12.48)	2:02.60 [9] (0:11.61)	1:50.99 [8] (0:11.92)	1:39.07 [8] (0:12.65)	1:26.42 [8] (0:12.66)	1:13.76 [7] (0:12.35)	1:01.41 [7] (0:12.62)	0:48.79 [6] (0:12.39)	0:36.40 [6] (0:12.11)	0:24.29 [6] (0:12.10)	0:12.19 [9] (0:12.19)
Average Speed [km/h]	43.3	62.2	59.6	56.7	57.0	59.3	57.3	59.0	60.2	60.6	59.2
Top Speed [km/h]	60.7	63.6	61.0	58.6	58.4	60.0	58.4	60.0	60.9	61.4	60.8
Avg. Dist. to Rail [m]	7.6	1.6	1.5	0.7	0.6	3.0	2.7	3.7	3.4	6.1	7.8
Avg. Stride Freq. [Hz]	2.3	2.5	2.5	2.4	2.4	2.4	2.4	2.5	2.5	2.5	2.5
Avg. Stride Length [m]	5.1	6.9	6.7	6.5	6.6	6.7	6.7	6.7	6.7	6.7	6.6



- [] Ranking at each section and finish
- .-.- No data available at this section
- NA No data available



Horse/Jockey Name	Time To Testify
Final Rank	8
Fastest Section Time (Section)	0:11.88 (2000m)
Top Speed [km/h] (Section)	62.7 (400m)
Race State	Finished



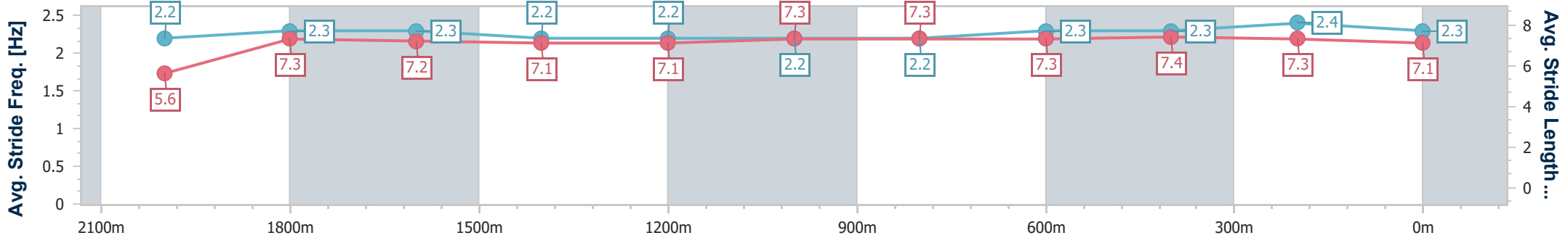
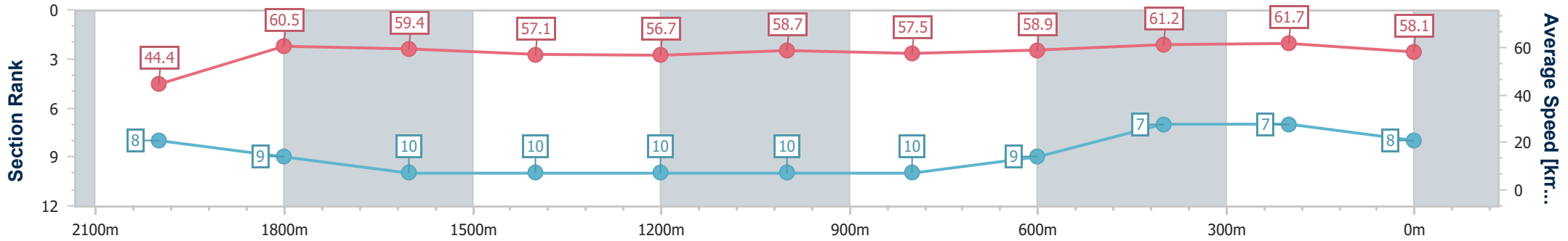
Ipswich QLD Professional
Race 4: RECOVERY RACES 27TH JANUARY BENCHMARK 62
Handicap - 2150m



06 January 2024 - 15:29

Track Rating: Good 4, Weather: Overcast, Rail Position: True

Section	Overall	2000m	1800m	1600m	1400m	1200m	1000m	800m	600m	400m	200m
Section Times	2:15.24 [8] (0:12.25)	2:02.99 [8] (0:11.88)	1:51.11 [9] (0:12.13)	1:38.98 [10] (0:12.59)	1:26.39 [10] (0:12.73)	1:13.66 [10] (0:12.37)	1:01.29 [10] (0:12.58)	0:48.71 [10] (0:12.43)	0:36.28 [9] (0:11.93)	0:24.35 [7] (0:11.98)	0:12.37 [7] (0:12.37)
Average Speed [km/h]	44.4	60.5	59.4	57.1	56.7	58.7	57.5	58.9	61.2	61.7	58.1
Top Speed [km/h]	57.8	61.9	60.1	58.3	57.2	59.7	58.7	60.1	62.0	62.7	60.4
Avg. Dist. to Rail [m]	11.1	2.4	0.7	0.5	0.5	2.1	1.8	3.5	4.3	7.1	8.9
Avg. Stride Freq. [Hz]	2.2	2.3	2.3	2.2	2.2	2.2	2.2	2.3	2.3	2.4	2.3
Avg. Stride Length [m]	5.6	7.3	7.2	7.1	7.1	7.3	7.3	7.3	7.4	7.3	7.1



- [] Ranking at each section and finish
- .-.- No data available at this section
- NA No data available



Horse/Jockey Name	Tea Leaves
Final Rank	9
Fastest Section Time (Section)	0:11.74 (2000m)
Top Speed [km/h] (Section)	62.4 (2000m)
Race State	Finished



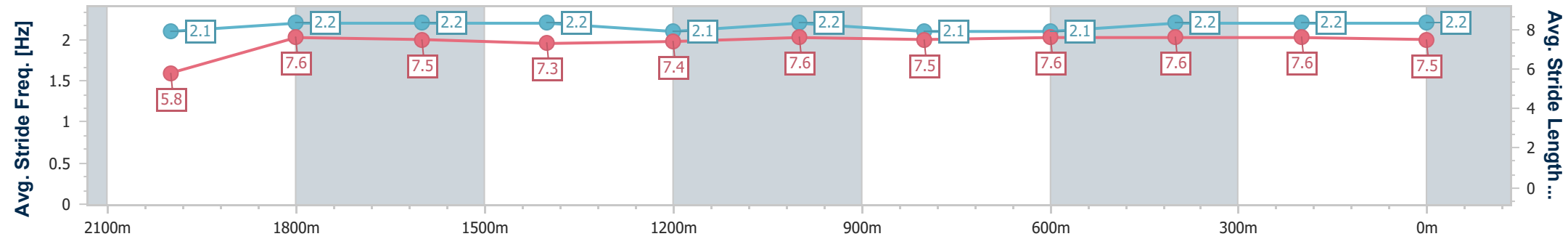
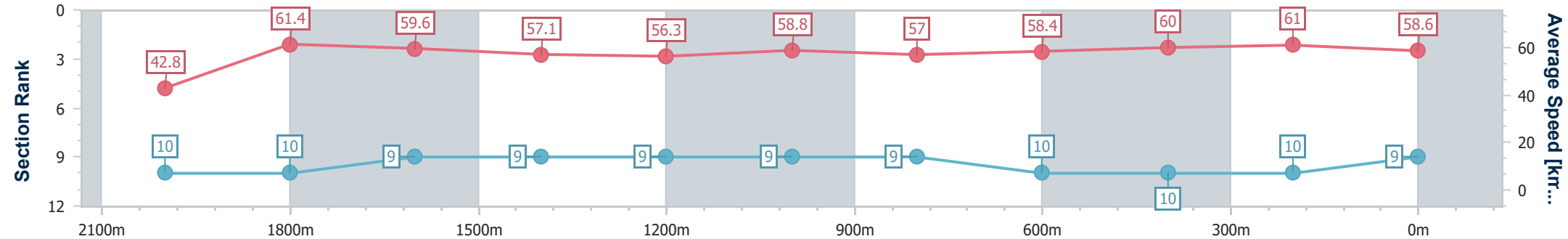
Ipswich QLD Professional
Race 4: RECOVERY RACES 27TH JANUARY BENCHMARK 62
Handicap - 2150m



06 January 2024 - 15:29

Track Rating: Good 4, Weather: Overcast, Rail Position: True

Section	Overall	2000m	1800m	1600m	1400m	1200m	1000m	800m	600m	400m	200m
Section Times	2:15.38 [9] (0:12.58)	2:02.80 [10] (0:11.74)	1:51.06 [10] (0:11.92)	1:39.14 [9] (0:12.59)	1:26.55 [9] (0:12.75)	1:13.80 [9] (0:12.32)	1:01.48 [9] (0:12.62)	0:48.86 [9] (0:12.45)	0:36.41 [10] (0:12.14)	0:24.27 [10] (0:12.02)	0:12.25 [10] (0:12.25)
Average Speed [km/h]	42.8	61.4	59.6	57.1	56.3	58.8	57.0	58.4	60.0	61.0	58.6
Top Speed [km/h]	60.5	62.4	61.3	57.7	57.1	59.2	58.4	59.4	61.4	61.5	60.7
Avg. Dist. to Rail [m]	9.4	1.7	1.4	1.4	0.8	1.0	0.9	2.1	2.7	6.3	7.5
Avg. Stride Freq. [Hz]	2.1	2.2	2.2	2.2	2.1	2.2	2.1	2.1	2.2	2.2	2.2
Avg. Stride Length [m]	5.8	7.6	7.5	7.3	7.4	7.6	7.5	7.6	7.6	7.6	7.5



- [] Ranking at each section and finish
- .-.- No data available at this section
- NA No data available



Horse/Jockey Name	Fleeting Chance
Final Rank	10
Fastest Section Time (Section)	0:11.60 (Overall)
Top Speed [km/h] (Section)	62.7 (2000m)
Race State	Finished



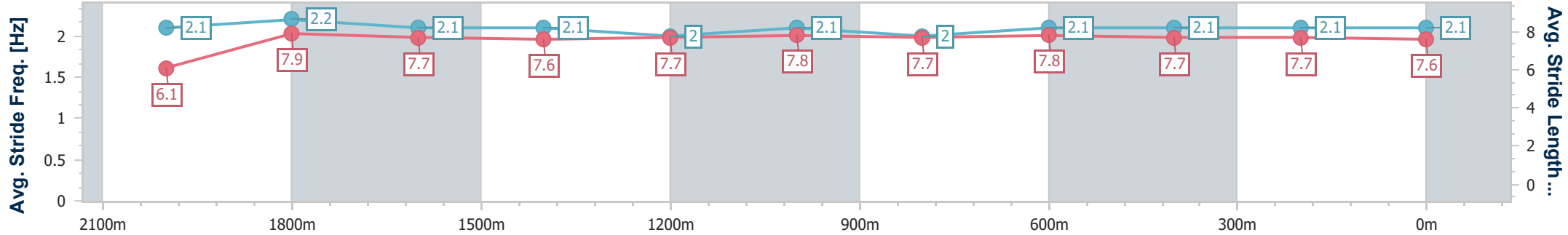
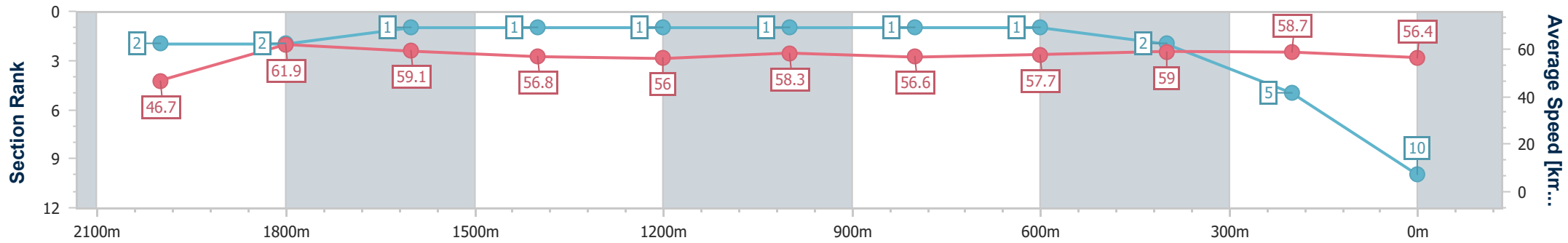
Ipswich QLD Professional
Race 4: RECOVERY RACES 27TH JANUARY BENCHMARK 62
Handicap - 2150m



06 January 2024 - 15:29

Track Rating: Good 4, Weather: Overcast, Rail Position: True

Section	Overall	2000m	1800m	1600m	1400m	1200m	1000m	800m	600m	400m	200m
Section Times	2:15.58 [10] (0:11.60)	2:03.98 [2] (0:11.62)	1:52.36 [2] (0:11.96)	1:40.40 [1] (0:12.62)	1:27.78 [1] (0:12.80)	1:14.98 [1] (0:12.42)	1:02.56 [1] (0:12.77)	0:49.79 [1] (0:12.53)	0:37.26 [1] (0:12.24)	0:25.02 [2] (0:12.26)	0:12.76 [5] (0:12.76)
Average Speed [km/h]	46.7	61.9	59.1	56.8	56.0	58.3	56.6	57.7	59.0	58.7	56.4
Top Speed [km/h]	61.9	62.7	62.1	58.0	57.9	59.1	57.8	59.3	61.0	60.6	57.9
Avg. Dist. to Rail [m]	11.3	1.0	2.2	2.6	1.2	1.6	1.3	1.5	0.9	0.8	1.6
Avg. Stride Freq. [Hz]	2.1	2.2	2.1	2.1	2.0	2.1	2.0	2.1	2.1	2.1	2.1
Avg. Stride Length [m]	6.1	7.9	7.7	7.6	7.7	7.8	7.7	7.8	7.7	7.7	7.6



- [] Ranking at each section and finish
- .-.- No data available at this section
- NA No data available