



Sunshine Coast QLD Professional

Race 1: TAB Class 3 Handicap - 1600m

07 January 2024 - 13:10



Track Rating: Heavy 10, Weather: Overcast, Rail Position: +7m

Section		Overall	1400m	1200m	1000m	800m	600m	400m	Last 600m				
Field Times		1:39.27 (0:13.86)	1:25.41 (0:12.10)	1:13.31 (0:12.74)	1:00.57 (0:12.92)	0:47.65 (0:12.45)	0:35.20 (0:11.76)	0:23.44 (0:11.29)	0:35.20				
Rank	TAB Horse/Jockey	Barrier	Top Speed [km/h]	Fastest Section									Distance Travelled [m]
1	2 DEEP TEMPEST Ryan Maloney	6	64.6 Overall	0:11.29 400m	1:39.27 [1] (0:13.86)	1:25.41 [1] (0:12.10)	1:13.31 [1] (0:12.74)	1:00.57 [1] (0:12.92)	0:47.65 [1] (0:12.45)	0:35.20 [1] (0:11.76)	0:23.44 [1] (0:11.29)	0:35.20	
2	4 SPEED MAP Wanderson D'Avila	1	66.1 400m	0:11.17 400m	1:39.36 [2] (0:14.59)	1:24.77 [6] (0:12.12)	1:12.65 [6] (0:12.80)	0:59.85 [6] (0:12.83)	0:47.02 [5] (0:12.18)	0:34.84 [5] (0:11.71)	0:23.13 [5] (0:11.17)	0:34.84	-5
3	1 MASTER MARKO Jaden Lloyd	4	65.6 400m	0:11.21 400m	1:39.73 [3] (0:14.39)	1:25.34 [4] (0:12.08)	1:13.26 [4] (0:12.67)	1:00.59 [4] (0:12.87)	0:47.72 [3] (0:12.34)	0:35.38 [3] (0:11.83)	0:23.55 [4] (0:11.21)	0:35.38	-1
4	3 FLYING ROTHE Robbie Dolan	2	64.3 400m	0:11.45 400m	1:39.87 [4] (0:13.99)	1:25.88 [2] (0:12.18)	1:13.70 [2] (0:12.75)	1:00.95 [2] (0:12.89)	0:48.06 [2] (0:12.42)	0:35.64 [2] (0:11.82)	0:23.82 [2] (0:11.45)	0:35.64	-1
5	7 PARISIAN LADY Angela Jones	5	63.8 400m	0:11.43 400m	1:39.88 [5] (0:14.56)	1:25.32 [5] (0:12.07)	1:13.25 [5] (0:12.80)	1:00.45 [5] (0:12.97)	0:47.48 [6] (0:12.24)	0:35.24 [6] (0:11.76)	0:23.48 [6] (0:11.43)	0:35.24	-1
6	5 REDENTE CHOICE Ben Thompson	3	64.8 400m	0:11.36 400m	1:39.91 [6] (0:14.19)	1:25.72 [3] (0:12.16)	1:13.56 [3] (0:12.76)	1:00.80 [3] (0:12.94)	0:47.86 [4] (0:12.35)	0:35.51 [4] (0:11.72)	0:23.79 [3] (0:11.36)	0:35.51	+2

Scratched: Darchinian (#6)

[] Ranking at each section and finish
 -:-:- No data available at this section
 NA No data available

SCN Saddle cloth number
 DNF Did not finish
 DNT Did not track



Sunshine Coast QLD Professional

Race 1: TAB Class 3 Handicap - 1600m

07 January 2024 - 13:10



Track Rating: Heavy 10, Weather: Overcast, Rail Position: +7m

Section				200m				Last 600m	
Field Times				0:12.15 (0:12.15)				0:35.20	
Rank	TAB	Horse/Jockey	Barrier	Top Speed [km/h]	Fastest Section	Margin			Distance Travelled [m]
1	2	DEEP TEMPEST Ryan Maloney	6	64.6 Overall	0:11.29 400m	0:12.15 [1] (0:12.15)	1:39.27		0:35.20
2	4	SPEED MAP Wanderson D'Avila	1	66.1 400m	0:11.17 400m	0:11.96 [3] (0:11.96)	0.4L		0:34.84 -5
3	1	MASTER MARKO Jaden Lloyd	4	65.6 400m	0:11.21 400m	0:12.34 [2] (0:12.34)	2.4L		0:35.38 -1
4	3	FLYING ROTHE Robbie Dolan	2	64.3 400m	0:11.45 400m	0:12.37 [5] (0:12.37)	3.2L		0:35.64 -1
5	7	PARISIAN LADY Angela Jones	5	63.8 400m	0:11.43 400m	0:12.05 [6] (0:12.05)	3.3L		0:35.24 -1
6	5	REDEnte CHOICE Ben Thompson	3	64.8 400m	0:11.36 400m	0:12.43 [4] (0:12.43)	3.4L		0:35.51 +2

Scratched: Darchinian (#6)



Horse/Jockey Name	Deep Tempest
Final Rank	1
Fastest Section Time (Section)	0:11.29 (400m)
Top Speed [km/h] (Section)	64.6 (Overall)
Race State	Finished



Sunshine Coast QLD Professional

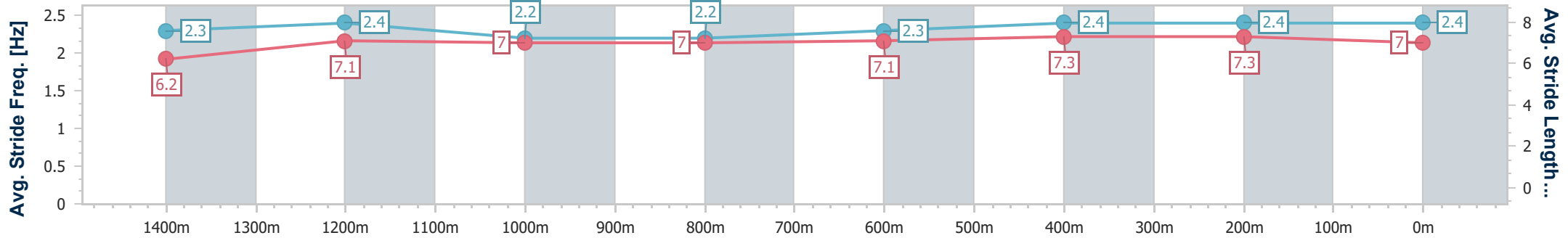
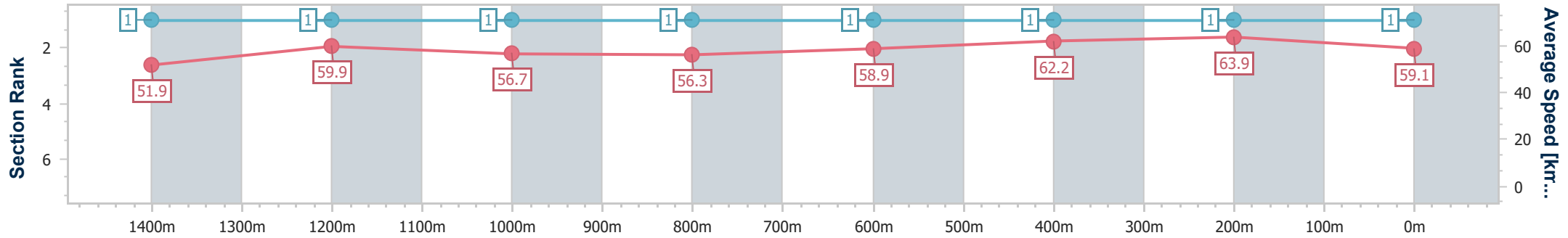
Race 1: TAB Class 3 Handicap - 1600m

07 January 2024 - 13:10

Track Rating: Heavy 10, Weather: Overcast, Rail Position: +7m



Section	Overall	1400m	1200m	1000m	800m	600m	400m	200m
Section Times	1:39.27 [1] (0:13.86)	1:25.41 [1] (0:12.10)	1:13.31 [1] (0:12.74)	1:00.57 [1] (0:12.92)	0:47.65 [1] (0:12.45)	0:35.20 [1] (0:11.76)	0:23.44 [1] (0:11.29)	0:12.15 [1] (0:12.15)
Average Speed [km/h]	51.9	59.9	56.7	56.3	58.9	62.2	63.9	59.1
Top Speed [km/h]	64.6	64.3	57.3	58.3	61.5	64.5	64.5	62.3
Avg. Dist. to Rail [m]	5.9	3.3	2.4	2.3	3.1	2.9	4.4	5.3
Avg. Stride Freq. [Hz]	2.3	2.4	2.2	2.2	2.3	2.4	2.4	2.4
Avg. Stride Length [m]	6.2	7.1	7.0	7.0	7.1	7.3	7.3	7.0



- [] Ranking at each section and finish
- .-.- No data available at this section
- NA No data available



Horse/Jockey Name	Speed Map
Final Rank	2
Fastest Section Time (Section)	0:11.17 (400m)
Top Speed [km/h] (Section)	66.1 (400m)
Race State	Finished



Sunshine Coast QLD Professional

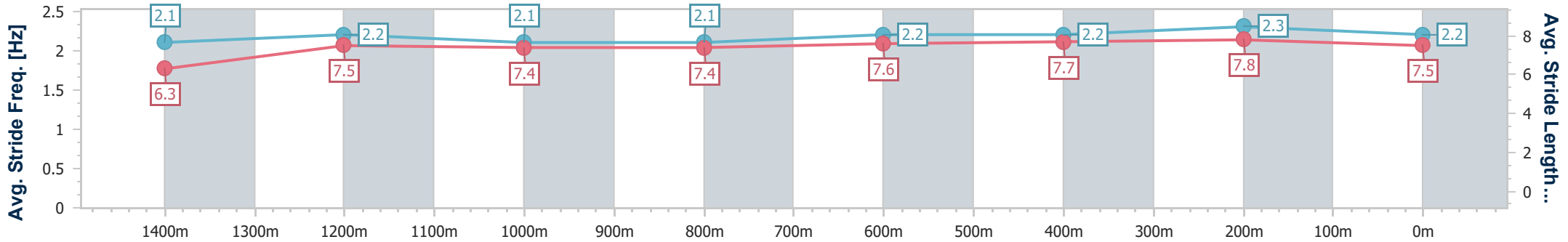
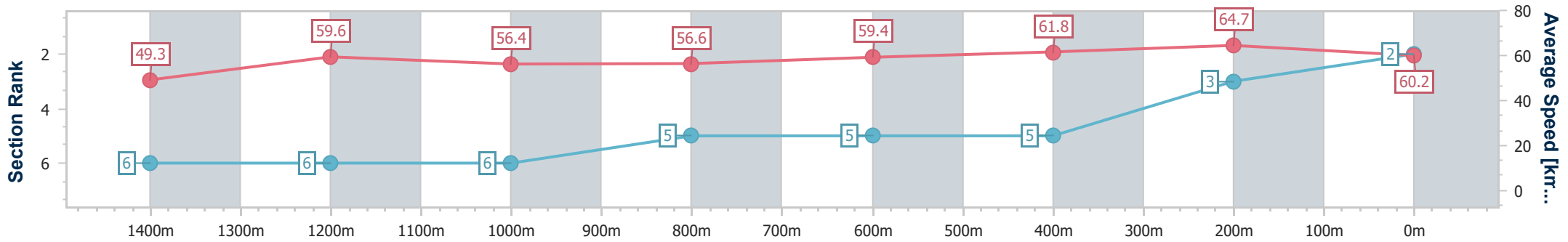
Race 1: TAB Class 3 Handicap - 1600m

07 January 2024 - 13:10



Track Rating: Heavy 10, Weather: Overcast, Rail Position: +7m

Section	Overall	1400m	1200m	1000m	800m	600m	400m	200m
Section Times	1:39.36 [2] (0:14.59)	1:24.77 [6] (0:12.12)	1:12.65 [6] (0:12.80)	0:59.85 [6] (0:12.83)	0:47.02 [5] (0:12.18)	0:34.84 [5] (0:11.71)	0:23.13 [5] (0:11.17)	0:11.96 [3] (0:11.96)
Average Speed [km/h]	49.3	59.6	56.4	56.6	59.4	61.8	64.7	60.2
Top Speed [km/h]	59.6	61.5	57.4	57.3	60.9	63.3	66.1	64.2
Avg. Dist. to Rail [m]	2.2	2.3	2.4	2.2	1.3	0.8	6.8	8.1
Avg. Stride Freq. [Hz]	2.1	2.2	2.1	2.1	2.2	2.2	2.3	2.2
Avg. Stride Length [m]	6.3	7.5	7.4	7.4	7.6	7.7	7.8	7.5



- [] Ranking at each section and finish
- .-.- No data available at this section
- NA No data available



Horse/Jockey Name	Master Marko
Final Rank	3
Fastest Section Time (Section)	0:11.21 (400m)
Top Speed [km/h] (Section)	65.6 (400m)
Race State	Finished



Sunshine Coast QLD Professional

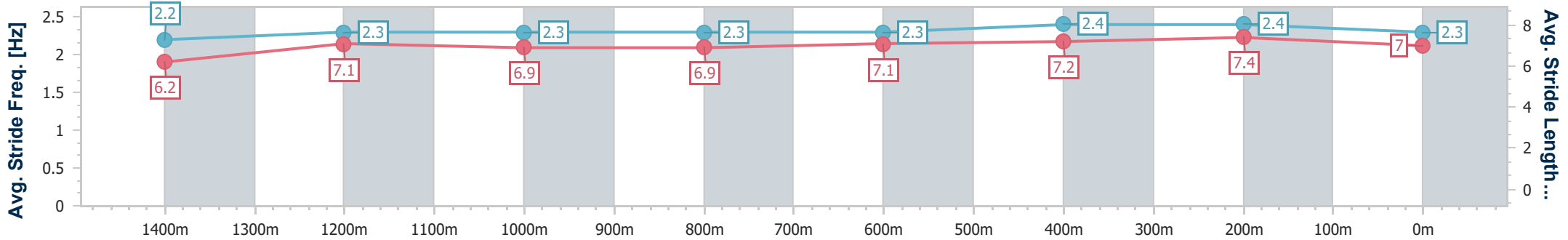
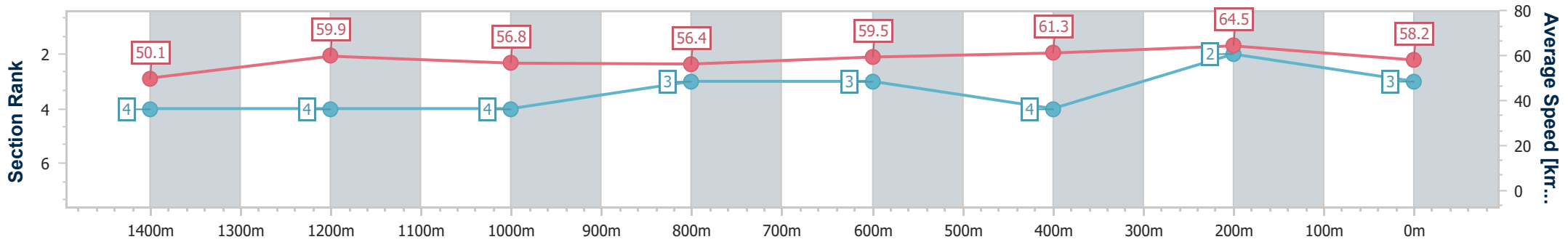
Race 1: TAB Class 3 Handicap - 1600m

07 January 2024 - 13:10



Track Rating: Heavy 10, Weather: Overcast, Rail Position: +7m

Section	Overall	1400m	1200m	1000m	800m	600m	400m	200m
Section Times	1:39.73 [3] (0:14.39)	1:25.34 [4] (0:12.08)	1:13.26 [4] (0:12.67)	1:00.59 [4] (0:12.87)	0:47.72 [3] (0:12.34)	0:35.38 [3] (0:11.83)	0:23.55 [4] (0:11.21)	0:12.34 [2] (0:12.34)
Average Speed [km/h]	50.1	59.9	56.8	56.4	59.5	61.3	64.5	58.2
Top Speed [km/h]	60.8	61.2	57.5	57.8	60.6	63.5	65.6	62.9
Avg. Dist. to Rail [m]	5.0	2.8	2.3	2.9	3.3	1.7	2.1	2.6
Avg. Stride Freq. [Hz]	2.2	2.3	2.3	2.3	2.3	2.4	2.4	2.3
Avg. Stride Length [m]	6.2	7.1	6.9	6.9	7.1	7.2	7.4	7.0



- [] Ranking at each section and finish
- .-.- No data available at this section
- NA No data available



Horse/Jockey Name	Flying Rothe
Final Rank	4
Fastest Section Time (Section)	0:11.45 (400m)
Top Speed [km/h] (Section)	64.3 (400m)
Race State	Finished



Sunshine Coast QLD Professional

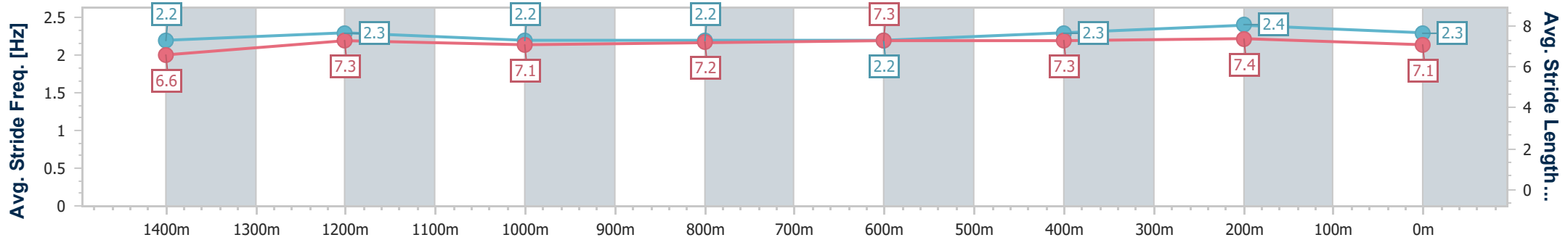
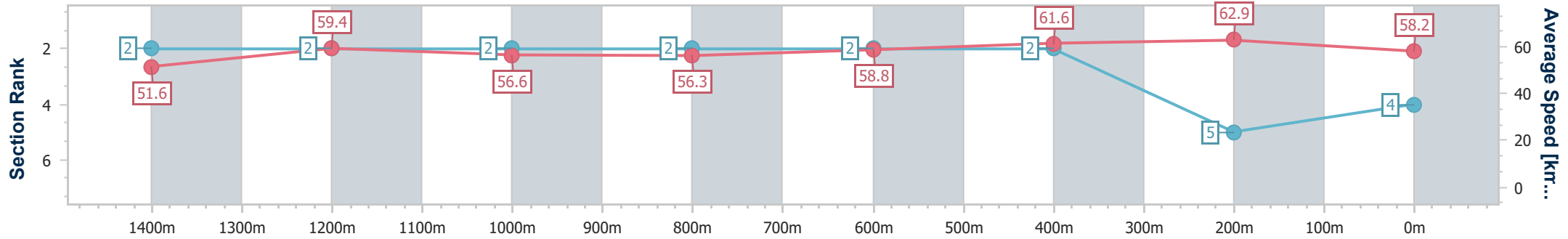
Race 1: TAB Class 3 Handicap - 1600m

07 January 2024 - 13:10



Track Rating: Heavy 10, Weather: Overcast, Rail Position: +7m

Section	Overall	1400m	1200m	1000m	800m	600m	400m	200m
Section Times	1:39.87 [4] (0:13.99)	1:25.88 [2] (0:12.18)	1:13.70 [2] (0:12.75)	1:00.95 [2] (0:12.89)	0:48.06 [2] (0:12.42)	0:35.64 [2] (0:11.82)	0:23.82 [2] (0:11.45)	0:12.37 [5] (0:12.37)
Average Speed [km/h]	51.6	59.4	56.6	56.3	58.8	61.6	62.9	58.2
Top Speed [km/h]	64.0	63.4	57.6	57.6	60.7	63.1	64.3	61.6
Avg. Dist. to Rail [m]	3.0	2.6	3.3	2.8	2.5	2.1	4.8	5.2
Avg. Stride Freq. [Hz]	2.2	2.3	2.2	2.2	2.2	2.3	2.4	2.3
Avg. Stride Length [m]	6.6	7.3	7.1	7.2	7.3	7.3	7.4	7.1



- [] Ranking at each section and finish
- .-.- No data available at this section
- NA No data available



Horse/Jockey Name	Parisian Lady
Final Rank	5
Fastest Section Time (Section)	0:11.43 (400m)
Top Speed [km/h] (Section)	63.8 (400m)
Race State	Finished



Sunshine Coast QLD Professional

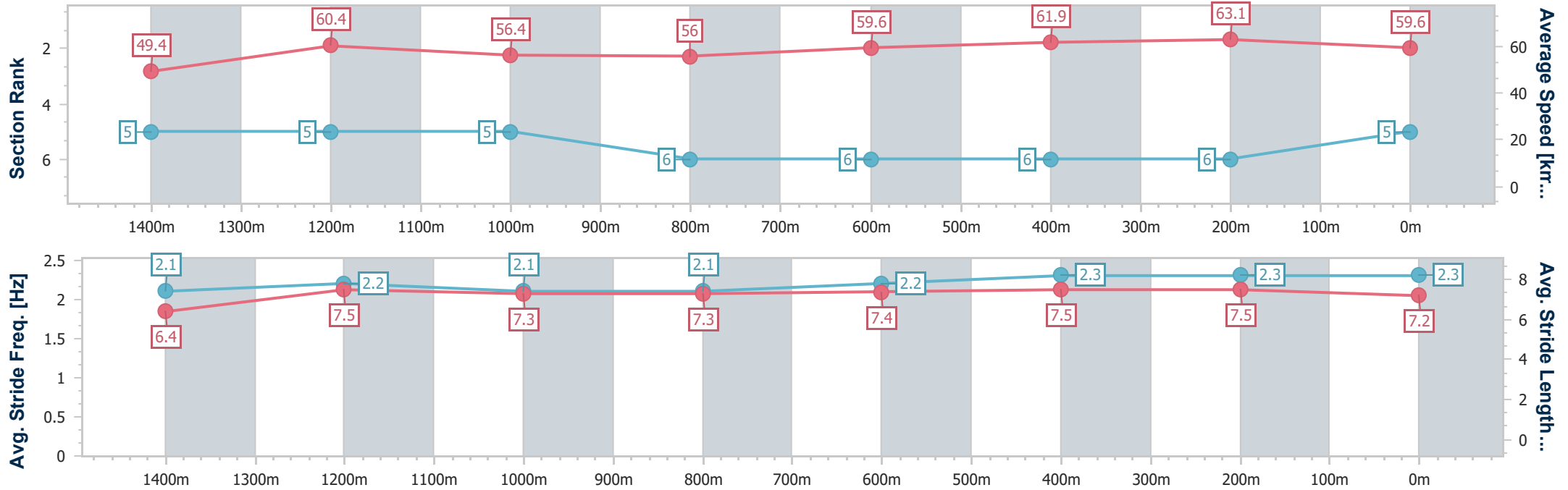
Race 1: TAB Class 3 Handicap - 1600m

07 January 2024 - 13:10

Track Rating: Heavy 10, Weather: Overcast, Rail Position: +7m



Section	Overall	1400m	1200m	1000m	800m	600m	400m	200m
Section Times	1:39.88 [5] (0:14.56)	1:25.32 [5] (0:12.07)	1:13.25 [5] (0:12.80)	1:00.45 [5] (0:12.97)	0:47.48 [6] (0:12.24)	0:35.24 [6] (0:11.76)	0:23.48 [6] (0:11.43)	0:12.05 [6] (0:12.05)
Average Speed [km/h]	49.4	60.4	56.4	56.0	59.6	61.9	63.1	59.6
Top Speed [km/h]	62.0	61.5	57.9	57.7	61.3	62.9	63.8	62.6
Avg. Dist. to Rail [m]	5.7	3.9	3.3	3.3	2.1	2.0	6.6	8.0
Avg. Stride Freq. [Hz]	2.1	2.2	2.1	2.1	2.2	2.3	2.3	2.3
Avg. Stride Length [m]	6.4	7.5	7.3	7.3	7.4	7.5	7.5	7.2



- [] Ranking at each section and finish
- .-.- No data available at this section
- NA No data available



Horse/Jockey Name	Redente Choice
Final Rank	6
Fastest Section Time (Section)	0:11.36 (400m)
Top Speed [km/h] (Section)	64.8 (400m)
Race State	Finished



Sunshine Coast QLD Professional

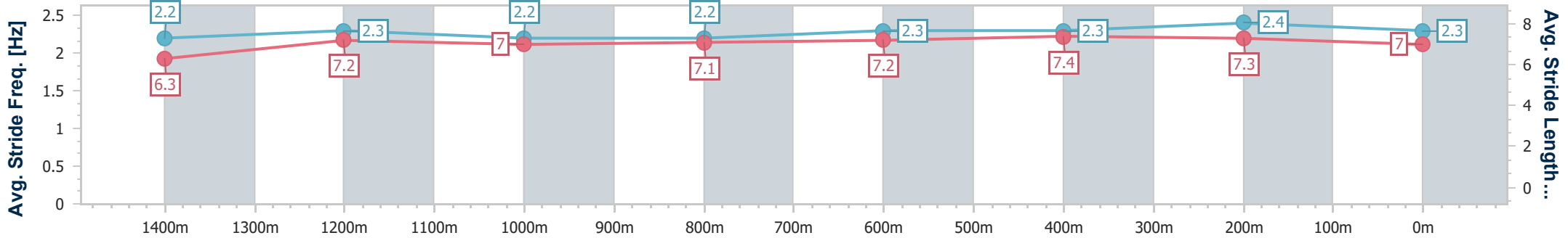
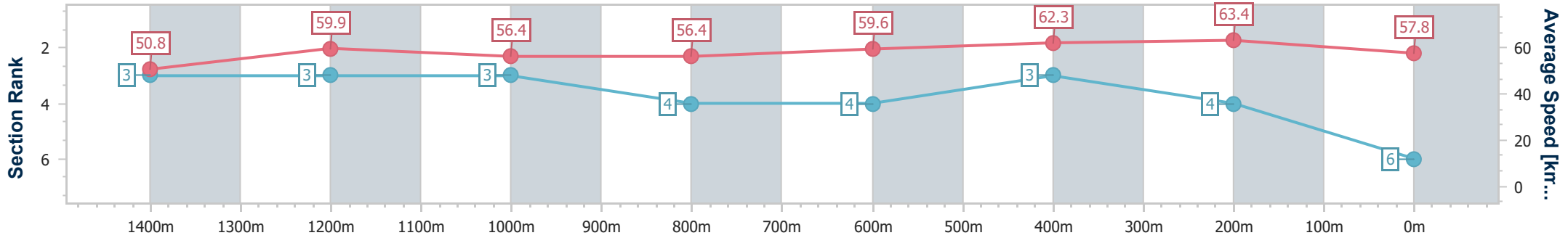
Race 1: TAB Class 3 Handicap - 1600m

07 January 2024 - 13:10



Track Rating: Heavy 10, Weather: Overcast, Rail Position: +7m

Section	Overall	1400m	1200m	1000m	800m	600m	400m	200m
Section Times	1:39.91 [6] (0:14.19)	1:25.72 [3] (0:12.16)	1:13.56 [3] (0:12.76)	1:00.80 [3] (0:12.94)	0:47.86 [4] (0:12.35)	0:35.51 [4] (0:11.72)	0:23.79 [3] (0:11.36)	0:12.43 [4]
Average Speed [km/h]	50.8	59.9	56.4	56.4	59.6	62.3	63.4	57.8
Top Speed [km/h]	61.6	62.3	57.3	57.5	60.7	64.4	64.8	61.6
Avg. Dist. to Rail [m]	4.1	3.5	3.9	3.8	3.8	2.2	4.8	5.7
Avg. Stride Freq. [Hz]	2.2	2.3	2.2	2.2	2.3	2.3	2.4	2.3
Avg. Stride Length [m]	6.3	7.2	7.0	7.1	7.2	7.4	7.3	7.0



- [] Ranking at each section and finish
- .-.- No data available at this section
- NA No data available