



Sunshine Coast QLD Professional
Race 2: HAPPY 70TH KERRY HICKEY BENCHMARK 58 Handicap - 1800m
07 January 2024 - 13:45



Track Rating: Heavy 10, Weather: Overcast, Rail Position: +7m

| Section | | Overall | 1600m | 1400m | 1200m | 1000m | 800m | 600m | Last 600m | | | | |
|-------------|--|----------------------|----------------------|----------------------|--------------------------|--------------------------|--------------------------|--------------------------|--------------------------|--------------------------|--------------------------|---------|------------------------|
| Field Times | | 1:52.18 (0:13.70) | 1:38.48 (0:11.82) | 1:26.66 (0:12.19) | 1:14.47 (0:11.96) | 1:02.51 (0:12.80) | 0:49.71 (0:13.01) | 0:36.70 (0:12.18) | 0:36.70 | | | | |
| Rank | TAB Horse/Jockey | Barrier | Top Speed [km/h] | Fastest Section | | | | | | | | | Distance Travelled [m] |
| 1 | 2 GOOGAZ Emily Lang | 2 | 62.7 400m | 0:11.67 400m | 1:52.18 [1] (0:13.87) | 1:38.31 [3] (0:11.99) | 1:26.32 [5] (0:12.25) | 1:14.07 [5] (0:12.21) | 1:01.86 [5] (0:12.80) | 0:49.06 [5] (0:12.69) | 0:36.37 [4] (0:12.01) | 0:36.37 | |
| 2 | 7 BIG HITTER Robbie Dolan | 3 | 63.5 1600m | 0:11.69 1600m | 1:52.24 [2] (0:14.47) | 1:37.77 [6] (0:11.69) | 1:26.08 [6] (0:12.28) | 1:13.80 [6] (0:12.14) | 1:01.66 [6] (0:12.80) | 0:48.86 [7] (0:12.66) | 0:36.20 [6] (0:12.04) | 0:36.20 | +3 |
| 3 | 3 TONI TOO Jaden Lloyd | 7 | 62.8 Overall | 0:11.81 1600m | 1:52.30 [3] (0:13.91) | 1:38.39 [4] (0:11.81) | 1:26.58 [3] (0:12.11) | 1:14.47 [2] (0:12.01) | 1:02.46 [2] (0:12.81) | 0:49.65 [2] (0:12.94) | 0:36.71 [2] (0:12.31) | 0:36.71 | +1 |
| 4 | 4 LIVINGSTONES Sean Cormack | 6 | 64.0 Overall | 0:11.81 1600m | 1:53.00 [4] (0:13.83) | 1:39.17 [2] (0:11.81) | 1:27.36 [2] (0:12.19) | 1:15.17 [3] (0:12.23) | 1:02.94 [3] (0:12.79) | 0:50.15 [3] (0:12.90) | 0:37.25 [3] (0:12.29) | 0:37.25 | +1 |
| 5 | 1 END OF MONTH Jasper Franklin | 5 | 64.2 1600m | 0:11.68 1600m | 1:53.08 [5] (0:14.88) | 1:38.20 [7] (0:11.68) | 1:26.52 [7] (0:12.00) | 1:14.52 [7] (0:12.18) | 1:02.34 [7] (0:12.60) | 0:49.74 [6] (0:12.73) | 0:37.01 [7] (0:11.96) | 0:37.01 | -9 |
| 6 | 6 VACATION LEAVE Wanderson D'Avila | 1 | 62.7 1600m | 0:11.79 1600m | 1:53.31 [6] (0:14.04) | 1:39.27 [5] (0:11.79) | 1:27.48 [4] (0:12.25) | 1:15.23 [4] (0:12.18) | 1:03.05 [4] (0:12.84) | 0:50.21 [4] (0:12.88) | 0:37.33 [5] (0:12.25) | 0:37.33 | +0 |
| 7 | 5 STEP ON FIRE Dan McGillivray | 4 | 62.4 Overall | 0:11.82 1600m | 1:53.32 [7] (0:13.70) | 1:39.62 [1] (0:11.82) | 1:27.80 [1] (0:12.19) | 1:15.61 [1] (0:11.96) | 1:03.65 [1] (0:12.80) | 0:50.85 [1] (0:13.01) | 0:37.84 [1] (0:12.18) | 0:37.84 | -5 |

[] Ranking at each section and finish
 -:-:- No data available at this section
 NA No data available

SCN Saddle cloth number
 DNF Did not finish
 DNT Did not track



Sunshine Coast QLD Professional
Race 2: HAPPY 70TH KERRY HICKEY BENCHMARK 58 Handicap - 1800m
07 January 2024 - 13:45



Track Rating: Heavy 10, Weather: Overcast, Rail Position: +7m

| Section | | | | 400m | 200m | | | Last 600m | | | |
|-------------|-----|--|---------|----------------------|----------------------|--------------------------|--------------------------|-----------|--|------------------------|----|
| Field Times | | | | 0:24.52 (0:11.83) | 0:12.69 (0:12.69) | | | 0:36.70 | | | |
| Rank | TAB | Horse/Jockey | Barrier | Top Speed [km/h] | Fastest Section | Margin | | | | Distance Travelled [m] | |
| 1 | 2 | GOOGAZ Emily Lang | 2 | 62.7 400m | 0:11.67 400m | 0:24.36 [2] (0:11.67) | 0:12.69 [1] (0:12.69) | 1:52.18 | | 0:36.37 | |
| 2 | 7 | BIG HITTER Robbie Dolan | 3 | 63.5 1600m | 0:11.69 1600m | 0:24.16 [6] (0:11.72) | 0:12.44 [3] (0:12.44) | 0.2L | | 0:36.20 | +3 |
| 3 | 3 | TONI TOO Jaden Lloyd | 7 | 62.8 Overall | 0:11.81 1600m | 0:24.40 [3] (0:11.84) | 0:12.56 [2] (0:12.56) | 0.4L | | 0:36.71 | +1 |
| 4 | 4 | LIVINGSTONES Sean Cormack | 6 | 64.0 Overall | 0:11.81 1600m | 0:24.96 [5] (0:12.10) | 0:12.86 [6] (0:12.86) | 4.4L | | 0:37.25 | +1 |
| 5 | 1 | END OF MONTH Jasper Franklin | 5 | 64.2 1600m | 0:11.68 1600m | 0:25.05 [4] (0:12.09) | 0:12.96 [5] (0:12.96) | 4.7L | | 0:37.01 | -9 |
| 6 | 6 | VACATION LEAVE Wanderson D'Avila | 1 | 62.7 1600m | 0:11.79 1600m | 0:25.08 [7] (0:12.12) | 0:12.96 [7] (0:12.96) | 6L | | 0:37.33 | +0 |
| 7 | 5 | STEP ON FIRE Dan McGillivray | 4 | 62.4 Overall | 0:11.82 1600m | 0:25.66 [1] (0:12.25) | 0:13.41 [4] (0:13.41) | 6.1L | | 0:37.84 | -5 |

[] Ranking at each section and finish
 -:-:- No data available at this section
 NA No data available

SCN Saddle cloth number
 DNF Did not finish
 DNT Did not track



| | |
|--------------------------------|----------------|
| Horse/Jockey Name | Googaz |
| Final Rank | 1 |
| Fastest Section Time (Section) | 0:11.67 (400m) |
| Top Speed [km/h] (Section) | 62.7 (400m) |
| Race State | Finished |



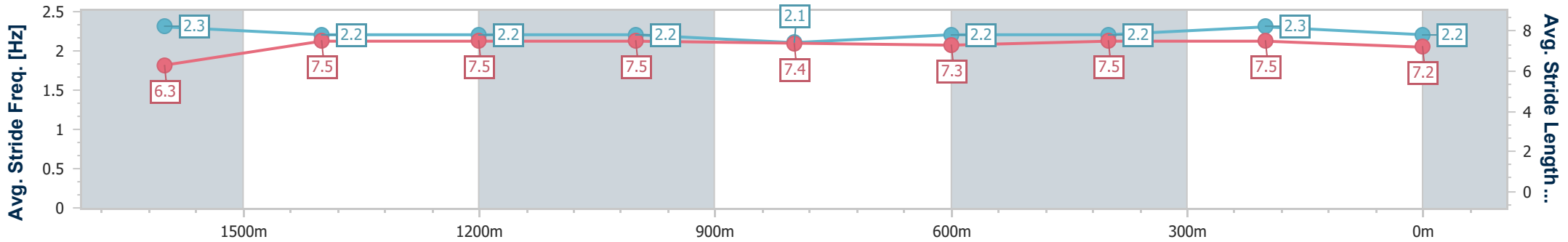
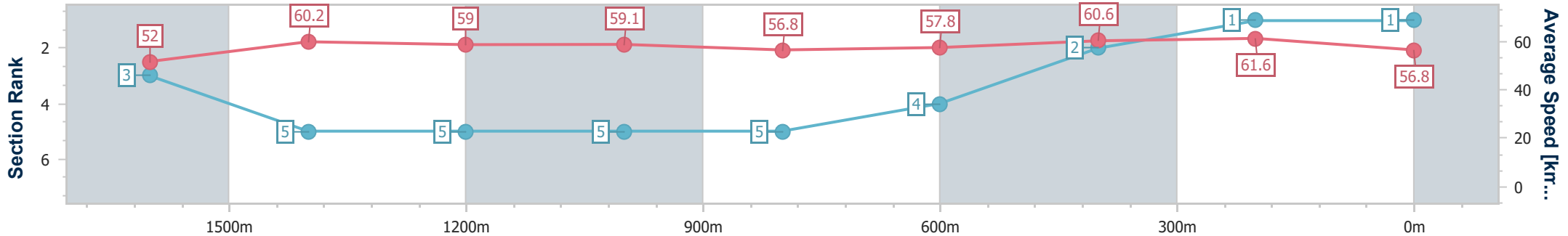
Sunshine Coast QLD Professional
Race 2: HAPPY 70TH KERRY HICKEY BENCHMARK 58
Handicap - 1800m



07 January 2024 - 13:45

Track Rating: Heavy 10, Weather: Overcast, Rail Position: +7m

| Section | Overall | 1600m | 1400m | 1200m | 1000m | 800m | 600m | 400m | 200m | | | | |
|------------------------|--------------------------|--------------------------|--------------------------|--------------------------|--------------------------|--------------------------|--------------------------|--------------------------|--------------------------|--|--|--|--|
| Section Times | 1:52.18 [1] (0:13.87) | 1:38.31 [3] (0:11.99) | 1:26.32 [5] (0:12.25) | 1:14.07 [5] (0:12.21) | 1:01.86 [5] (0:12.80) | 0:49.06 [5] (0:12.69) | 0:36.37 [4] (0:12.01) | 0:24.36 [2] (0:11.67) | 0:12.69 [1] (0:12.69) | | | | |
| Average Speed [km/h] | 52.0 | 60.2 | 59.0 | 59.1 | 56.8 | 57.8 | 60.6 | 61.6 | 56.8 | | | | |
| Top Speed [km/h] | 61.8 | 60.9 | 60.8 | 60.6 | 57.7 | 60.6 | 62.3 | 62.7 | 59.8 | | | | |
| Avg. Dist. to Rail [m] | 1.9 | 0.9 | 1.7 | 3.4 | 3.1 | 3.2 | 2.0 | 5.5 | 4.8 | | | | |
| Avg. Stride Freq. [Hz] | 2.3 | 2.2 | 2.2 | 2.2 | 2.1 | 2.2 | 2.2 | 2.3 | 2.2 | | | | |
| Avg. Stride Length [m] | 6.3 | 7.5 | 7.5 | 7.5 | 7.4 | 7.3 | 7.5 | 7.5 | 7.2 | | | | |



- [] Ranking at each section and finish
- .-.- No data available at this section
- NA No data available



| | |
|--------------------------------|-----------------|
| Horse/Jockey Name | Big Hitter |
| Final Rank | 2 |
| Fastest Section Time (Section) | 0:11.69 (1600m) |
| Top Speed [km/h] (Section) | 63.5 (1600m) |
| Race State | Finished |



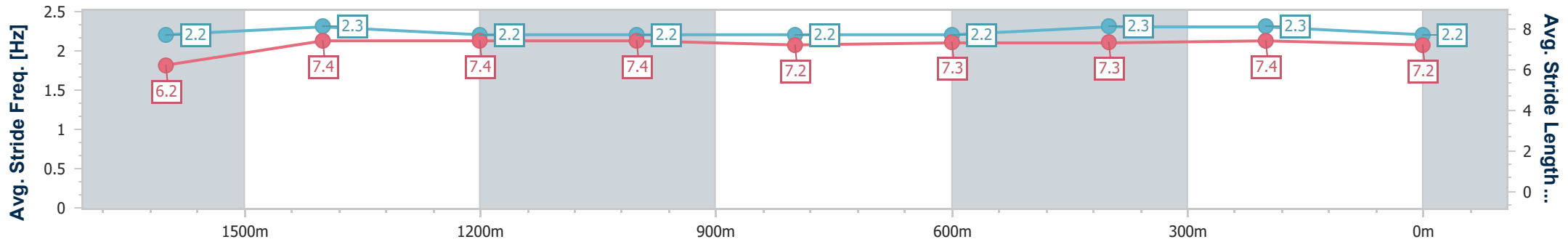
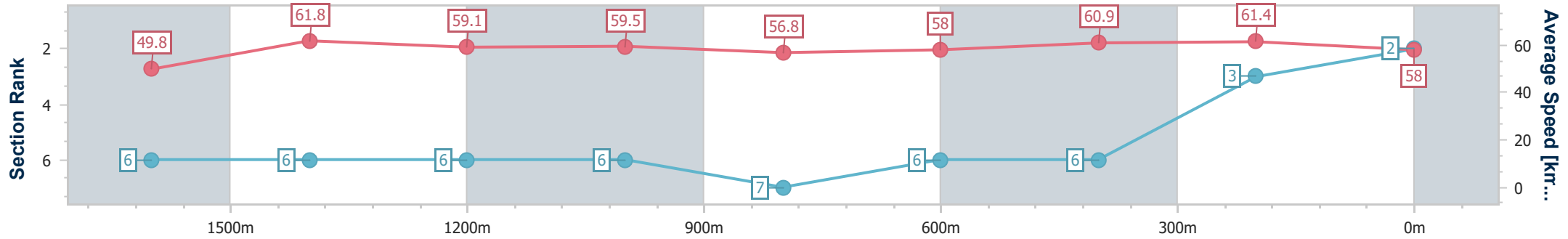
Sunshine Coast QLD Professional
Race 2: HAPPY 70TH KERRY HICKEY BENCHMARK 58
Handicap - 1800m



07 January 2024 - 13:45

Track Rating: Heavy 10, Weather: Overcast, Rail Position: +7m

| Section | Overall | 1600m | 1400m | 1200m | 1000m | 800m | 600m | 400m | 200m | | | | |
|------------------------|--------------------------|--------------------------|--------------------------|--------------------------|--------------------------|--------------------------|--------------------------|--------------------------|--------------------------|--|--|--|--|
| Section Times | 1:52.24 [2] (0:14.47) | 1:37.77 [6] (0:11.69) | 1:26.08 [6] (0:12.28) | 1:13.80 [6] (0:12.14) | 1:01.66 [6] (0:12.80) | 0:48.86 [7] (0:12.66) | 0:36.20 [6] (0:12.04) | 0:24.16 [6] (0:11.72) | 0:12.44 [3] (0:12.44) | | | | |
| Average Speed [km/h] | 49.8 | 61.8 | 59.1 | 59.5 | 56.8 | 58.0 | 60.9 | 61.4 | 58.0 | | | | |
| Top Speed [km/h] | 63.1 | 63.5 | 61.1 | 60.8 | 58.4 | 60.2 | 62.3 | 62.4 | 60.2 | | | | |
| Avg. Dist. to Rail [m] | 2.9 | 1.7 | 2.3 | 4.3 | 3.8 | 3.6 | 3.2 | 7.3 | 6.5 | | | | |
| Avg. Stride Freq. [Hz] | 2.2 | 2.3 | 2.2 | 2.2 | 2.2 | 2.2 | 2.3 | 2.3 | 2.2 | | | | |
| Avg. Stride Length [m] | 6.2 | 7.4 | 7.4 | 7.4 | 7.2 | 7.3 | 7.3 | 7.4 | 7.2 | | | | |



- [] Ranking at each section and finish
- .-.- No data available at this section
- NA No data available



| | |
|--------------------------------|-----------------|
| Horse/Jockey Name | Toni Too |
| Final Rank | 3 |
| Fastest Section Time (Section) | 0:11.81 (1600m) |
| Top Speed [km/h] (Section) | 62.8 (Overall) |
| Race State | Finished |



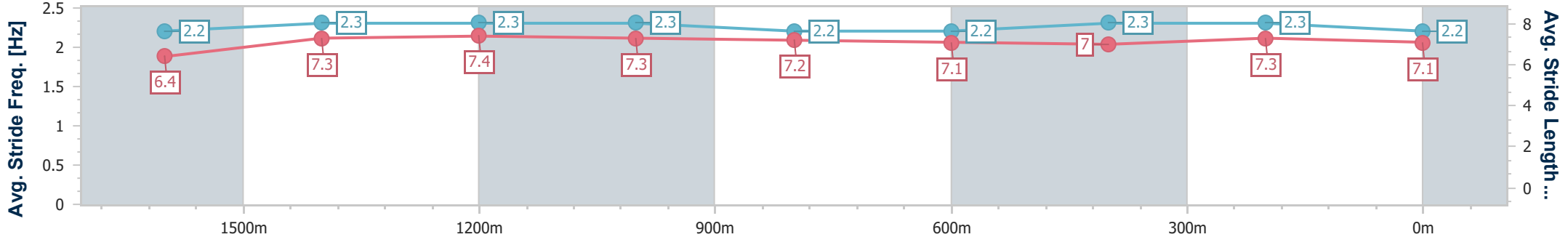
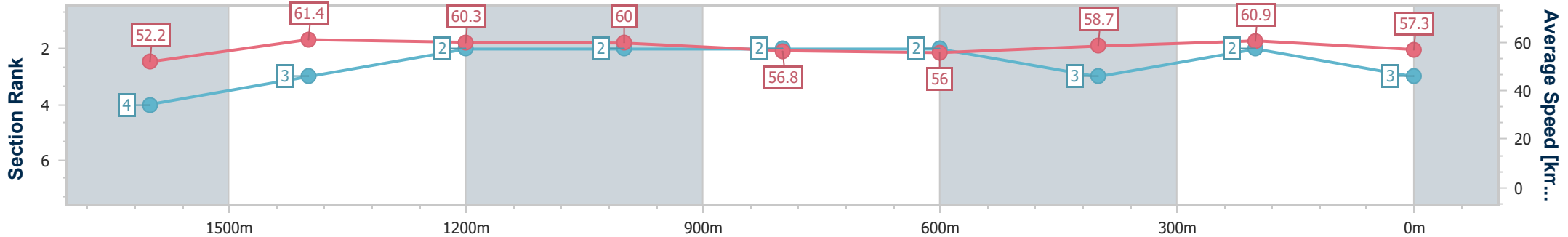
Sunshine Coast QLD Professional
 Race 2: HAPPY 70TH KERRY HICKEY BENCHMARK 58
 Handicap - 1800m



07 January 2024 - 13:45

Track Rating: Heavy 10, Weather: Overcast, Rail Position: +7m

| Section | Overall | 1600m | 1400m | 1200m | 1000m | 800m | 600m | 400m | 200m |
|------------------------|--------------------------|--------------------------|--------------------------|--------------------------|--------------------------|--------------------------|--------------------------|--------------------------|--------------------------|
| Section Times | 1:52.30 [3] (0:13.91) | 1:38.39 [4] (0:11.81) | 1:26.58 [3] (0:12.11) | 1:14.47 [2] (0:12.01) | 1:02.46 [2] (0:12.81) | 0:49.65 [2] (0:12.94) | 0:36.71 [2] (0:12.31) | 0:24.40 [3] (0:11.84) | 0:12.56 [2] (0:12.56) |
| Average Speed [km/h] | 52.2 | 61.4 | 60.3 | 60.0 | 56.8 | 56.0 | 58.7 | 60.9 | 57.3 |
| Top Speed [km/h] | 62.8 | 62.3 | 61.0 | 62.0 | 58.4 | 57.1 | 60.7 | 62.2 | 59.2 |
| Avg. Dist. to Rail [m] | 4.9 | 3.5 | 4.4 | 4.4 | 3.5 | 1.1 | 0.8 | 5.0 | 4.7 |
| Avg. Stride Freq. [Hz] | 2.2 | 2.3 | 2.3 | 2.3 | 2.2 | 2.2 | 2.3 | 2.3 | 2.2 |
| Avg. Stride Length [m] | 6.4 | 7.3 | 7.4 | 7.3 | 7.2 | 7.1 | 7.0 | 7.3 | 7.1 |



- [] Ranking at each section and finish
- .-.- No data available at this section
- NA No data available



| | |
|--------------------------------|-----------------|
| Horse/Jockey Name | Livingstones |
| Final Rank | 4 |
| Fastest Section Time (Section) | 0:11.81 (1600m) |
| Top Speed [km/h] (Section) | 64.0 (Overall) |
| Race State | Finished |



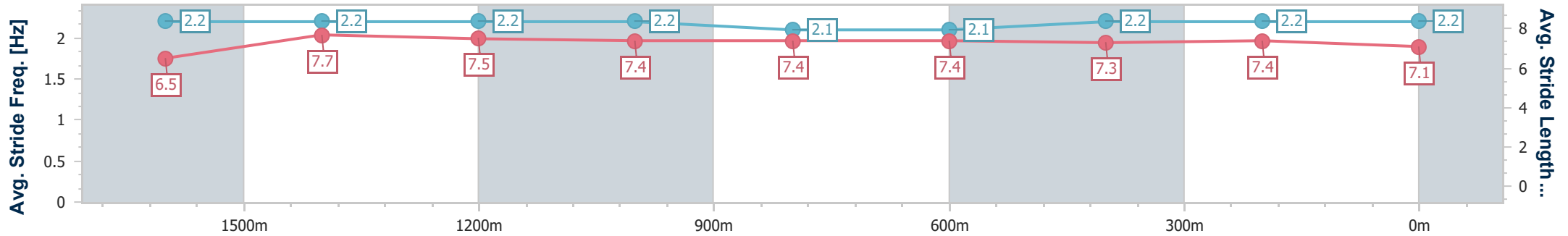
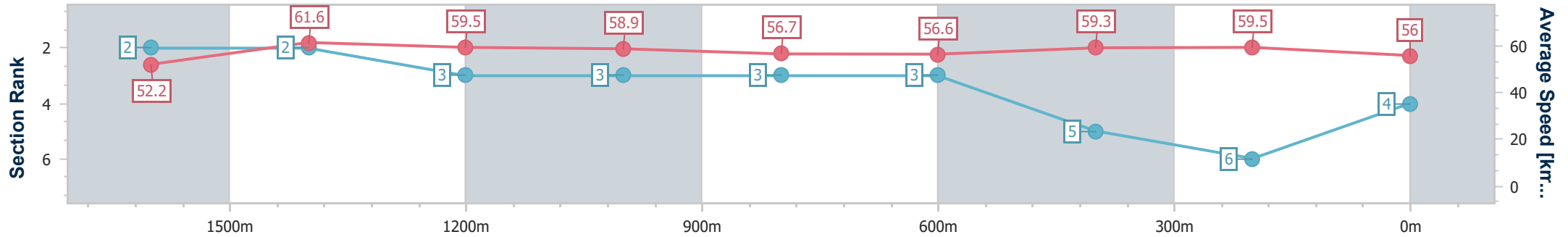
Sunshine Coast QLD Professional
Race 2: HAPPY 70TH KERRY HICKEY BENCHMARK 58
Handicap - 1800m



07 January 2024 - 13:45

Track Rating: Heavy 10, Weather: Overcast, Rail Position: +7m

| Section | Overall | 1600m | 1400m | 1200m | 1000m | 800m | 600m | 400m | 200m | | | | |
|------------------------|--------------------------|--------------------------|--------------------------|--------------------------|--------------------------|--------------------------|--------------------------|--------------------------|--------------------------|--|--|--|--|
| Section Times | 1:53.00 [4] (0:13.83) | 1:39.17 [2] (0:11.81) | 1:27.36 [2] (0:12.19) | 1:15.17 [3] (0:12.23) | 1:02.94 [3] (0:12.79) | 0:50.15 [3] (0:12.90) | 0:37.25 [3] (0:12.29) | 0:24.96 [5] (0:12.10) | 0:12.86 [6] (0:12.86) | | | | |
| Average Speed [km/h] | 52.2 | 61.6 | 59.5 | 58.9 | 56.7 | 56.6 | 59.3 | 59.5 | 56.0 | | | | |
| Top Speed [km/h] | 64.0 | 63.7 | 60.6 | 60.4 | 58.1 | 58.0 | 60.3 | 60.3 | 57.7 | | | | |
| Avg. Dist. to Rail [m] | 4.4 | 2.7 | 2.9 | 3.2 | 3.1 | 2.3 | 1.8 | 5.4 | 6.4 | | | | |
| Avg. Stride Freq. [Hz] | 2.2 | 2.2 | 2.2 | 2.2 | 2.1 | 2.1 | 2.2 | 2.2 | 2.2 | | | | |
| Avg. Stride Length [m] | 6.5 | 7.7 | 7.5 | 7.4 | 7.4 | 7.4 | 7.3 | 7.4 | 7.1 | | | | |



- [] Ranking at each section and finish
- .-.- No data available at this section
- NA No data available



| | |
|--------------------------------|-----------------|
| Horse/Jockey Name | End Of Month |
| Final Rank | 5 |
| Fastest Section Time (Section) | 0:11.68 (1600m) |
| Top Speed [km/h] (Section) | 64.2 (1600m) |
| Race State | Finished |

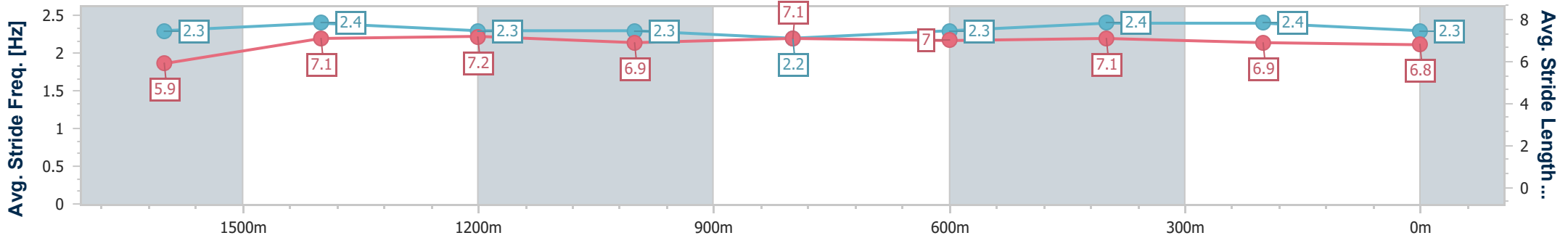
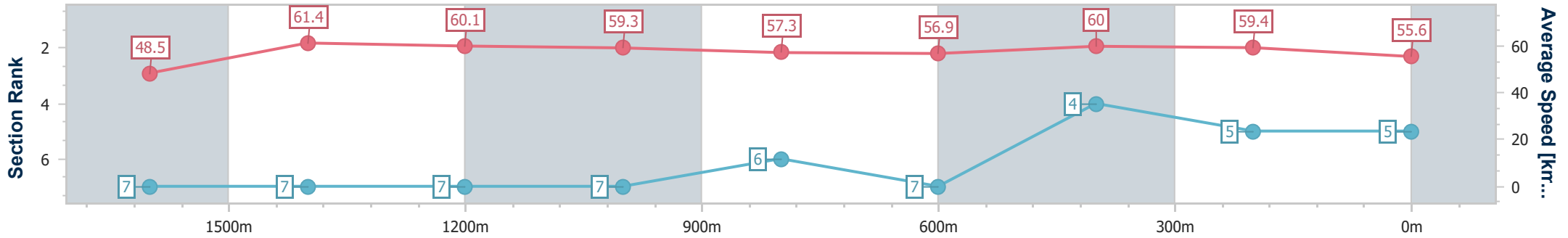


Sunshine Coast QLD Professional
 Race 2: HAPPY 70TH KERRY HICKEY BENCHMARK 58
 Handicap - 1800m
 07 January 2024 - 13:45



Track Rating: Heavy 10, Weather: Overcast, Rail Position: +7m

| Section | Overall | 1600m | 1400m | 1200m | 1000m | 800m | 600m | 400m | 200m |
|------------------------|--------------------------|--------------------------|--------------------------|--------------------------|--------------------------|--------------------------|--------------------------|--------------------------|--------------------------|
| Section Times | 1:53.08 [5] (0:14.88) | 1:38.20 [7] (0:11.68) | 1:26.52 [7] (0:12.00) | 1:14.52 [7] (0:12.18) | 1:02.34 [7] (0:12.60) | 0:49.74 [6] (0:12.73) | 0:37.01 [7] (0:11.96) | 0:25.05 [4] (0:12.09) | 0:12.96 [5] (0:12.96) |
| Average Speed [km/h] | 48.5 | 61.4 | 60.1 | 59.3 | 57.3 | 56.9 | 60.0 | 59.4 | 55.6 |
| Top Speed [km/h] | 60.4 | 64.2 | 63.4 | 63.4 | 60.6 | 59.4 | 61.0 | 61.6 | 58.1 |
| Avg. Dist. to Rail [m] | 3.5 | 0.4 | 0.6 | 1.4 | 1.9 | 0.9 | 0.8 | 2.1 | 3.2 |
| Avg. Stride Freq. [Hz] | 2.3 | 2.4 | 2.3 | 2.3 | 2.2 | 2.3 | 2.4 | 2.4 | 2.3 |
| Avg. Stride Length [m] | 5.9 | 7.1 | 7.2 | 6.9 | 7.1 | 7.0 | 7.1 | 6.9 | 6.8 |



- [] Ranking at each section and finish
- .-.- No data available at this section
- NA No data available



| | |
|--------------------------------|-----------------|
| Horse/Jockey Name | Vacation Leave |
| Final Rank | 6 |
| Fastest Section Time (Section) | 0:11.79 (1600m) |
| Top Speed [km/h] (Section) | 62.7 (1600m) |
| Race State | Finished |



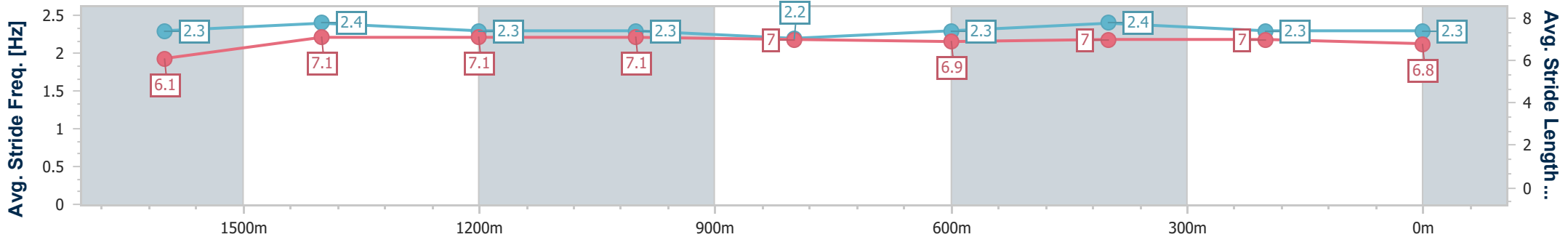
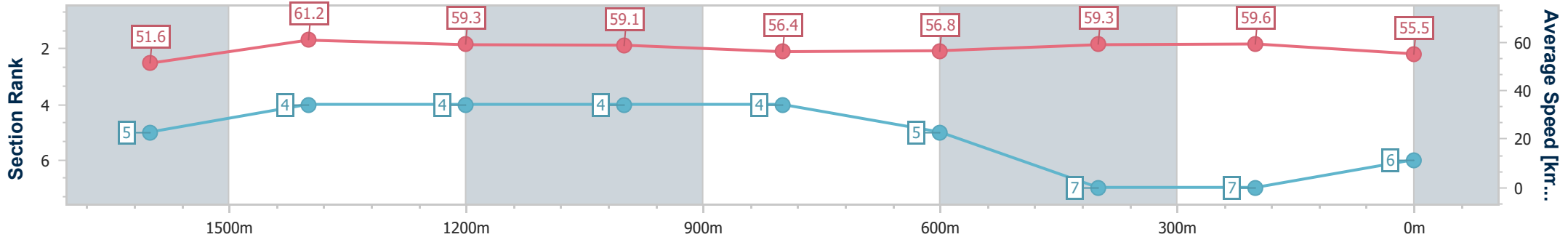
Sunshine Coast QLD Professional
Race 2: HAPPY 70TH KERRY HICKEY BENCHMARK 58
Handicap - 1800m



07 January 2024 - 13:45

Track Rating: Heavy 10, Weather: Overcast, Rail Position: +7m

| Section | Overall | 1600m | 1400m | 1200m | 1000m | 800m | 600m | 400m | 200m | | | | |
|------------------------|--------------------------|--------------------------|--------------------------|--------------------------|--------------------------|--------------------------|--------------------------|--------------------------|-------------|--|--|--|--|
| Section Times | 1:53.31 [6] (0:14.04) | 1:39.27 [5] (0:11.79) | 1:27.48 [4] (0:12.25) | 1:15.23 [4] (0:12.18) | 1:03.05 [4] (0:12.84) | 0:50.21 [4] (0:12.88) | 0:37.33 [5] (0:12.25) | 0:25.08 [7] (0:12.12) | 0:12.96 [7] | | | | |
| Average Speed [km/h] | 51.6 | 61.2 | 59.3 | 59.1 | 56.4 | 56.8 | 59.3 | 59.6 | 55.5 | | | | |
| Top Speed [km/h] | 62.6 | 62.7 | 60.4 | 59.7 | 57.9 | 57.9 | 60.5 | 61.3 | 57.9 | | | | |
| Avg. Dist. to Rail [m] | 1.7 | 2.4 | 2.2 | 2.7 | 2.5 | 2.3 | 1.9 | 6.7 | 7.8 | | | | |
| Avg. Stride Freq. [Hz] | 2.3 | 2.4 | 2.3 | 2.3 | 2.2 | 2.3 | 2.4 | 2.3 | 2.3 | | | | |
| Avg. Stride Length [m] | 6.1 | 7.1 | 7.1 | 7.1 | 7.0 | 6.9 | 7.0 | 7.0 | 6.8 | | | | |



- [] Ranking at each section and finish
- .-.- No data available at this section
- NA No data available



| | |
|--------------------------------|-----------------|
| Horse/Jockey Name | Step On Fire |
| Final Rank | 7 |
| Fastest Section Time (Section) | 0:11.82 (1600m) |
| Top Speed [km/h] (Section) | 62.4 (Overall) |
| Race State | Finished |



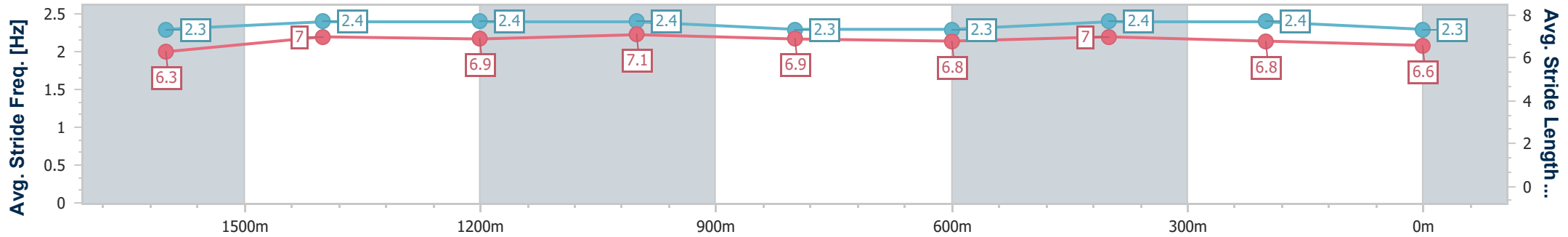
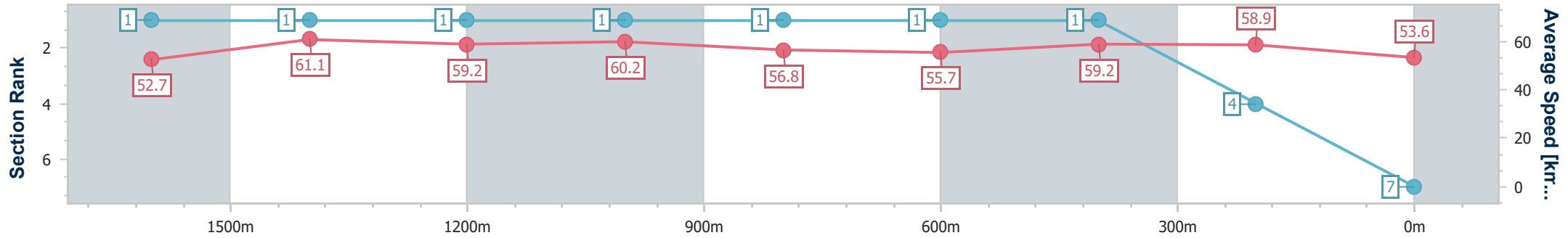
Sunshine Coast QLD Professional
Race 2: HAPPY 70TH KERRY HICKEY BENCHMARK 58
Handicap - 1800m



07 January 2024 - 13:45

Track Rating: Heavy 10, Weather: Overcast, Rail Position: +7m

| Section | Overall | 1600m | 1400m | 1200m | 1000m | 800m | 600m | 400m | 200m |
|------------------------|--------------------------|--------------------------|--------------------------|--------------------------|--------------------------|--------------------------|--------------------------|--------------------------|--------------------------|
| Section Times | 1:53.32 [7] (0:13.70) | 1:39.62 [1] (0:11.82) | 1:27.80 [1] (0:12.19) | 1:15.61 [1] (0:11.96) | 1:03.65 [1] (0:12.80) | 0:50.85 [1] (0:13.01) | 0:37.84 [1] (0:12.18) | 0:25.66 [1] (0:12.25) | 0:13.41 [4] (0:13.41) |
| Average Speed [km/h] | 52.7 | 61.1 | 59.2 | 60.2 | 56.8 | 55.7 | 59.2 | 58.9 | 53.6 |
| Top Speed [km/h] | 62.4 | 62.2 | 60.5 | 62.0 | 58.6 | 58.3 | 59.6 | 60.9 | 56.9 |
| Avg. Dist. to Rail [m] | 3.2 | 1.0 | 1.4 | 2.4 | 2.6 | 1.5 | 0.3 | 5.1 | 5.0 |
| Avg. Stride Freq. [Hz] | 2.3 | 2.4 | 2.4 | 2.4 | 2.3 | 2.3 | 2.4 | 2.4 | 2.3 |
| Avg. Stride Length [m] | 6.3 | 7.0 | 6.9 | 7.1 | 6.9 | 6.8 | 7.0 | 6.8 | 6.6 |



- [] Ranking at each section and finish
- .-.- No data available at this section
- NA No data available