



Sunshine Coast QLD Professional

Race 2: NEIL MANSELL CONCRETE Class 3 Plate - 1400m

19 January 2024 - 18:39



Track Rating: Heavy 8, Weather: Fine, Rail Position: True

Section		Overall	1200m	1000m	800m	600m	400m	Last 600m					
Field Times		1:25.72 (0:13.99)	1:11.73 (0:11.30)	1:00.43 (0:11.56)	0:48.87 (0:12.19)	0:36.68 (0:11.92)	0:24.76 (0:11.90)	0:36.68					
Rank	TAB	Horse/Jockey	Barrier	Top Speed [km/h]	Fastest Section						Distance Travelled [m]		
1	2	COMMODUS Sophie Wilcock	2	66.2 1200m	0:11.33 1200m	1:25.72 [1] (0:14.37)	1:11.35 [6] (0:11.33)	1:00.02 [5] (0:11.81)	0:48.21 [5] (0:12.05)	0:36.16 [7] (0:12.09)	0:24.07 [5] (0:11.83)	0:36.16	
2	8	KIND WISH Ben Thompson	6	65.5 1200m	0:11.19 1200m	1:25.73 [2] (0:14.11)	1:11.62 [2] (0:11.19)	1:00.43 [2] (0:11.55)	0:48.88 [1] (0:12.19)	0:36.69 [1] (0:11.92)	0:24.77 [1] (0:11.90)	0:36.69	+1
3	7	TORQUE I TEE Ryan Wiggins	3	65.6 1200m	0:11.41 1200m	1:26.16 [3] (0:14.23)	1:11.93 [3] (0:11.41)	1:00.52 [4] (0:11.81)	0:48.71 [4] (0:11.98)	0:36.73 [4] (0:12.13)	0:24.60 [4] (0:11.74)	0:36.73	+4
4	1	ATLANTIC ROYAL Mark Du Plessis	9	66.2 1200m	0:11.34 1200m	1:26.20 [4] (0:14.56)	1:11.64 [7] (0:11.34)	1:00.30 [7] (0:11.75)	0:48.55 [6] (0:11.86)	0:36.69 [6] (0:12.24)	0:24.45 [6] (0:11.93)	0:36.69	+4
5	3	DUKE OF GORDON James Orman	4	65.6 Overall	0:11.30 1200m	1:26.31 [5] (0:13.99)	1:12.32 [1] (0:11.30)	1:01.02 [1] (0:11.75)	0:49.27 [2] (0:12.17)	0:37.10 [2] (0:12.08)	0:25.02 [3] (0:12.05)	0:37.10	+5
6	6	BOSTON OF TUFFY Jasper Franklin	1	67.0 1200m	0:11.16 1200m	1:26.44 [6] (0:14.23)	1:12.21 [4] (0:11.16)	1:01.05 [3] (0:11.67)	0:49.38 [3] (0:12.17)	0:37.21 [3] (0:12.05)	0:25.16 [2] (0:12.21)	0:37.21	-3
7	9	AQUARIUS Tiffani Brooker	5	65.4 1200m	0:11.49 1200m	1:27.11 [7] (0:14.29)	1:12.82 [5] (0:11.49)	1:01.33 [6] (0:12.00)	0:49.33 [7] (0:11.72)	0:37.61 [5] (0:12.35)	0:25.26 [7] (0:12.07)	0:37.61	+6

Scratched: Ready Azz Eva (#4), Birkin Black (#5)

[] Ranking at each section and finish
 -:-:- No data available at this section
 NA No data available

SCN Saddle cloth number
 DNF Did not finish
 DNT Did not track



Sunshine Coast QLD Professional
Race 2: NEIL MANSELL CONCRETE Class 3 Plate - 1400m
19 January 2024 - 18:39



Track Rating: Heavy 8, Weather: Fine, Rail Position: True

Section							200m			Last 600m
Field Times							0:12.86 (0:12.86)			0:36.68
Rank	TAB	Horse/Jockey	Barrier	Top Speed [km/h]	Fastest Section	Margin			Distance Travelled [m]	
1	2	COMMODUS Sophie Wilcock	2	66.2 1200m	0:11.33 1200m	0:12.24 [4] (0:12.24)	1:25.72		0:36.16	
2	8	KIND WISH Ben Thompson	6	65.5 1200m	0:11.19 1200m	0:12.87 [1] (0:12.87)	0.1L		0:36.69 +1	
3	7	TORQUE I TEE Ryan Wiggins	3	65.6 1200m	0:11.41 1200m	0:12.86 [2] (0:12.86)	2.6L		0:36.73 +4	
4	1	ATLANTIC ROYAL Mark Du Plessis	9	66.2 1200m	0:11.34 1200m	0:12.52 [6] (0:12.52)	2.8L		0:36.69 +4	
5	3	DUKE OF GORDON James Orman	4	65.6 Overall	0:11.30 1200m	0:12.97 [3] (0:12.97)	3.3L		0:37.10 +5	
6	6	BOSTON OF TUFFY Jasper Franklin	1	67.0 1200m	0:11.16 1200m	0:12.95 [5] (0:12.95)	3.8L		0:37.21 -3	
7	9	AQUARIUS Tiffani Brooker	5	65.4 1200m	0:11.49 1200m	0:13.19 [7] (0:13.19)	7.6L		0:37.61 +6	

Scratched: Ready Azz Eva (#4), Birkin Black (#5)

[] Ranking at each section and finish
 -:-:- No data available at this section
 NA No data available

SCN Saddle cloth number
 DNF Did not finish
 DNT Did not track



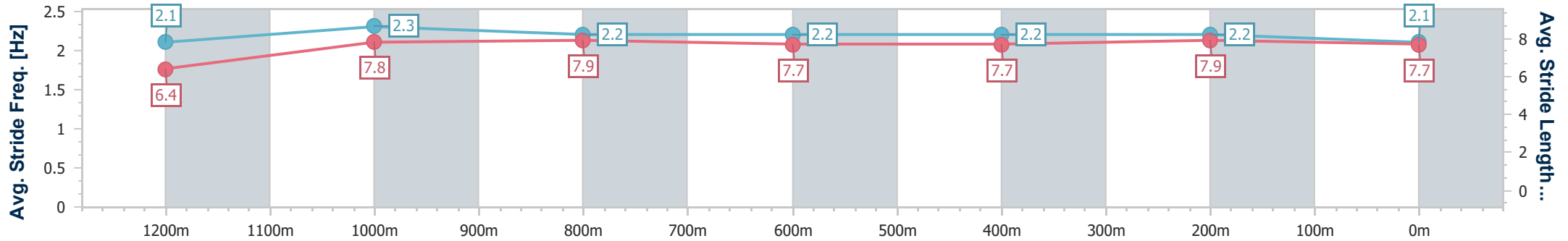
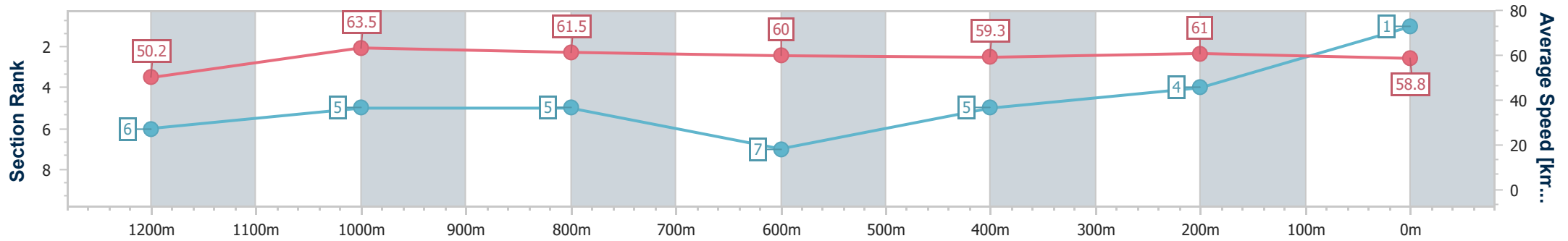
Horse/Jockey Name	Commodus
Final Rank	1
Fastest Section Time (Section)	0:11.33 (1200m)
Top Speed [km/h] (Section)	66.2 (1200m)
Race State	Finished



Sunshine Coast QLD Professional
 Race 2: NEIL MANSELL CONCRETE Class 3 Plate - 1400m
 19 January 2024 - 18:39
 Track Rating: Heavy 8, Weather: Fine, Rail Position: True



Section	Overall	1200m	1000m	800m	600m	400m	200m
Section Times	1:25.72 [1] (0:14.37)	1:11.35 [6] (0:11.33)	1:00.02 [5] (0:11.81)	0:48.21 [5] (0:12.05)	0:36.16 [7] (0:12.09)	0:24.07 [5] (0:11.83)	0:12.24 [4] (0:12.24)
Average Speed [km/h]	50.2	63.5	61.5	60.0	59.3	61.0	58.8
Top Speed [km/h]	65.2	66.2	61.9	60.8	60.4	61.5	60.5
Avg. Dist. to Rail [m]	6.8	3.3	2.7	0.8	0.3	3.3	5.2
Avg. Stride Freq. [Hz]	2.1	2.3	2.2	2.2	2.2	2.2	2.1
Avg. Stride Length [m]	6.4	7.8	7.9	7.7	7.7	7.9	7.7



- [] Ranking at each section and finish
- .-.- No data available at this section
- NA No data available



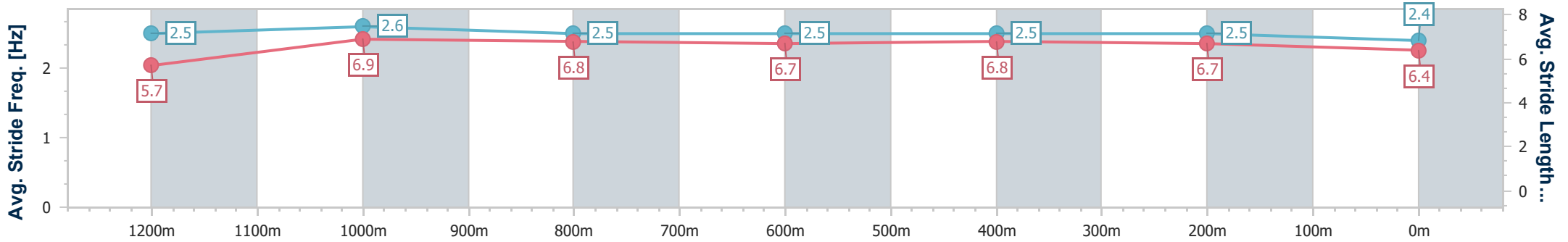
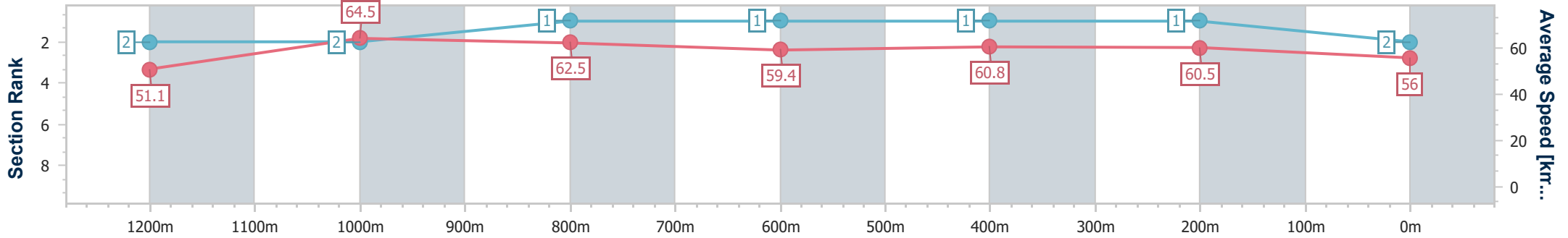
Horse/Jockey Name	Kind Wish
Final Rank	2
Fastest Section Time (Section)	0:11.19 (1200m)
Top Speed [km/h] (Section)	65.5 (1200m)
Race State	Finished



Sunshine Coast QLD Professional
 Race 2: NEIL MANSELL CONCRETE Class 3 Plate - 1400m
 19 January 2024 - 18:39
 Track Rating: Heavy 8, Weather: Fine, Rail Position: True



Section	Overall	1200m	1000m	800m	600m	400m	200m
Section Times	1:25.73 [2] (0:14.11)	1:11.62 [2] (0:11.19)	1:00.43 [2] (0:11.55)	0:48.88 [1] (0:12.19)	0:36.69 [1] (0:11.92)	0:24.77 [1] (0:11.90)	0:12.87 [1] (0:12.87)
Average Speed [km/h]	51.1	64.5	62.5	59.4	60.8	60.5	56.0
Top Speed [km/h]	65.0	65.5	64.3	60.6	61.4	61.5	58.6
Avg. Dist. to Rail [m]	9.6	4.8	3.6	0.7	1.0	5.5	7.3
Avg. Stride Freq. [Hz]	2.5	2.6	2.5	2.5	2.5	2.5	2.4
Avg. Stride Length [m]	5.7	6.9	6.8	6.7	6.8	6.7	6.4



- [] Ranking at each section and finish
- .-.- No data available at this section
- NA No data available



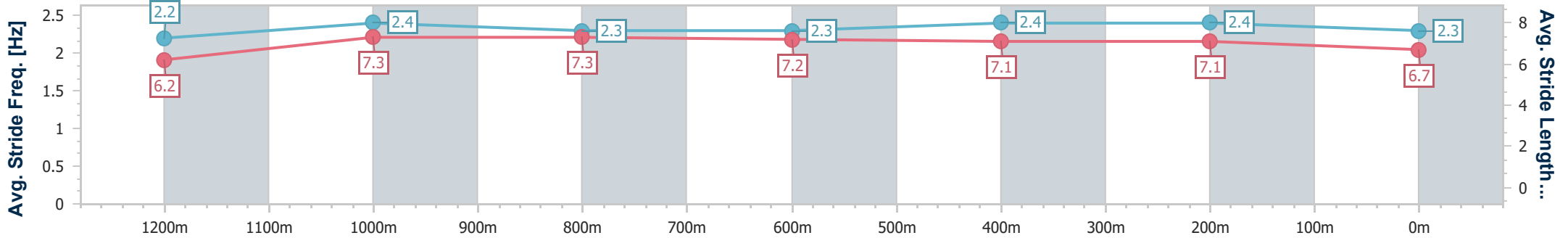
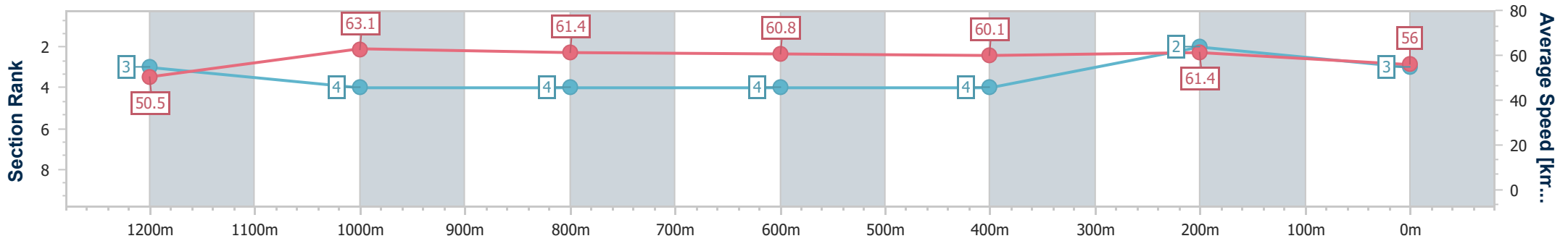
Horse/Jockey Name	Torque I Tee
Final Rank	3
Fastest Section Time (Section)	0:11.41 (1200m)
Top Speed [km/h] (Section)	65.6 (1200m)
Race State	Finished



Sunshine Coast QLD Professional
 Race 2: NEIL MANSELL CONCRETE Class 3 Plate - 1400m
 19 January 2024 - 18:39
 Track Rating: Heavy 8, Weather: Fine, Rail Position: True



Section	Overall	1200m	1000m	800m	600m	400m	200m
Section Times	1:26.16 [3] (0:14.23)	1:11.93 [3] (0:11.41)	1:00.52 [4] (0:11.81)	0:48.71 [4] (0:11.98)	0:36.73 [4] (0:12.13)	0:24.60 [4] (0:11.74)	0:12.86 [2] (0:12.86)
Average Speed [km/h]	50.5	63.1	61.4	60.8	60.1	61.4	56.0
Top Speed [km/h]	64.0	65.6	63.5	63.3	61.6	62.6	59.5
Avg. Dist. to Rail [m]	5.9	3.4	3.2	2.0	2.2	5.7	6.9
Avg. Stride Freq. [Hz]	2.2	2.4	2.3	2.3	2.4	2.4	2.3
Avg. Stride Length [m]	6.2	7.3	7.3	7.2	7.1	7.1	6.7



- [] Ranking at each section and finish
- .-.- No data available at this section
- NA No data available



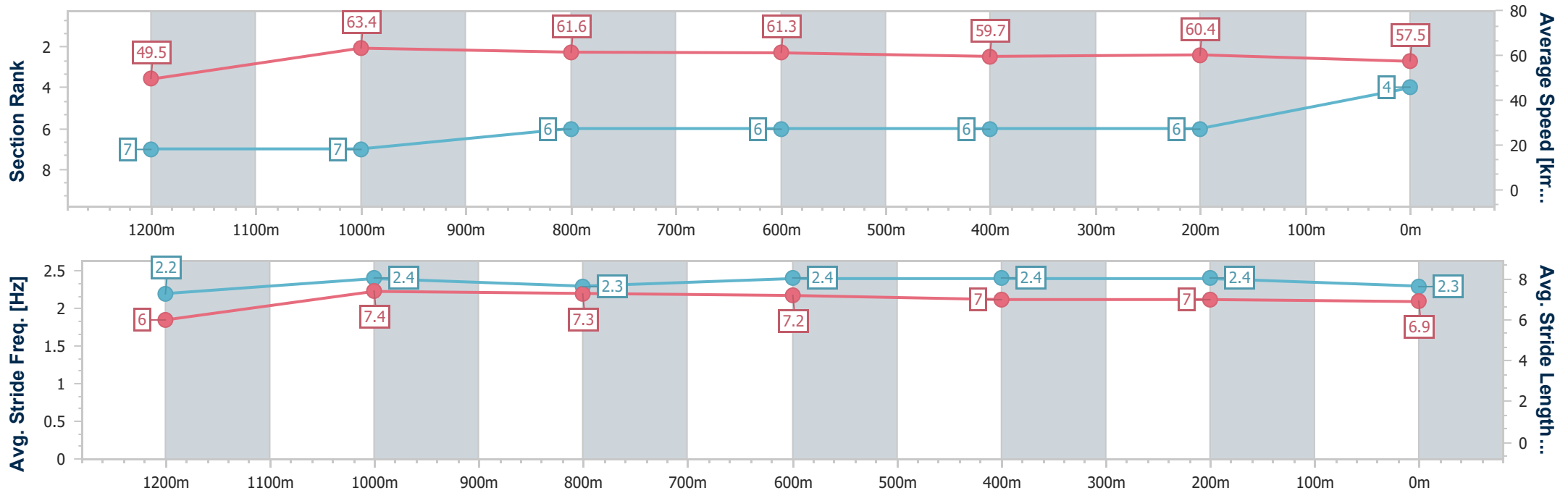
Horse/Jockey Name	Atlantic Royal
Final Rank	4
Fastest Section Time (Section)	0:11.34 (1200m)
Top Speed [km/h] (Section)	66.2 (1200m)
Race State	Finished



Sunshine Coast QLD Professional
 Race 2: NEIL MANSELL CONCRETE Class 3 Plate - 1400m
 19 January 2024 - 18:39
 Track Rating: Heavy 8, Weather: Fine, Rail Position: True



Section	Overall	1200m	1000m	800m	600m	400m	200m
Section Times	1:26.20 [4] (0:14.56)	1:11.64 [7] (0:11.34)	1:00.30 [7] (0:11.75)	0:48.55 [6] (0:11.86)	0:36.69 [6] (0:12.24)	0:24.45 [6] (0:11.93)	0:12.52 [6] (0:12.52)
Average Speed [km/h]	49.5	63.4	61.6	61.3	59.7	60.4	57.5
Top Speed [km/h]	64.0	66.2	62.9	62.4	61.1	61.4	59.3
Avg. Dist. to Rail [m]	10.9	2.7	2.0	1.6	2.4	4.9	5.3
Avg. Stride Freq. [Hz]	2.2	2.4	2.3	2.4	2.4	2.4	2.3
Avg. Stride Length [m]	6.0	7.4	7.3	7.2	7.0	7.0	6.9



- [] Ranking at each section and finish
- .-.- No data available at this section
- NA No data available



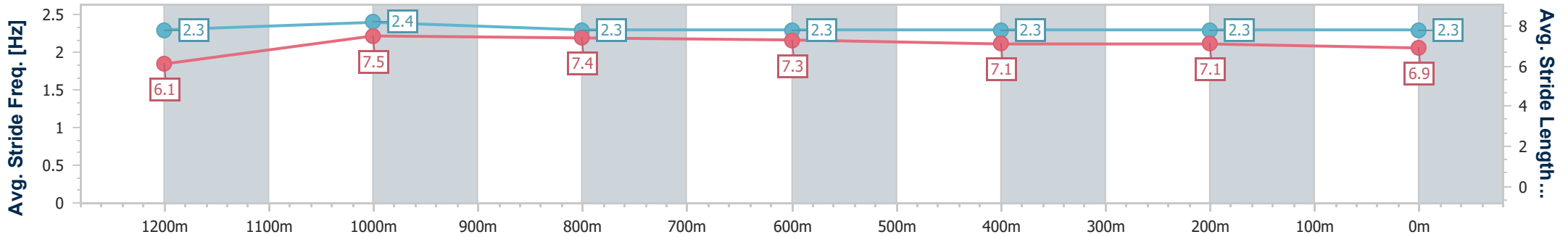
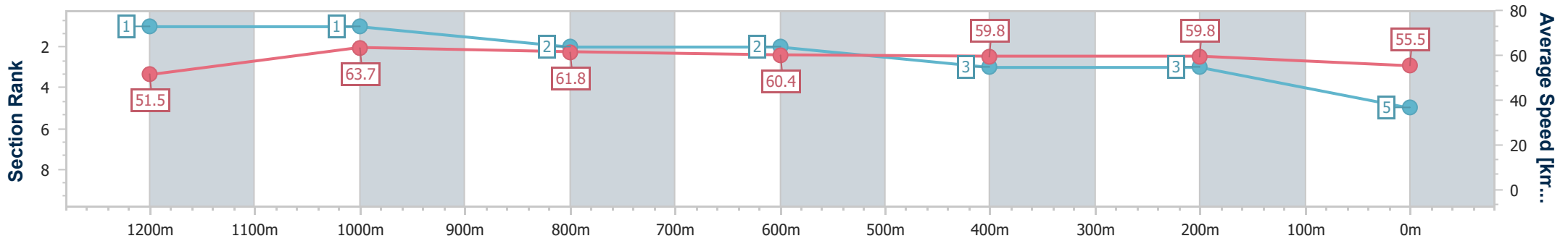
Horse/Jockey Name	Duke Of Gordon
Final Rank	5
Fastest Section Time (Section)	0:11.30 (1200m)
Top Speed [km/h] (Section)	65.6 (Overall)
Race State	Finished



Sunshine Coast QLD Professional
 Race 2: NEIL MANSELL CONCRETE Class 3 Plate - 1400m
 19 January 2024 - 18:39
 Track Rating: Heavy 8, Weather: Fine, Rail Position: True



Section	Overall	1200m	1000m	800m	600m	400m	200m
Section Times	1:26.31 [5] (0:13.99)	1:12.32 [1] (0:11.30)	1:01.02 [1] (0:11.75)	0:49.27 [2] (0:12.17)	0:37.10 [2] (0:12.08)	0:25.02 [3] (0:12.05)	0:12.97 [3] (0:12.97)
Average Speed [km/h]	51.5	63.7	61.8	60.4	59.8	59.8	55.5
Top Speed [km/h]	65.6	65.5	63.2	62.6	61.3	61.4	57.7
Avg. Dist. to Rail [m]	7.9	4.1	3.6	3.1	1.1	2.3	1.7
Avg. Stride Freq. [Hz]	2.3	2.4	2.3	2.3	2.3	2.3	2.3
Avg. Stride Length [m]	6.1	7.5	7.4	7.3	7.1	7.1	6.9



- [] Ranking at each section and finish
- .-.- No data available at this section
- NA No data available



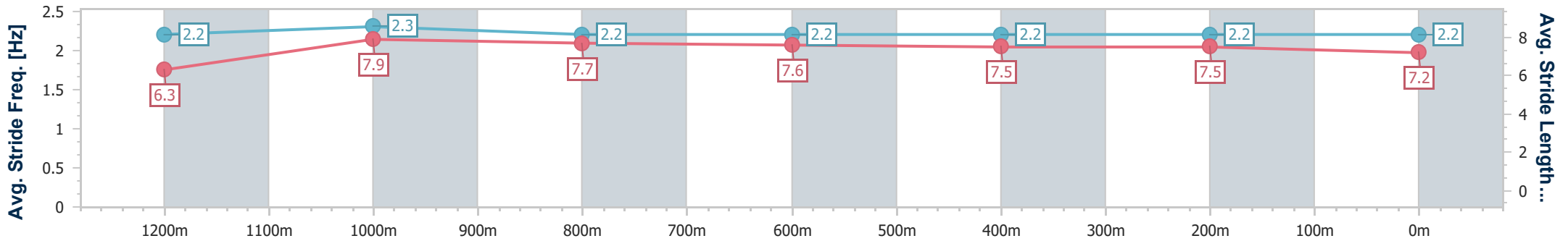
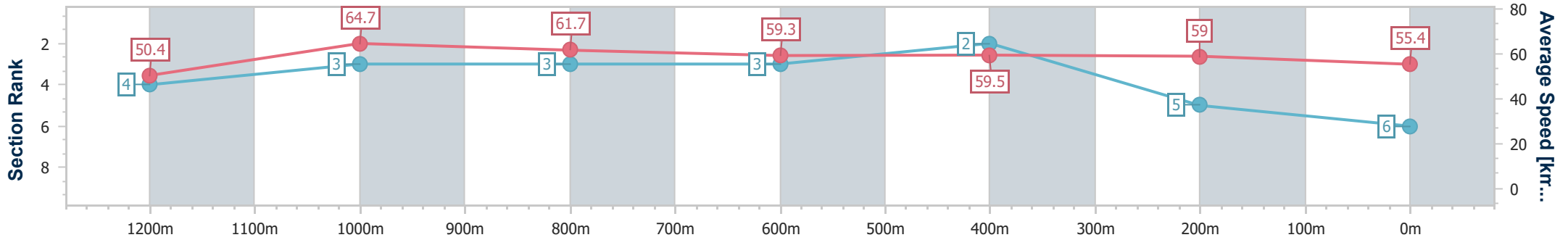
Horse/Jockey Name	Boston Of Tuffy
Final Rank	6
Fastest Section Time (Section)	0:11.16 (1200m)
Top Speed [km/h] (Section)	67.0 (1200m)
Race State	Finished



Sunshine Coast QLD Professional
 Race 2: NEIL MANSELL CONCRETE Class 3 Plate - 1400m
 19 January 2024 - 18:39
 Track Rating: Heavy 8, Weather: Fine, Rail Position: True



Section	Overall	1200m	1000m	800m	600m	400m	200m
Section Times	1:26.44 [6] (0:14.23)	1:12.21 [4] (0:11.16)	1:01.05 [3] (0:11.67)	0:49.38 [3] (0:12.17)	0:37.21 [3] (0:12.05)	0:25.16 [2] (0:12.21)	0:12.95 [5]
Average Speed [km/h]	50.4	64.7	61.7	59.3	59.5	59.0	55.4
Top Speed [km/h]	66.7	67.0	63.0	60.6	60.7	60.0	58.8
Avg. Dist. to Rail [m]	1.3	0.3	0.9	0.6	0.5	1.7	3.2
Avg. Stride Freq. [Hz]	2.2	2.3	2.2	2.2	2.2	2.2	2.2
Avg. Stride Length [m]	6.3	7.9	7.7	7.6	7.5	7.5	7.2



- [] Ranking at each section and finish
- .-.- No data available at this section
- NA No data available



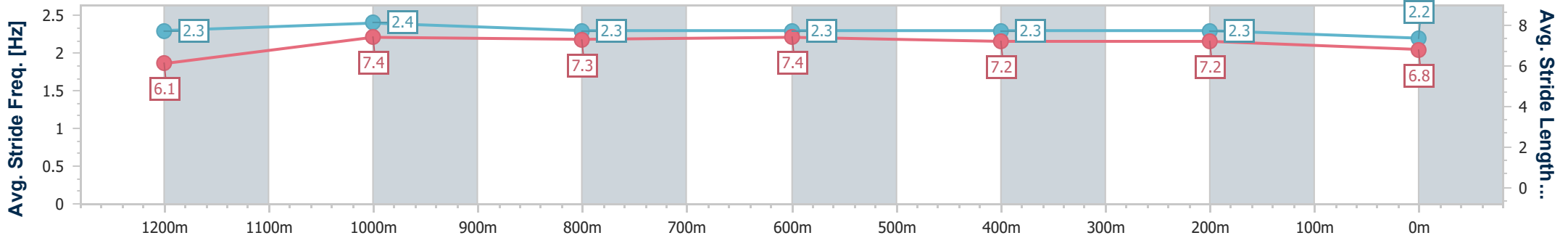
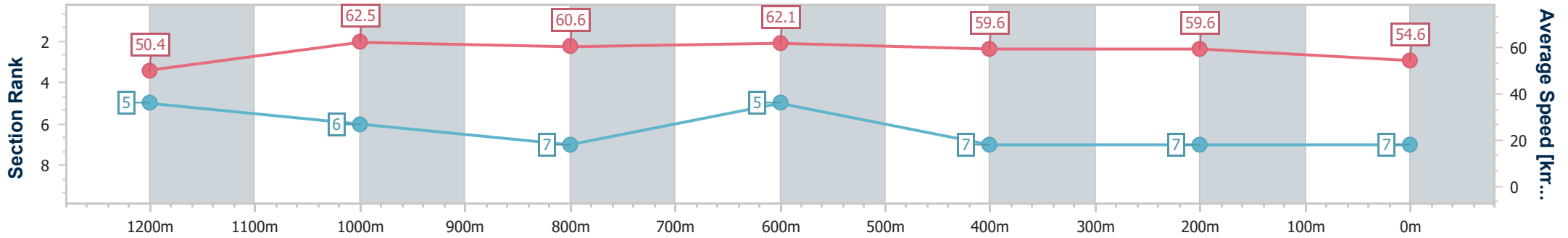
Horse/Jockey Name	Aquarius
Final Rank	7
Fastest Section Time (Section)	0:11.49 (1200m)
Top Speed [km/h] (Section)	65.4 (1200m)
Race State	Finished



Sunshine Coast QLD Professional
 Race 2: NEIL MANSELL CONCRETE Class 3 Plate - 1400m
 19 January 2024 - 18:39
 Track Rating: Heavy 8, Weather: Fine, Rail Position: True



Section	Overall	1200m	1000m	800m	600m	400m	200m
Section Times	1:27.11 [7] (0:14.29)	1:12.82 [5] (0:11.49)	1:01.33 [6] (0:12.00)	0:49.33 [7] (0:11.72)	0:37.61 [5] (0:12.35)	0:25.26 [7] (0:12.07)	0:13.19 [7] (0:13.19)
Average Speed [km/h]	50.4	62.5	60.6	62.1	59.6	59.6	54.6
Top Speed [km/h]	64.0	65.4	61.0	62.7	62.1	60.7	58.1
Avg. Dist. to Rail [m]	9.2	4.2	3.5	2.3	3.2	5.3	5.3
Avg. Stride Freq. [Hz]	2.3	2.4	2.3	2.3	2.3	2.3	2.2
Avg. Stride Length [m]	6.1	7.4	7.3	7.4	7.2	7.2	6.8



- [] Ranking at each section and finish
- .-.- No data available at this section
- NA No data available